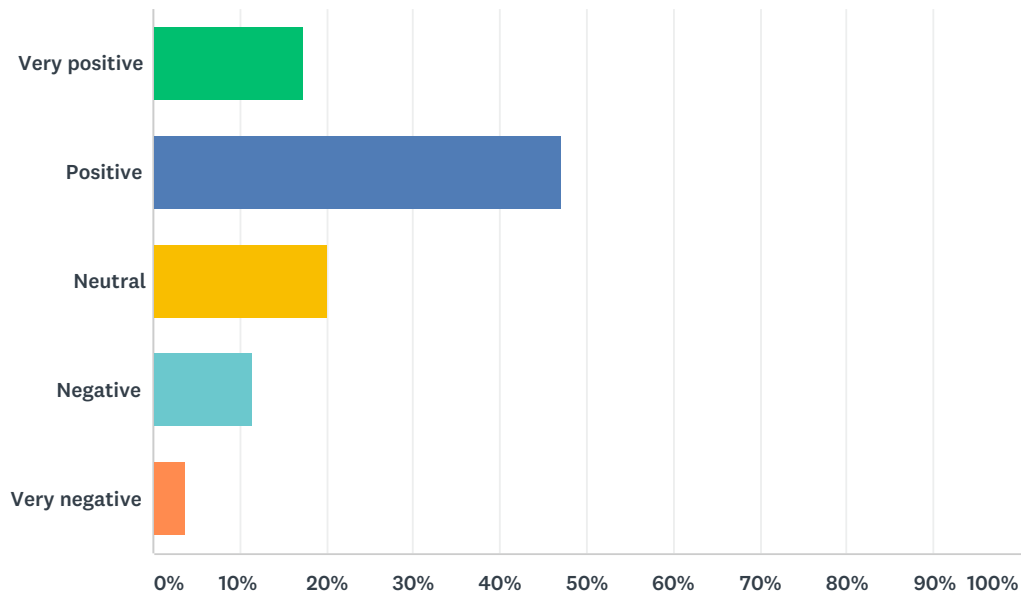


Q1 How would you rate the overall response by all agencies to this summer's wildfires?

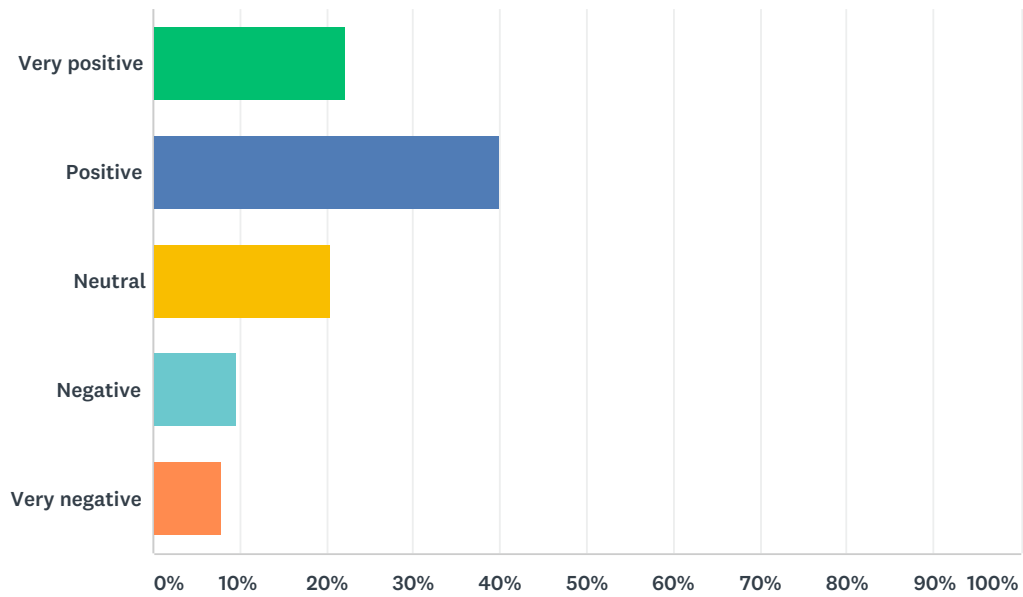
Answered: 293 Skipped: 0



| ANSWER CHOICES | RESPONSES | |
|----------------|-----------|------------|
| Very positive | 17.41% | 51 |
| Positive | 47.10% | 138 |
| Neutral | 20.14% | 59 |
| Negative | 11.60% | 34 |
| Very negative | 3.75% | 11 |
| TOTAL | | 293 |

Q2 How would you rate the overall response by the BC Wildfire Service to this summer's wildfires?

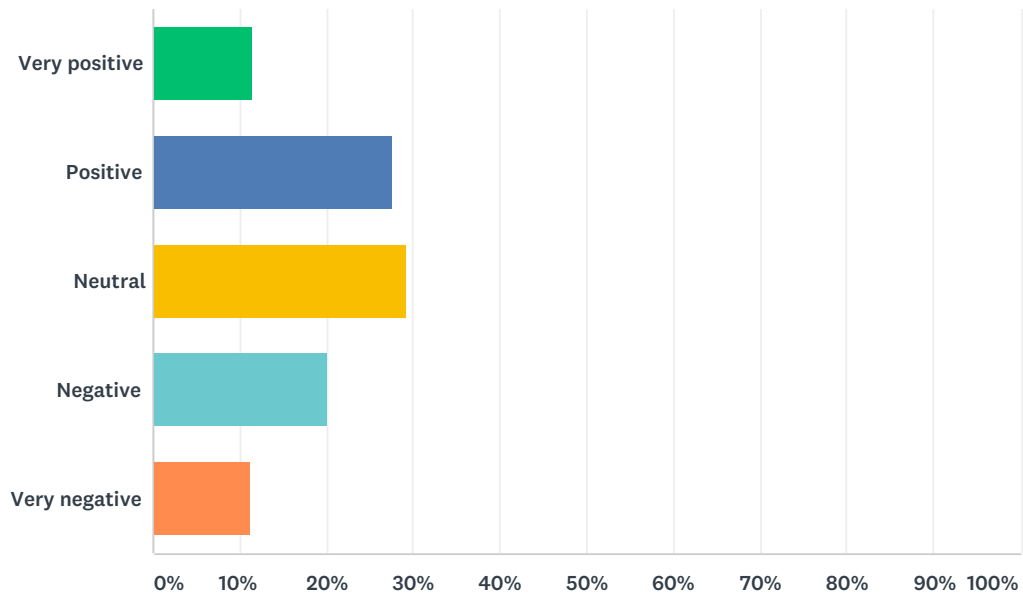
Answered: 293 Skipped: 0



| ANSWER CHOICES | RESPONSES | |
|----------------|-----------|------------|
| Very positive | 22.18% | 65 |
| Positive | 39.93% | 117 |
| Neutral | 20.48% | 60 |
| Negative | 9.56% | 28 |
| Very negative | 7.85% | 23 |
| TOTAL | | 293 |

Q3 How would you rate the Province of British Columbia's response during the summer wildfires?

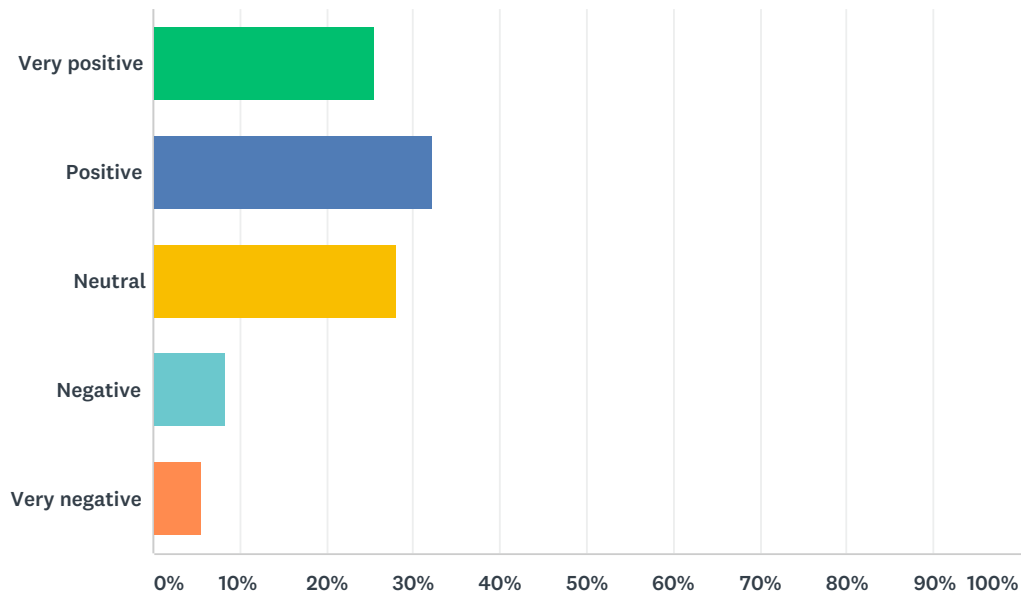
Answered: 293 Skipped: 0



| ANSWER CHOICES | RESPONSES | |
|----------------|-----------|------------|
| Very positive | 11.60% | 34 |
| Positive | 27.65% | 81 |
| Neutral | 29.35% | 86 |
| Negative | 20.14% | 59 |
| Very negative | 11.26% | 33 |
| TOTAL | | 293 |

Q4 How would you rate the overall response by the Canadian Red Cross to the wildfires? (skip if not applicable)

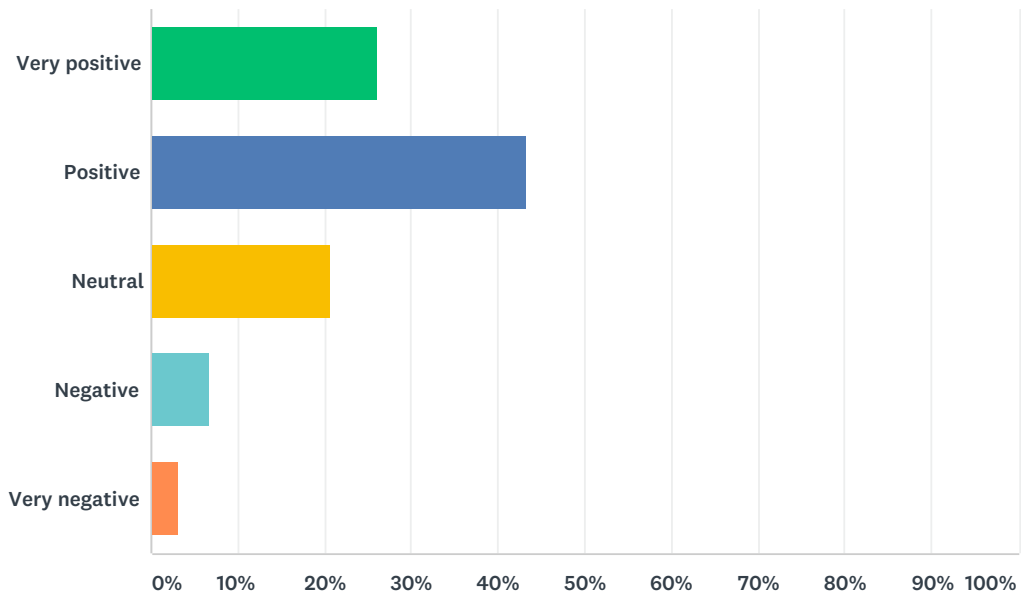
Answered: 192 Skipped: 101



| ANSWER CHOICES | RESPONSES | |
|----------------|-----------|------------|
| Very positive | 25.52% | 49 |
| Positive | 32.29% | 62 |
| Neutral | 28.13% | 54 |
| Negative | 8.33% | 16 |
| Very negative | 5.73% | 11 |
| TOTAL | | 192 |

Q5 How would you rate the response of the RCMP during the wildfires? (skip if not applicable)

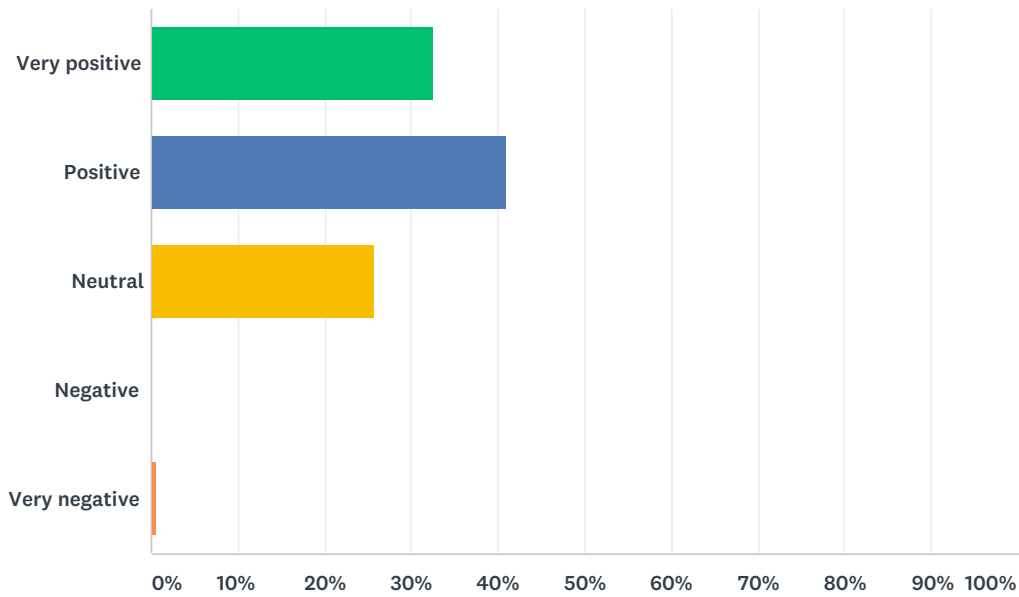
Answered: 222 Skipped: 71



| ANSWER CHOICES | RESPONSES | |
|----------------|-----------|------------|
| Very positive | 26.13% | 58 |
| Positive | 43.24% | 96 |
| Neutral | 20.72% | 46 |
| Negative | 6.76% | 15 |
| Very negative | 3.15% | 7 |
| TOTAL | | 222 |

Q6 How would you rate the overall response by Search & Rescue to this summer's wildfires? (skip if not applicable / do not know)

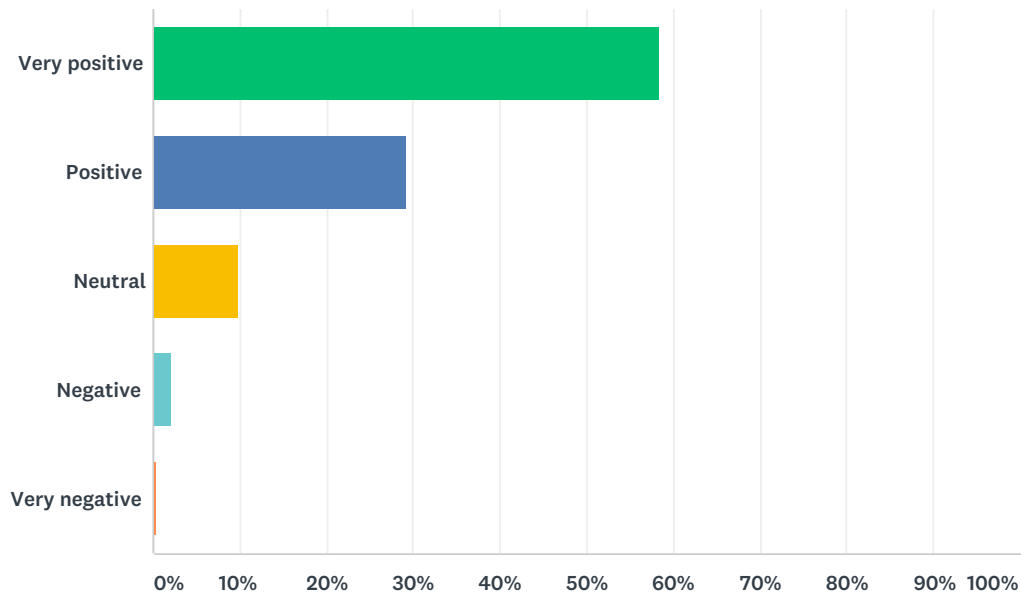
Answered: 144 Skipped: 149



| ANSWER CHOICES | RESPONSES | |
|----------------|-----------|------------|
| Very positive | 32.64% | 47 |
| Positive | 40.97% | 59 |
| Neutral | 25.69% | 37 |
| Negative | 0.00% | 0 |
| Very negative | 0.69% | 1 |
| TOTAL | | 144 |

Q7 How would you rate the overall response by your local fire department to this summer's wildfires? (skip if not applicable)

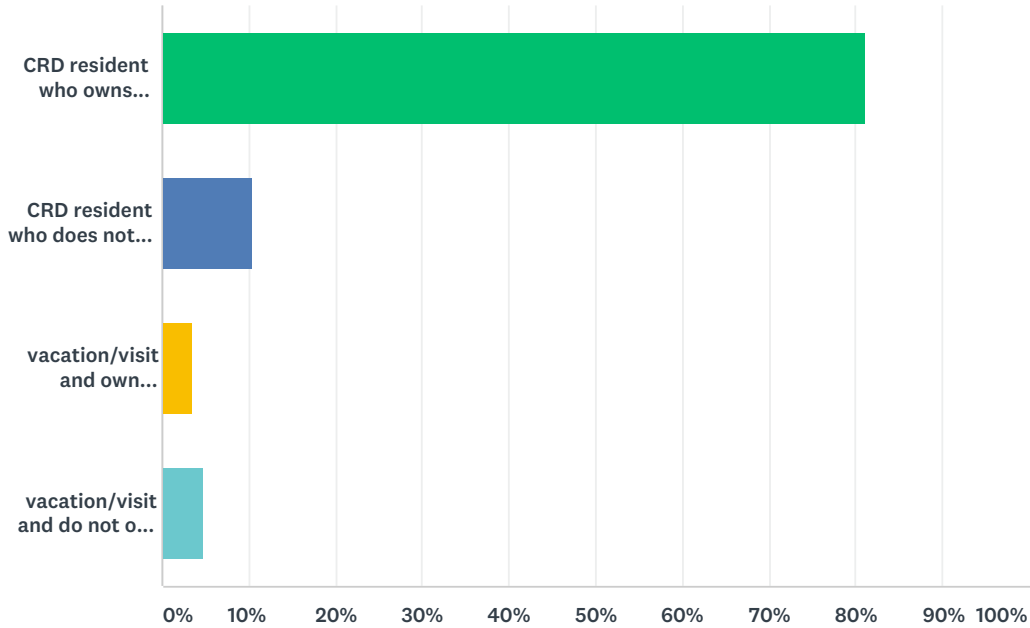
Answered: 195 Skipped: 98



| ANSWER CHOICES | RESPONSES | |
|----------------|-----------|------------|
| Very positive | 58.46% | 114 |
| Positive | 29.23% | 57 |
| Neutral | 9.74% | 19 |
| Negative | 2.05% | 4 |
| Very negative | 0.51% | 1 |
| TOTAL | | 195 |

Q8 Are you a...

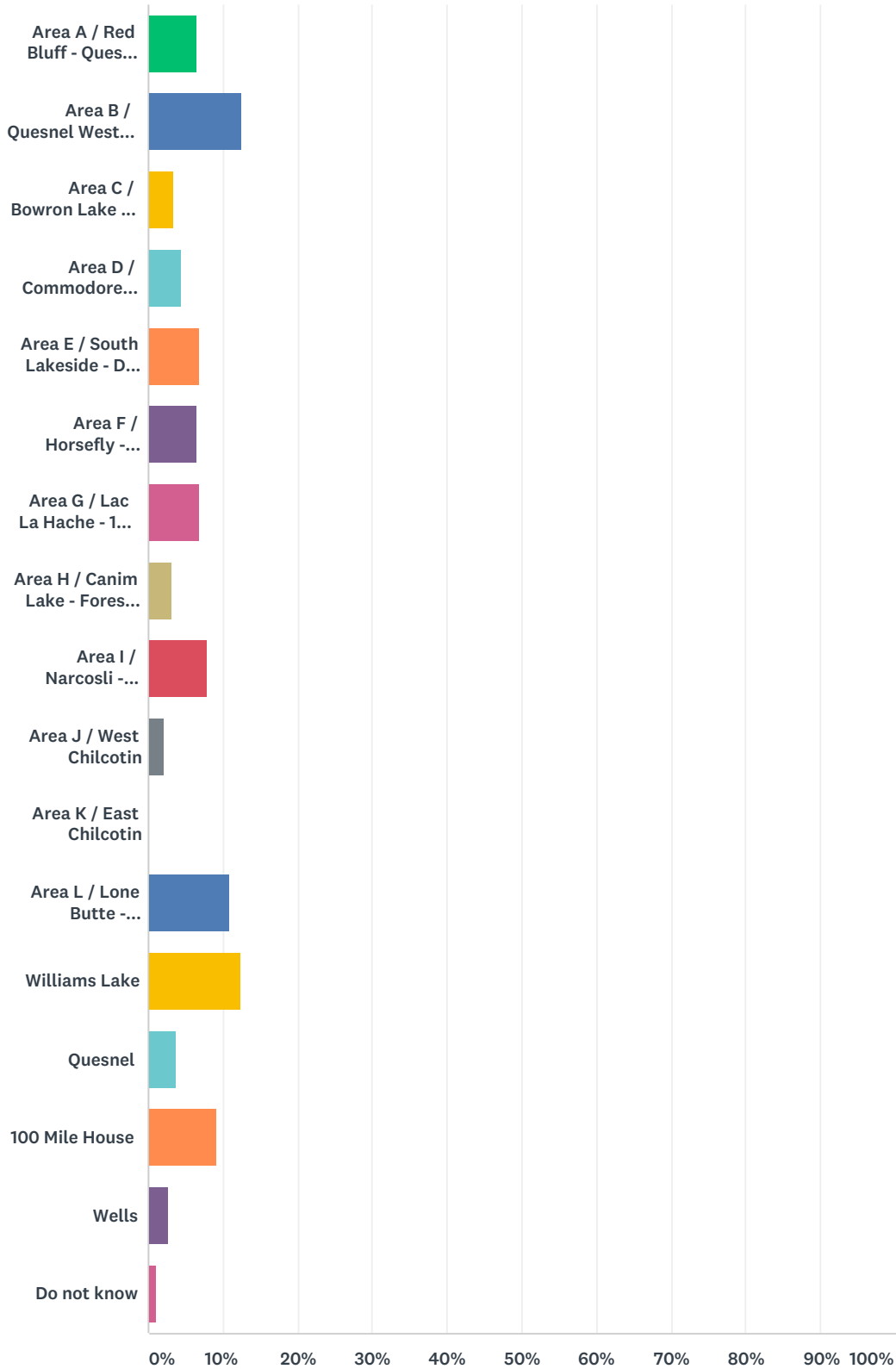
Answered: 286 Skipped: 7



| ANSWER CHOICES | RESPONSES | |
|--|-----------|-----|
| CRD resident who owns property in the CRD? | 81.12% | 232 |
| CRD resident who does not own property in the CRD? | 10.49% | 30 |
| vacation/visit and own property within the CRD? | 3.50% | 10 |
| vacation/visit and do not own property within the CRD? | 4.90% | 14 |
| TOTAL | | 286 |

Q9 Where do you live/visit within the CRD?

Answered: 293 Skipped: 0



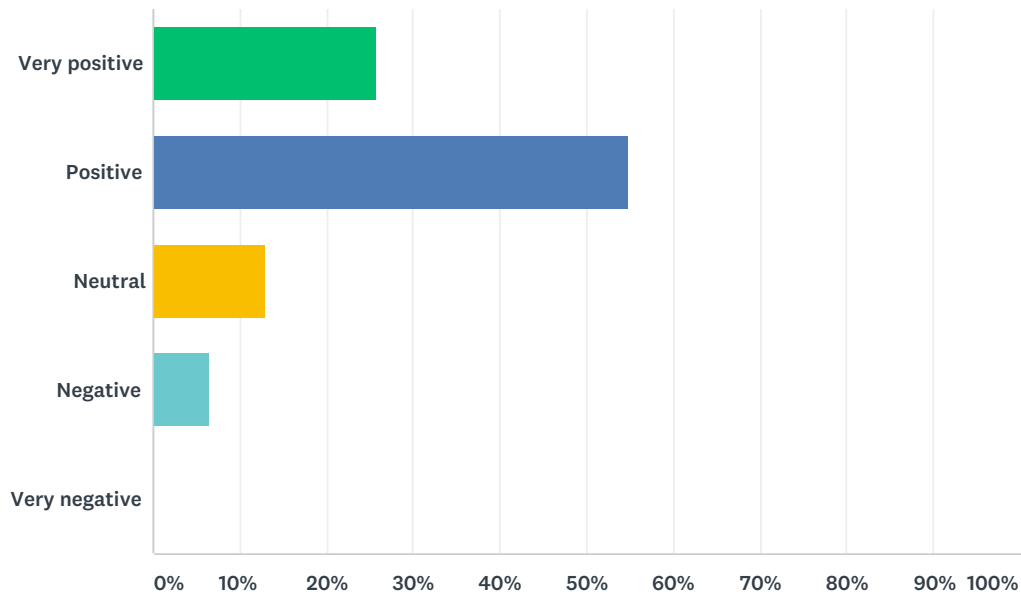
ANSWER CHOICES

RESPONSES

| | | |
|---|--------|------------|
| Area A / Red Bluff - Quesnel South | 6.48% | 19 |
| Area B / Quesnel West - Bouchie Lake | 12.63% | 37 |
| Area C / Bowron Lake - Barlow Creek - Barkerville | 3.41% | 10 |
| Area D / Commodore Heights - McLeese Lake | 4.44% | 13 |
| Area E / South Lakeside - Dog Creek | 6.83% | 20 |
| Area F / Horsefly - Likely - 150 Mile House | 6.48% | 19 |
| Area G / Lac La Hache - 108 Mile Ranch | 6.83% | 20 |
| Area H / Canim Lake - Forest Grove | 3.07% | 9 |
| Area I / Narcosli - Nazko - West Fraser | 7.85% | 23 |
| Area J / West Chilcotin | 2.05% | 6 |
| Area K / East Chilcotin | 0.00% | 0 |
| Area L / Lone Butte - Interlakes | 10.92% | 32 |
| Williams Lake | 12.29% | 36 |
| Quesnel | 3.75% | 11 |
| 100 Mile House | 9.22% | 27 |
| Wells | 2.73% | 8 |
| Do not know | 1.02% | 3 |
| TOTAL | | 293 |

Q10 How would you rate the response by the City of Williams Lake during this summer's wildfires? (skip if not applicable / do not know)

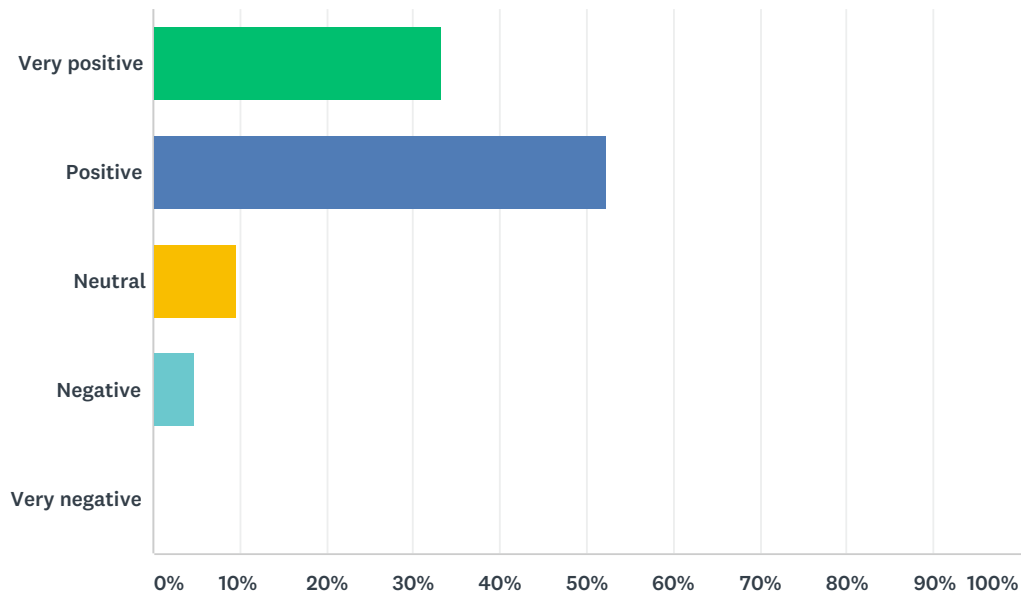
Answered: 31 Skipped: 262



| ANSWER CHOICES | RESPONSES | |
|----------------|-----------|-----------|
| Very positive | 25.81% | 8 |
| Positive | 54.84% | 17 |
| Neutral | 12.90% | 4 |
| Negative | 6.45% | 2 |
| Very negative | 0.00% | 0 |
| TOTAL | | 31 |

Q11 How would you rate the response by the District of 100 Mile House during this summer's wildfires? (skip if not applicable / do not know)

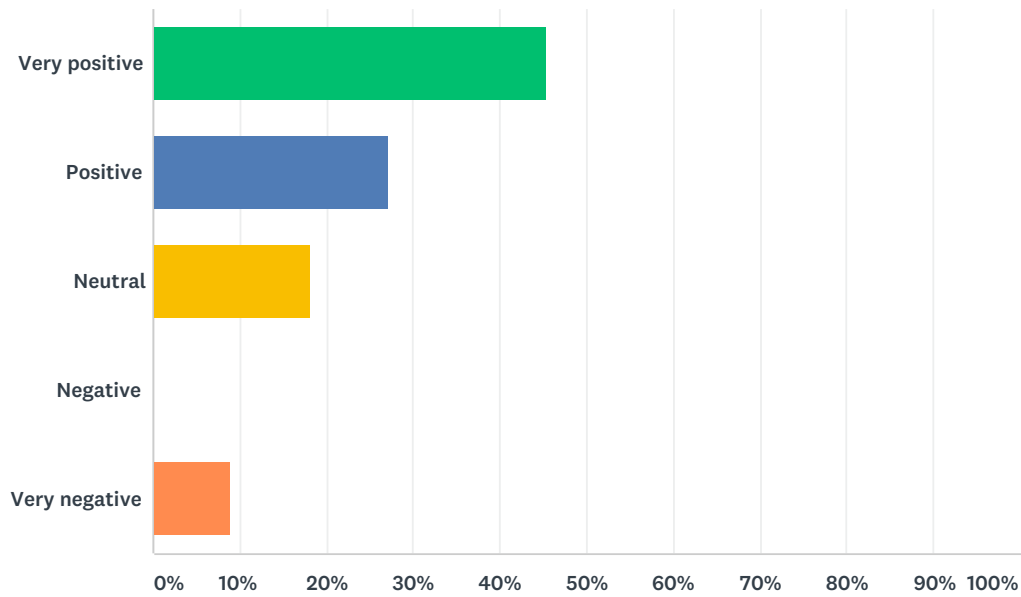
Answered: 21 Skipped: 272



| ANSWER CHOICES | RESPONSES | |
|----------------|-----------|-----------|
| Very positive | 33.33% | 7 |
| Positive | 52.38% | 11 |
| Neutral | 9.52% | 2 |
| Negative | 4.76% | 1 |
| Very negative | 0.00% | 0 |
| TOTAL | | 21 |

Q12 How would you rate the response by the City of Quesnel during this summer's wildfires? (skip if not applicable / do not know)

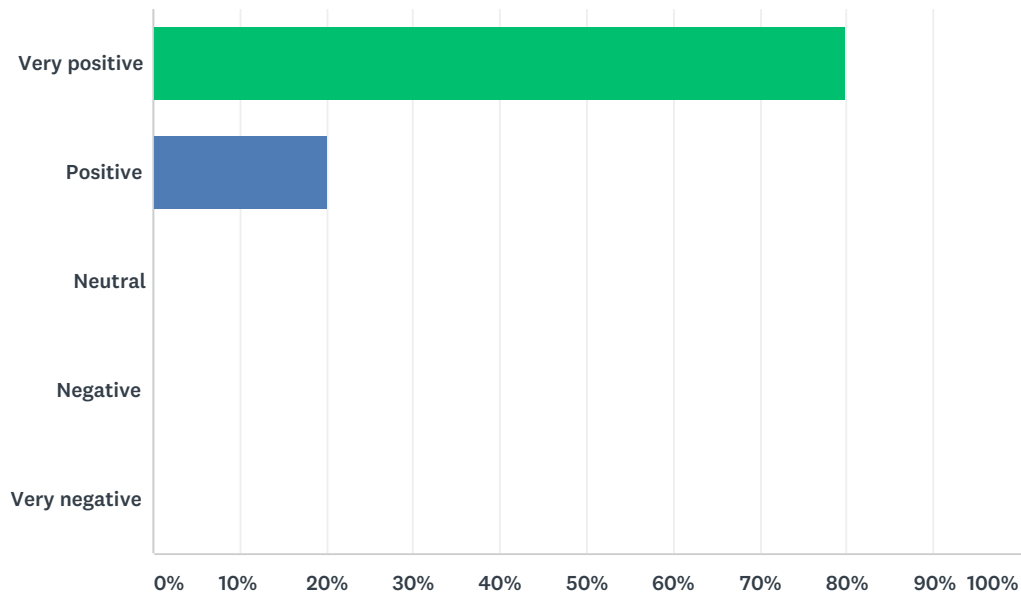
Answered: 11 Skipped: 282



| ANSWER CHOICES | RESPONSES | |
|----------------|-----------|-----------|
| Very positive | 45.45% | 5 |
| Positive | 27.27% | 3 |
| Neutral | 18.18% | 2 |
| Negative | 0.00% | 0 |
| Very negative | 9.09% | 1 |
| TOTAL | | 11 |

Q13 How would you rate the response by the District of Wells during this summer's wildfires? (skip if not applicable / do not know)

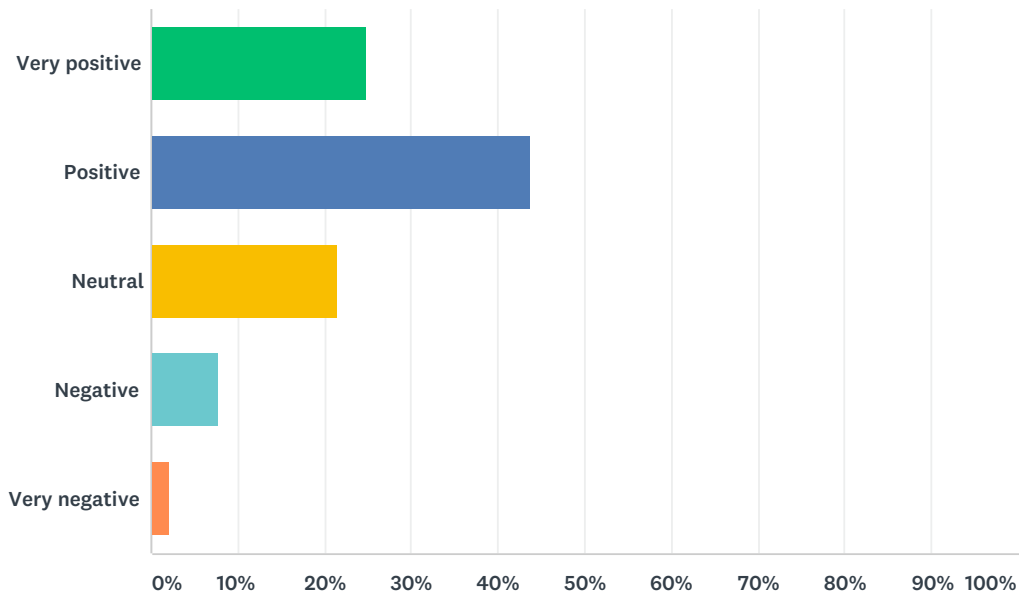
Answered: 5 Skipped: 288



| ANSWER CHOICES | RESPONSES | |
|----------------|-----------|----------|
| Very positive | 80.00% | 4 |
| Positive | 20.00% | 1 |
| Neutral | 0.00% | 0 |
| Negative | 0.00% | 0 |
| Very negative | 0.00% | 0 |
| TOTAL | | 5 |

Q14 How would you rate the response by the Cariboo Regional District to this summer's wildfires?

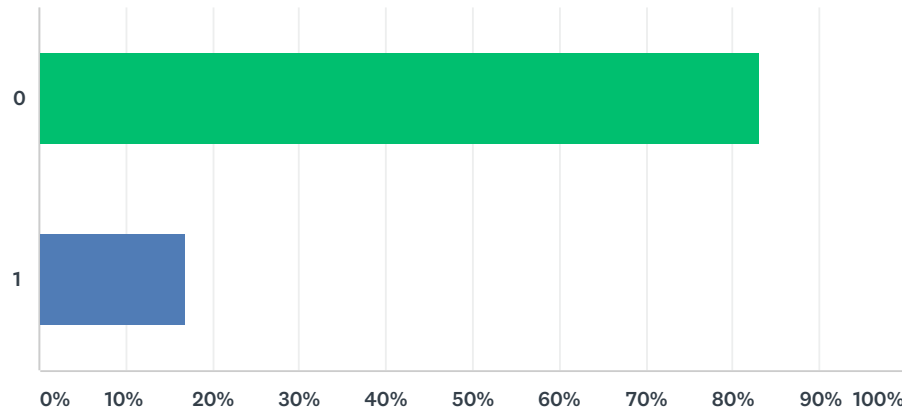
Answered: 274 Skipped: 19



| ANSWER CHOICES | RESPONSES | |
|----------------|-----------|------------|
| Very positive | 24.82% | 68 |
| Positive | 43.80% | 120 |
| Neutral | 21.53% | 59 |
| Negative | 7.66% | 21 |
| Very negative | 2.19% | 6 |
| TOTAL | | 274 |

Q15 How many times were you evacuated?

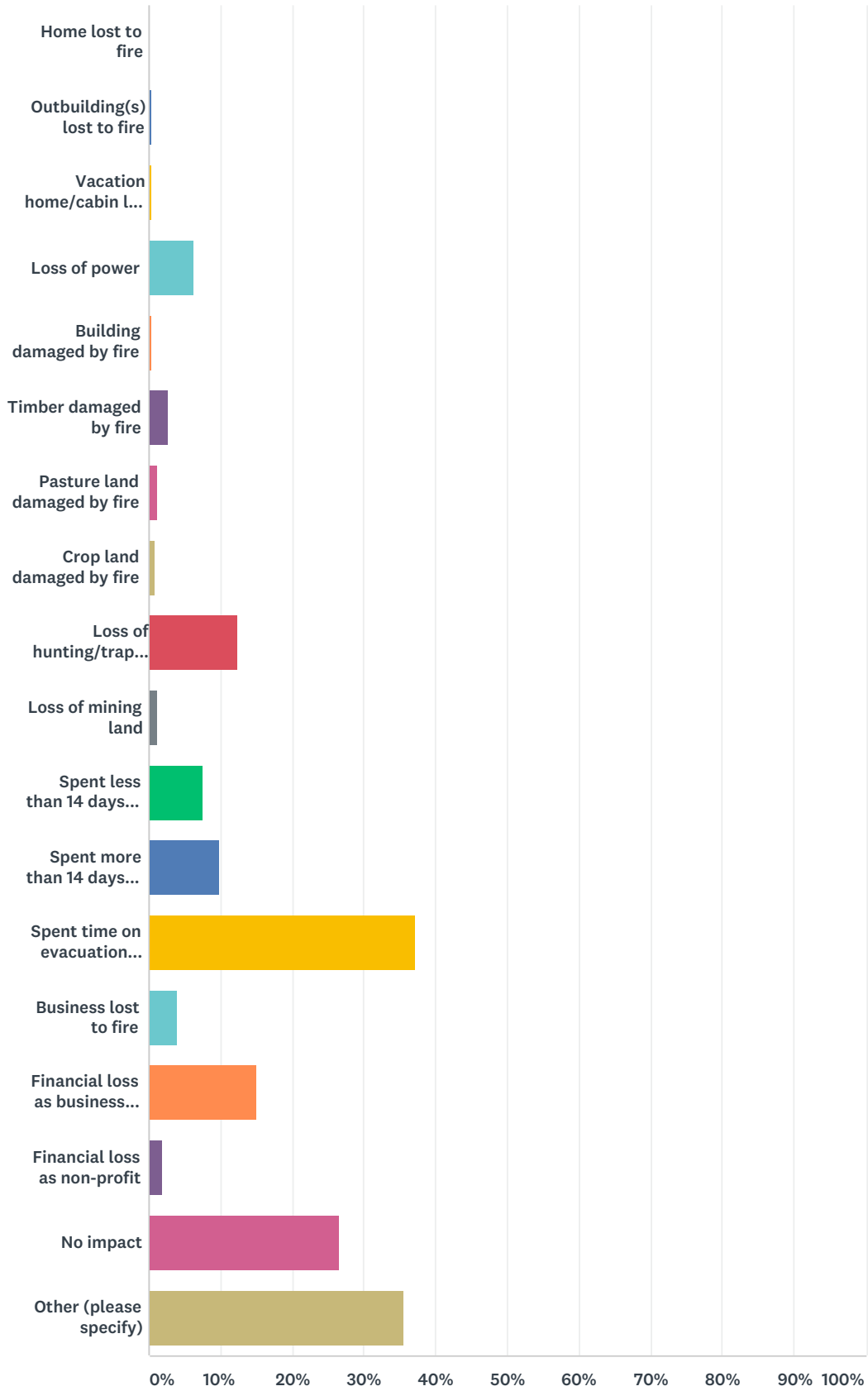
Answered: 253 Skipped: 40



| ANSWER CHOICES | RESPONSES | |
|----------------|-----------|-----|
| 0 | 83.00% | 210 |
| 1 | 17.00% | 43 |
| TOTAL | | 253 |

Q16 What level of impact did you experience from this summer's wildfires? (check all that apply)

Answered: 253 Skipped: 40

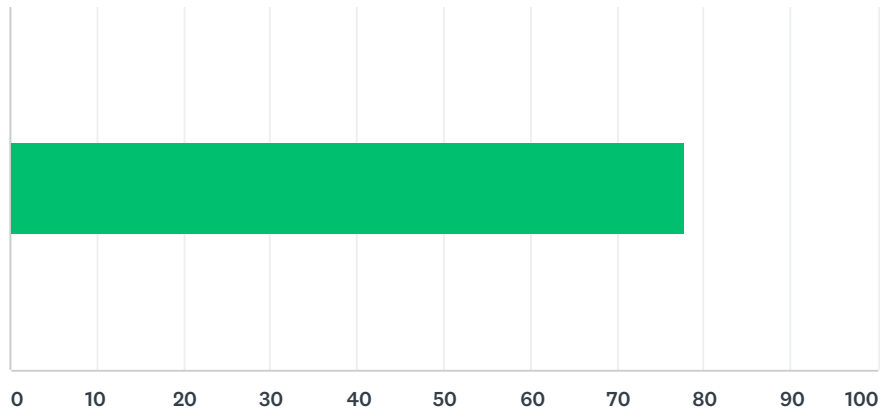


| ANSWER CHOICES | RESPONSES |
|-------------------|-----------|
| Home lost to fire | 0.00% 0 |

| | | |
|---|--------|----|
| Outbuilding(s) lost to fire | 0.40% | 1 |
| Vacation home/cabin lost to fire | 0.40% | 1 |
| Loss of power | 6.32% | 16 |
| Building damaged by fire | 0.40% | 1 |
| Timber damaged by fire | 2.77% | 7 |
| Pasture land damaged by fire | 1.19% | 3 |
| Crop land damaged by fire | 0.79% | 2 |
| Loss of hunting/trapping land | 12.25% | 31 |
| Loss of mining land | 1.19% | 3 |
| Spent less than 14 days on evacuation order | 7.51% | 19 |
| Spent more than 14 days on evacuation order | 9.88% | 25 |
| Spent time on evacuation alert | 37.15% | 94 |
| Business lost to fire | 3.95% | 10 |
| Financial loss as business owner | 15.02% | 38 |
| Financial loss as non-profit | 1.98% | 5 |
| No impact | 26.48% | 67 |
| Other (please specify) | 35.57% | 90 |
| Total Respondents: 253 | | |

Q17 How would you rate your mental health prior to the wildfires this year?

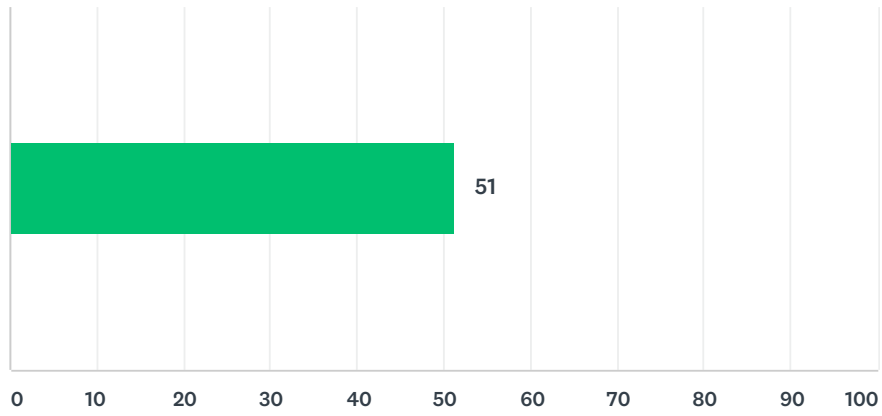
Answered: 253 Skipped: 40



| ANSWER CHOICES | AVERAGE NUMBER | TOTAL NUMBER | RESPONSES |
|------------------------|----------------|--------------|-----------|
| | 78 | 19,671 | 253 |
| Total Respondents: 253 | | | |

Q18 What impact did this year's wildfires have on your overall mental health (during & after wildfires)?

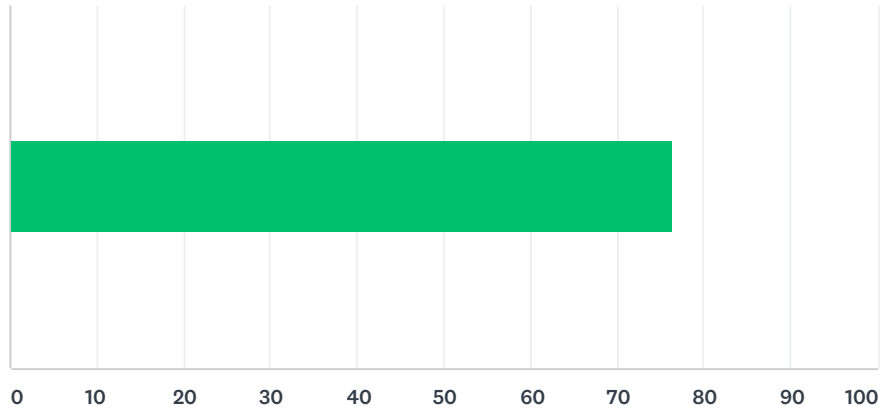
Answered: 253 Skipped: 40



| ANSWER CHOICES | AVERAGE NUMBER | TOTAL NUMBER | RESPONSES |
|------------------------|----------------|--------------|-----------|
| | 51 | 12,989 | 253 |
| Total Respondents: 253 | | | |

Q19 How would you rate your mental health today?

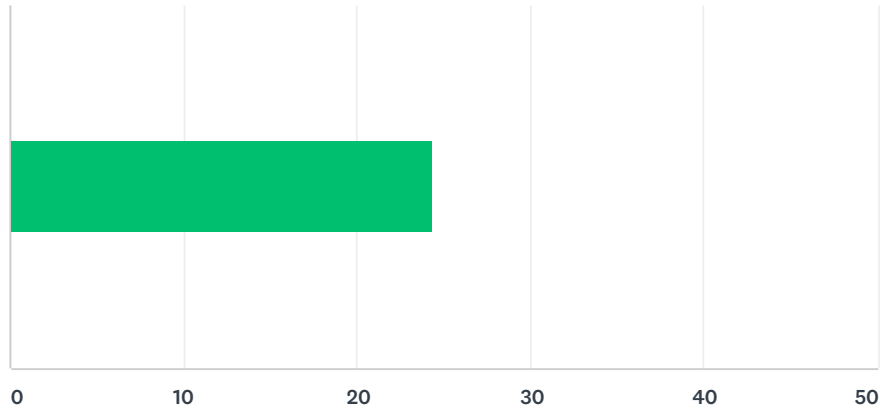
Answered: 253 Skipped: 40



| ANSWER CHOICES | AVERAGE NUMBER | TOTAL NUMBER | RESPONSES |
|------------------------|----------------|--------------|-----------|
| | 76 | 19,319 | 253 |
| Total Respondents: 253 | | | |

Q20 What impact did the wildfires this year have on you financially?

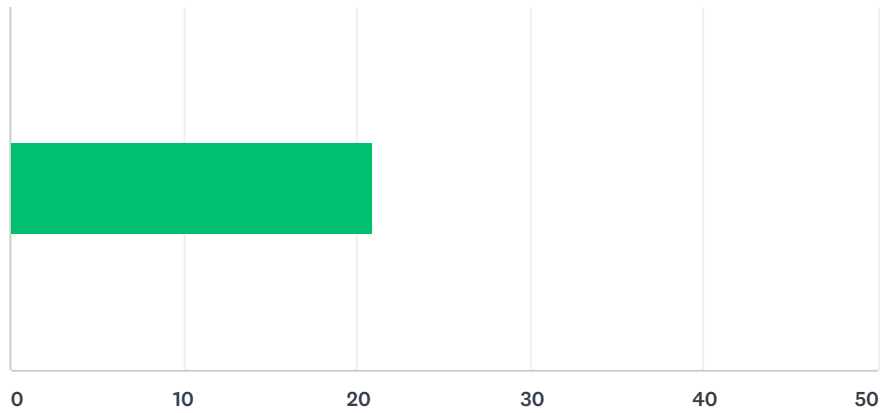
Answered: 253 Skipped: 40



| ANSWER CHOICES | AVERAGE NUMBER | TOTAL NUMBER | RESPONSES |
|------------------------|----------------|--------------|-----------|
| | 24 | 6,156 | 253 |
| Total Respondents: 253 | | | |

Q21 Prior to the wildfires this year, were you worried about your ability to financially survive the next six months?

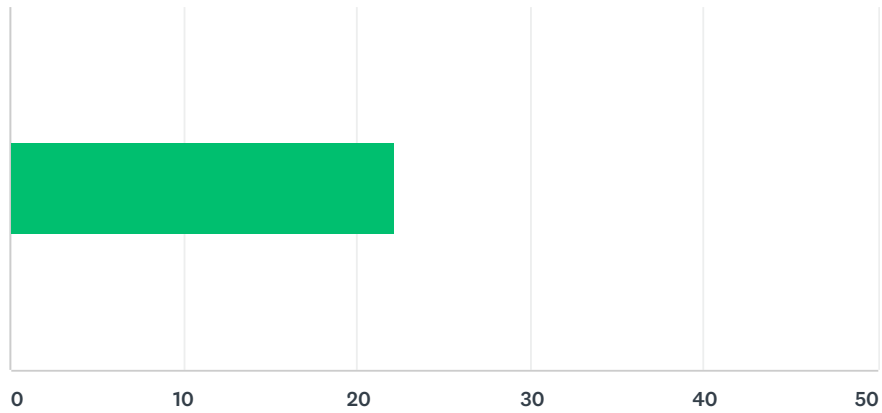
Answered: 253 Skipped: 40



| ANSWER CHOICES | AVERAGE NUMBER | TOTAL NUMBER | RESPONSES |
|------------------------|----------------|--------------|-----------|
| | 21 | 5,298 | 253 |
| Total Respondents: 253 | | | |

Q22 Today, are you worried about your ability to financially survive the next six months?

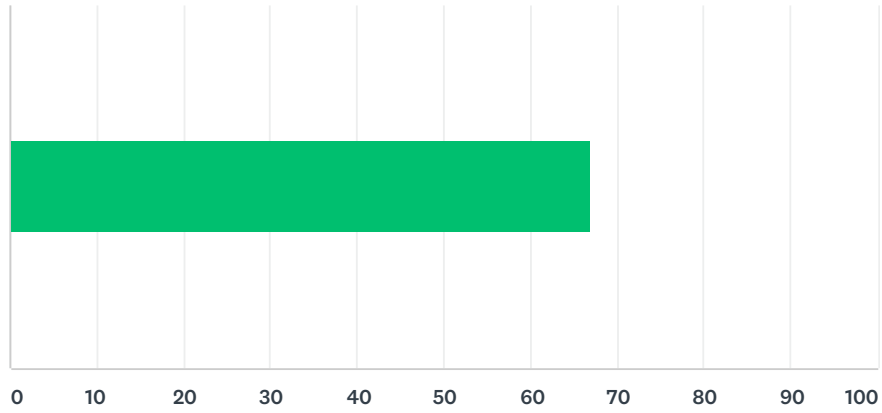
Answered: 253 Skipped: 40



| ANSWER CHOICES | AVERAGE NUMBER | TOTAL NUMBER | RESPONSES |
|------------------------|----------------|--------------|-----------|
| | 22 | 5,609 | 253 |
| Total Respondents: 253 | | | |

Q23 How do you feel about your future?

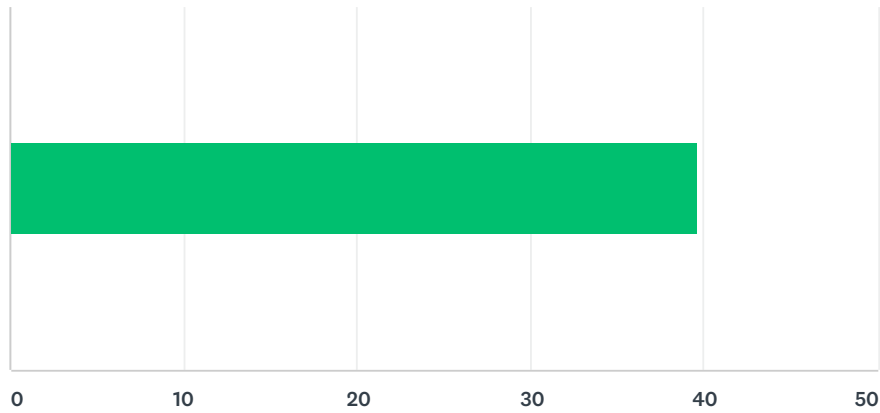
Answered: 253 Skipped: 40



| ANSWER CHOICES | AVERAGE NUMBER | TOTAL NUMBER | RESPONSES |
|------------------------|----------------|--------------|-----------|
| | 67 | 16,917 | 253 |
| Total Respondents: 253 | | | |

Q24 What impact (negative or positive) did this year's wildfires have on you socially?

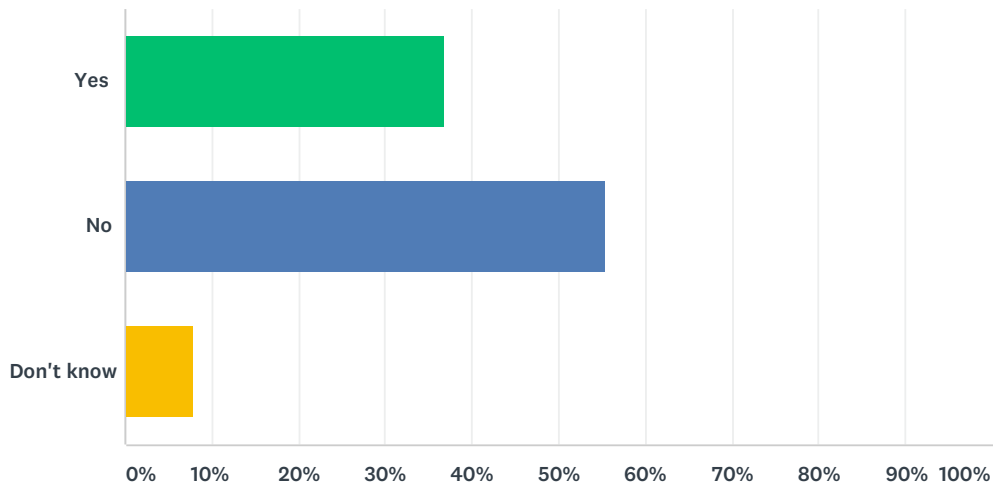
Answered: 253 Skipped: 40



| ANSWER CHOICES | AVERAGE NUMBER | TOTAL NUMBER | RESPONSES |
|------------------------|----------------|--------------|-----------|
| | 40 | 10,029 | 253 |
| Total Respondents: 253 | | | |

Q25 Do you avoid public settings (community events, meetings and physical and social activities) more now as compared to one year ago?

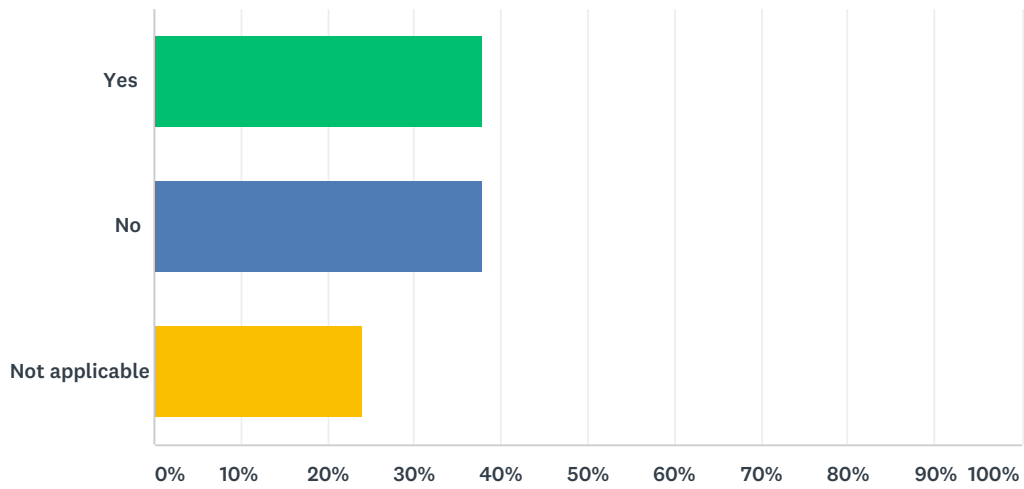
Answered: 253 Skipped: 40



| ANSWER CHOICES | RESPONSES | |
|----------------|-----------|------------|
| Yes | 36.76% | 93 |
| No | 55.34% | 140 |
| Don't know | 7.91% | 20 |
| TOTAL | | 253 |

Q26 Have your recovery needs (financial, social, mental) from last year's wildfires been met?

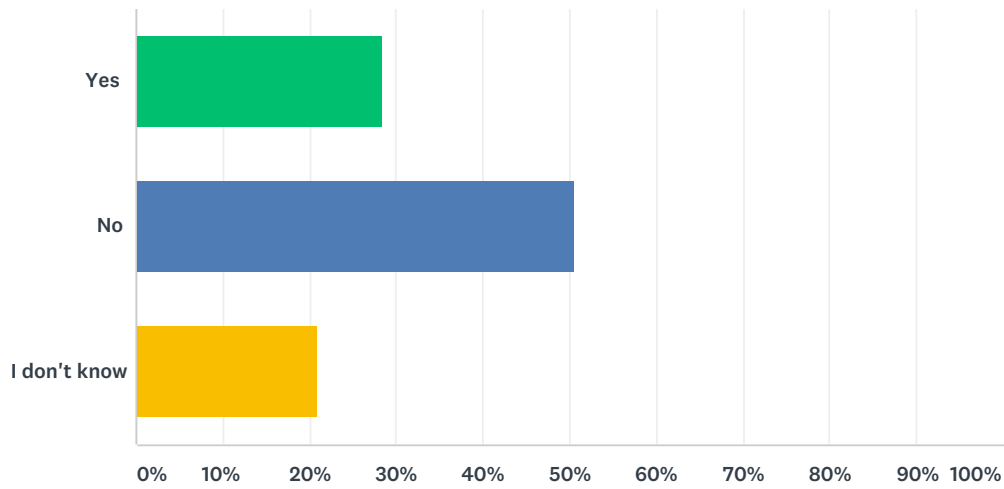
Answered: 253 Skipped: 40



| ANSWER CHOICES | RESPONSES | |
|----------------|-----------|------------|
| Yes | 37.94% | 96 |
| No | 37.94% | 96 |
| Not applicable | 24.11% | 61 |
| TOTAL | | 253 |

Q27 Looking to the future, do you have unmet needs (financial, social, mental) as a result of this year's wildfires?

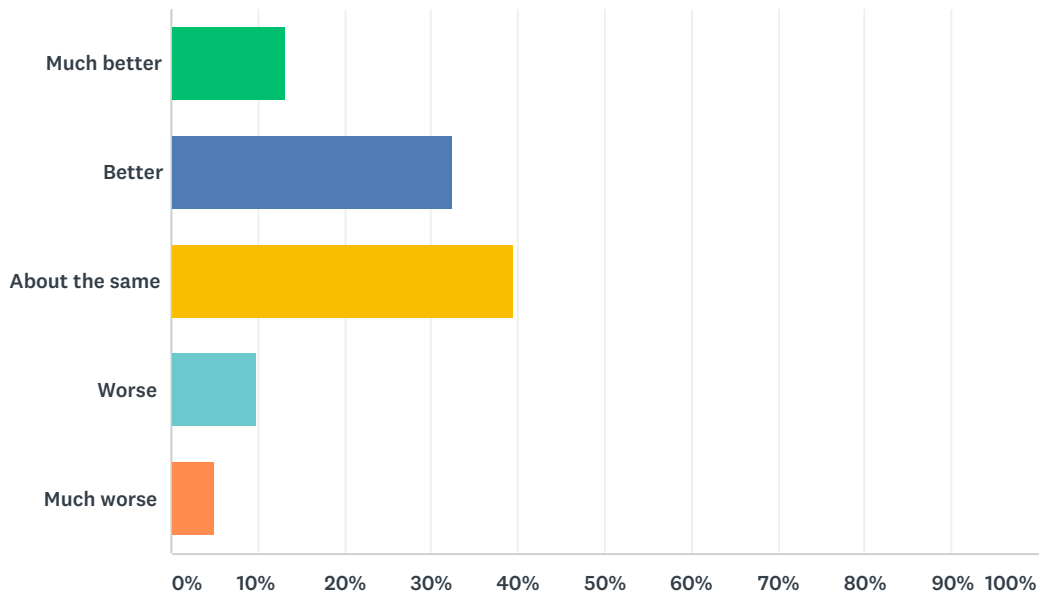
Answered: 253 Skipped: 40



| ANSWER CHOICES | RESPONSES | |
|----------------|-----------|------------|
| Yes | 28.46% | 72 |
| No | 50.59% | 128 |
| I don't know | 20.95% | 53 |
| TOTAL | | 253 |

Q28 Compared to last year's wildfires, how do you feel about the response changed from all agencies?

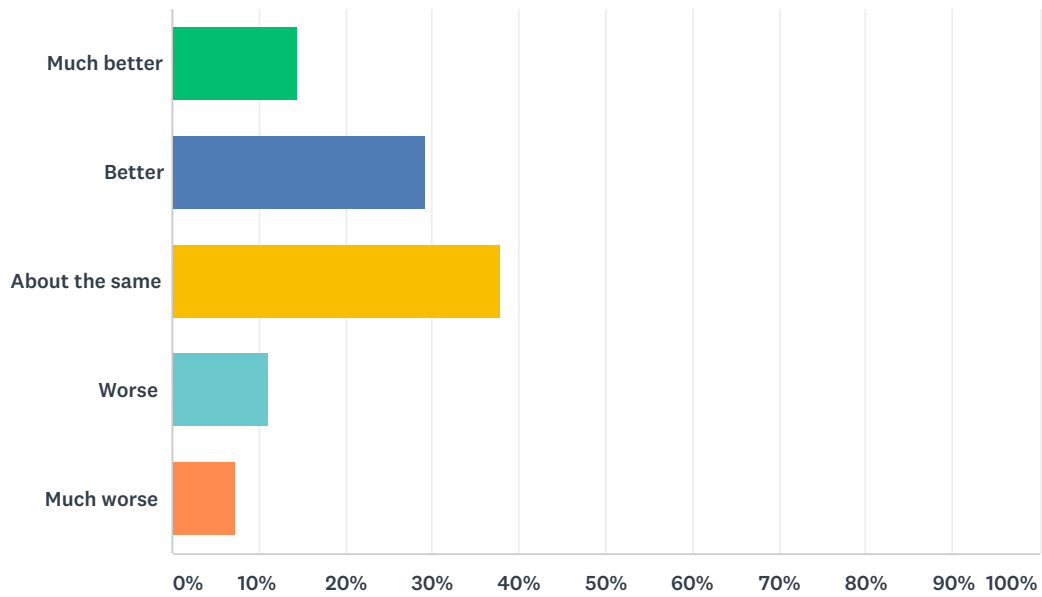
Answered: 243 Skipped: 50



| ANSWER CHOICES | RESPONSES | |
|----------------|-----------|-----|
| Much better | 13.17% | 32 |
| Better | 32.51% | 79 |
| About the same | 39.51% | 96 |
| Worse | 9.88% | 24 |
| Much worse | 4.94% | 12 |
| TOTAL | | 243 |

Q29 Compared to last year's wildfires, how do you feel about the overall response by the BC wildfire service?

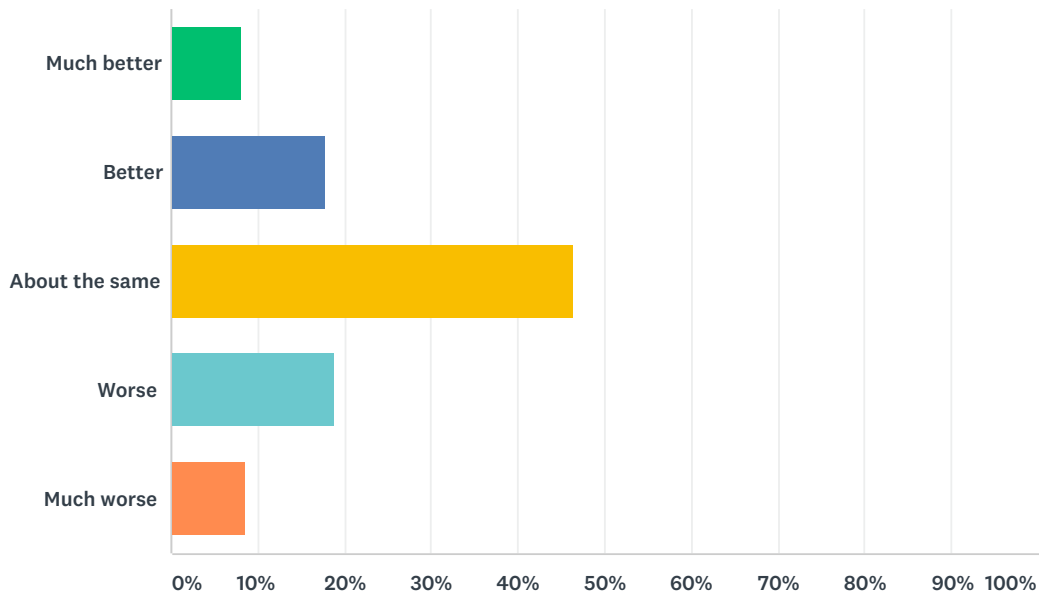
Answered: 243 Skipped: 50



| ANSWER CHOICES | RESPONSES | |
|----------------|-----------|------------|
| Much better | 14.40% | 35 |
| Better | 29.22% | 71 |
| About the same | 37.86% | 92 |
| Worse | 11.11% | 27 |
| Much worse | 7.41% | 18 |
| TOTAL | | 243 |

Q30 Compared to last year's wildfires, how do you feel about the overall response by the Province of British Columbia?

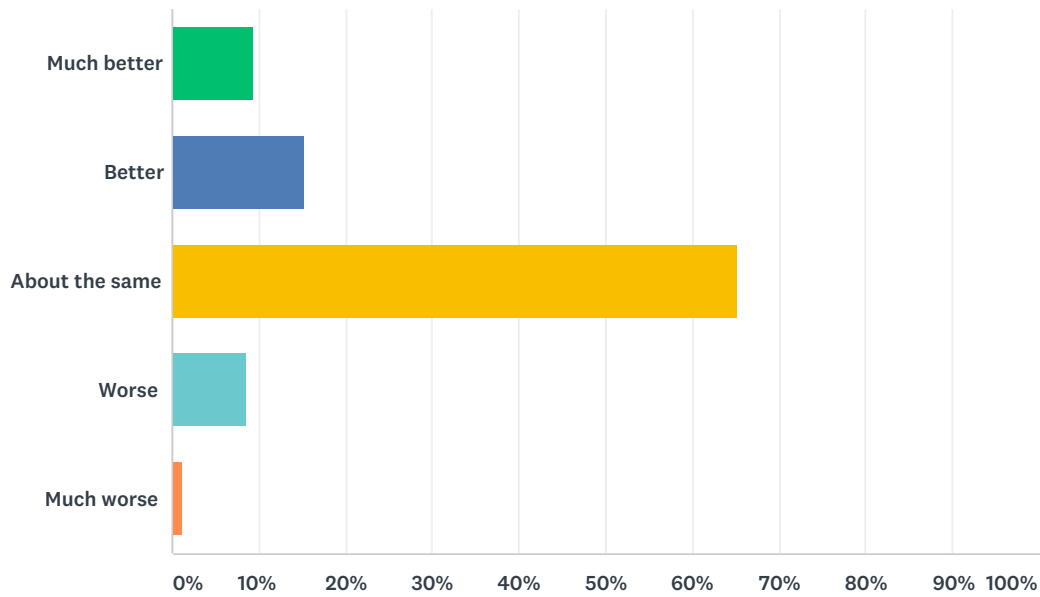
Answered: 243 Skipped: 50



| ANSWER CHOICES | RESPONSES |
|----------------|------------|
| Much better | 8.23% 20 |
| Better | 17.70% 43 |
| About the same | 46.50% 113 |
| Worse | 18.93% 46 |
| Much worse | 8.64% 21 |
| TOTAL | 243 |

Q31 Compared to last year's wildfires, how do you feel about the overall response by Canadian Red Cross? (skip if not applicable)

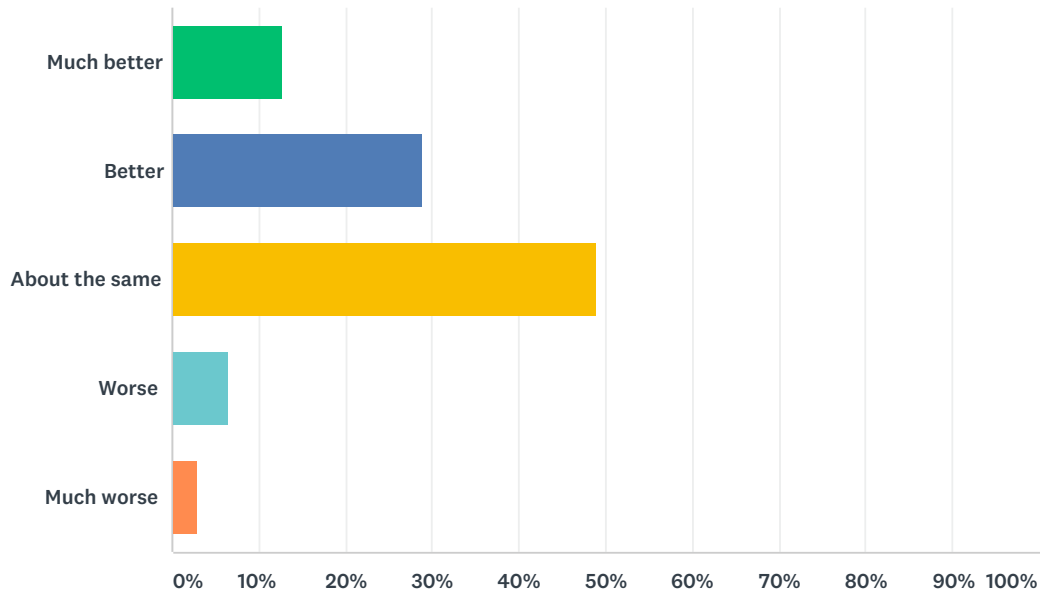
Answered: 150 Skipped: 143



| ANSWER CHOICES | RESPONSES | |
|----------------|-----------|-----|
| Much better | 9.33% | 14 |
| Better | 15.33% | 23 |
| About the same | 65.33% | 98 |
| Worse | 8.67% | 13 |
| Much worse | 1.33% | 2 |
| TOTAL | | 150 |

Q32 Compared to last year's wildfires, how do you feel the overall emergency response by the Cariboo Regional District changed compared to this summer's wildfires?

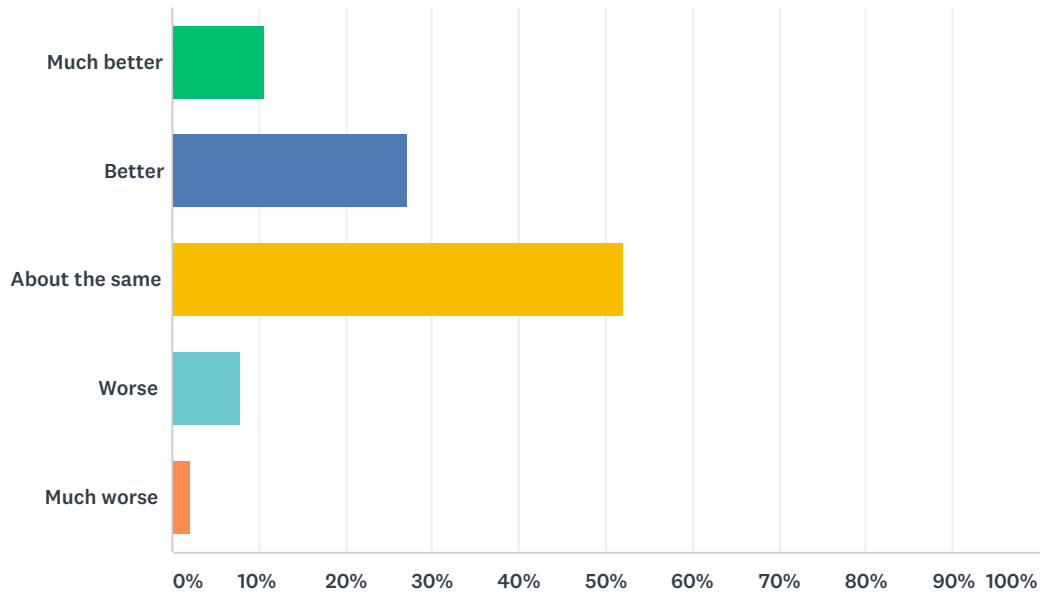
Answered: 243 Skipped: 50



| ANSWER CHOICES | RESPONSES | |
|----------------|-----------|------------|
| Much better | 12.76% | 31 |
| Better | 28.81% | 70 |
| About the same | 48.97% | 119 |
| Worse | 6.58% | 16 |
| Much worse | 2.88% | 7 |
| TOTAL | | 243 |

Q33 Compared to last year's wildfires, how do you feel the overall emergency response by the Emergency Social Services (ESS) changed compared to this summer's wildfires? (skip if not applicable)

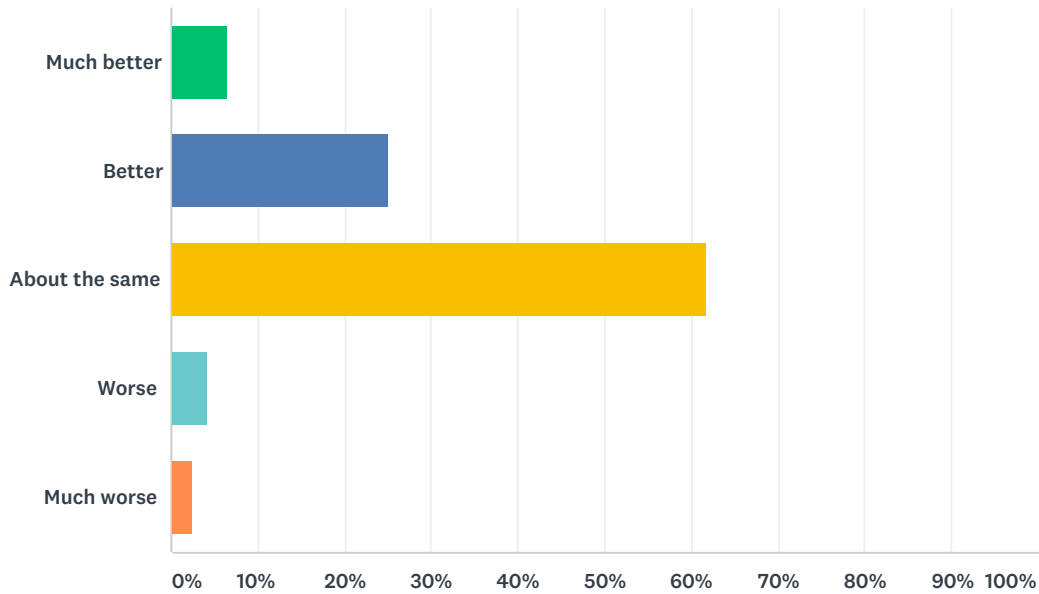
Answered: 140 Skipped: 153



| ANSWER CHOICES | RESPONSES | |
|----------------|-----------|------------|
| Much better | 10.71% | 15 |
| Better | 27.14% | 38 |
| About the same | 52.14% | 73 |
| Worse | 7.86% | 11 |
| Much worse | 2.14% | 3 |
| TOTAL | | 140 |

Q34 Compared to last year's wildfires, how do you feel the overall emergency response by the RCMP changed compared to this summer's wildfires?

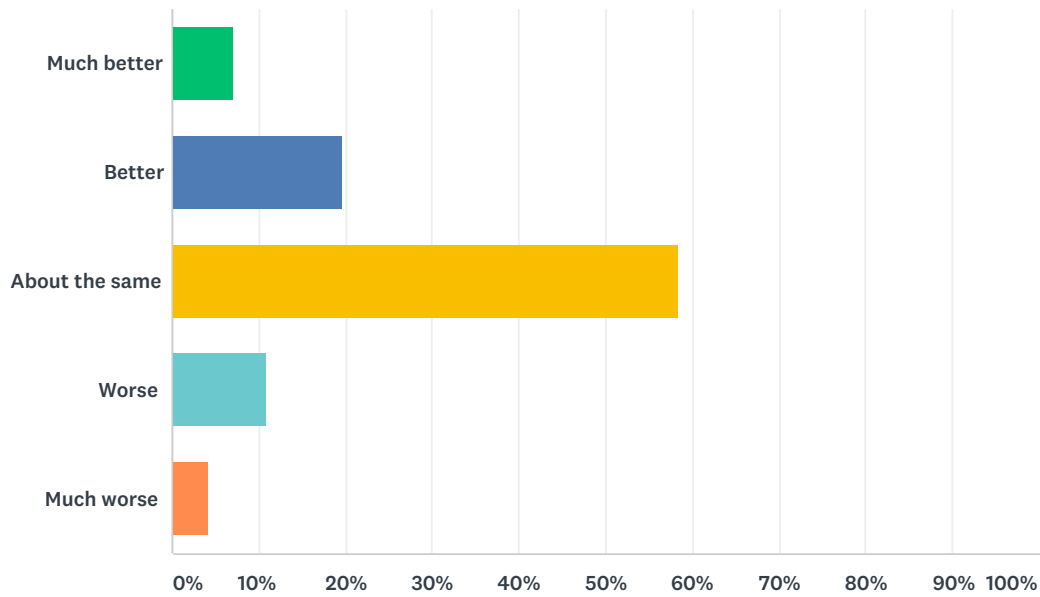
Answered: 243 Skipped: 50



| ANSWER CHOICES | RESPONSES |
|----------------|------------|
| Much better | 6.58% 16 |
| Better | 25.10% 61 |
| About the same | 61.73% 150 |
| Worse | 4.12% 10 |
| Much worse | 2.47% 6 |
| TOTAL | 243 |

Q35 Did you feel evacuations made more sense this year compared to last year?

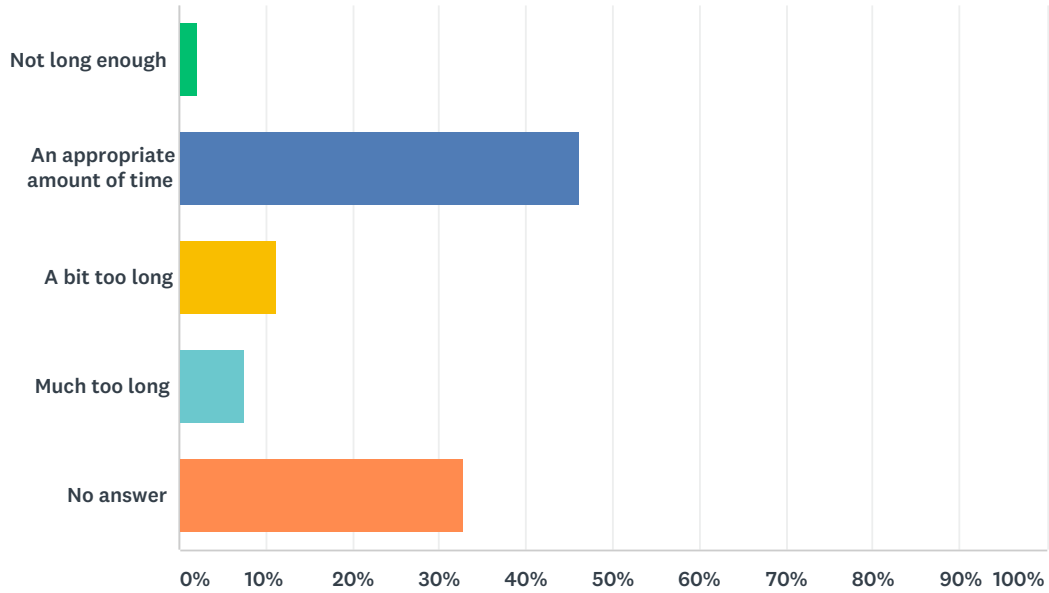
Answered: 240 Skipped: 53



| ANSWER CHOICES | RESPONSES | |
|----------------|-----------|------------|
| Much better | 7.08% | 17 |
| Better | 19.58% | 47 |
| About the same | 58.33% | 140 |
| Worse | 10.83% | 26 |
| Much worse | 4.17% | 10 |
| TOTAL | | 240 |

Q36 Did you feel evacuations were kept in place...

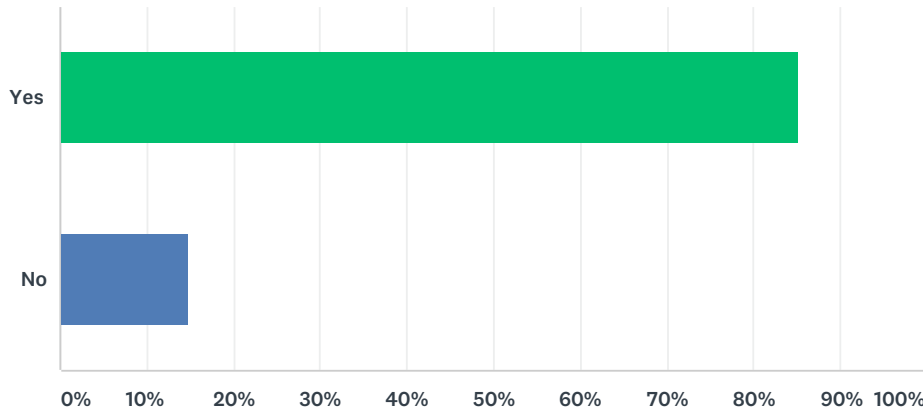
Answered: 240 Skipped: 53



| ANSWER CHOICES | RESPONSES | |
|-------------------------------|-----------|------------|
| Not long enough | 2.08% | 5 |
| An appropriate amount of time | 46.25% | 111 |
| A bit too long | 11.25% | 27 |
| Much too long | 7.50% | 18 |
| No answer | 32.92% | 79 |
| TOTAL | | 240 |

Q37 Did you feel highway closures were kept to a minimum? (skip if not applicable)

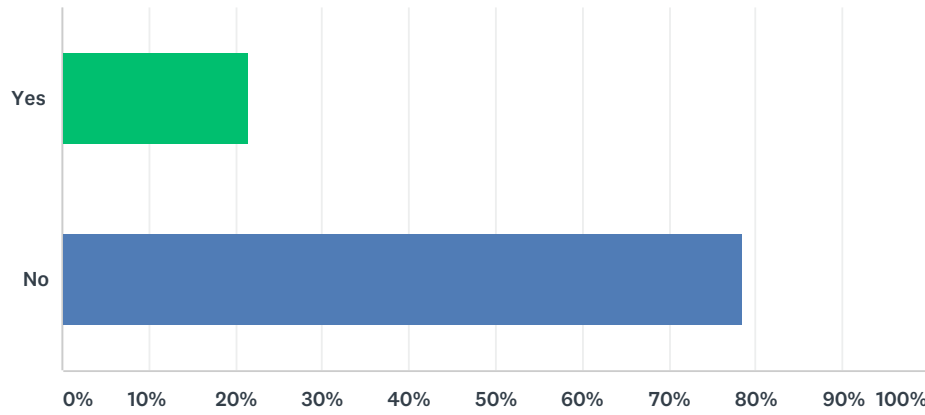
Answered: 182 Skipped: 111



| ANSWER CHOICES | RESPONSES | |
|----------------|-----------|-----|
| Yes | 85.16% | 155 |
| No | 14.84% | 27 |
| TOTAL | | 182 |

Q38 Did you have animals impacted by this year's wildfires?

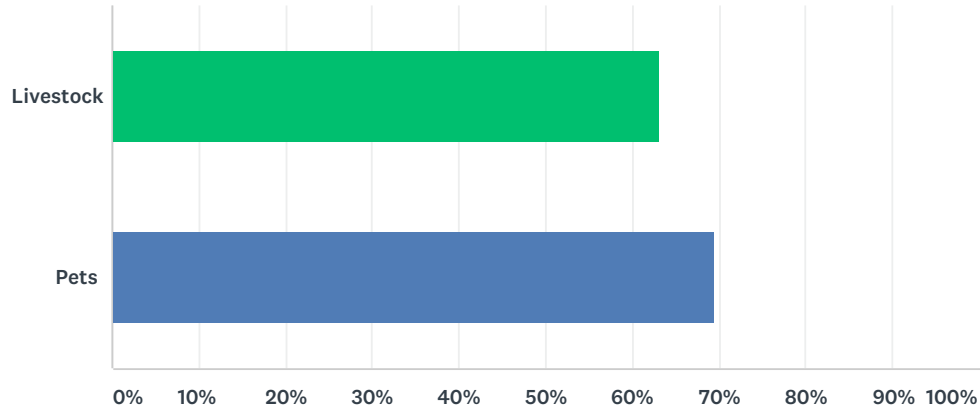
Answered: 232 Skipped: 61



| ANSWER CHOICES | RESPONSES | |
|----------------|-----------|-----|
| Yes | 21.55% | 50 |
| No | 78.45% | 182 |
| TOTAL | | 232 |

Q39 What types of animals?

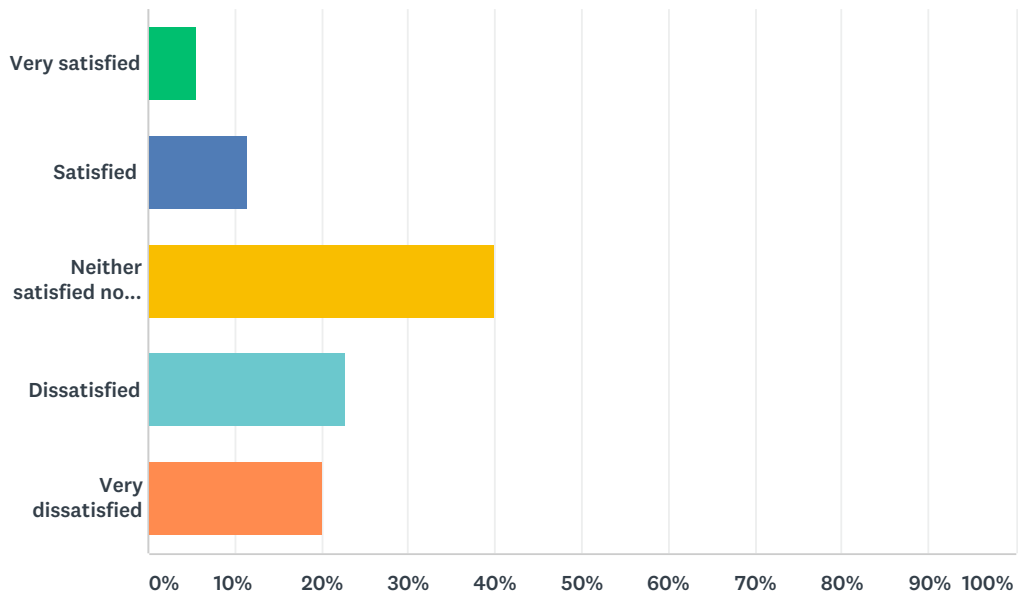
Answered: 49 Skipped: 244



| ANSWER CHOICES | RESPONSES |
|-----------------------|-----------|
| Livestock | 63.27% 31 |
| Pets | 69.39% 34 |
| Total Respondents: 49 | |

Q40 If you needed access to your property, how satisfied were you with the permit process?

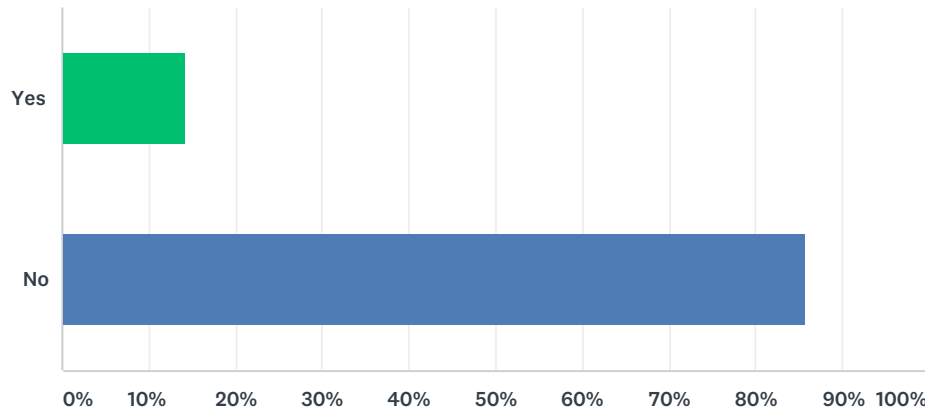
Answered: 35 Skipped: 258



| ANSWER CHOICES | RESPONSES | |
|------------------------------------|-----------|-----------|
| Very satisfied | 5.71% | 2 |
| Satisfied | 11.43% | 4 |
| Neither satisfied nor dissatisfied | 40.00% | 14 |
| Dissatisfied | 22.86% | 8 |
| Very dissatisfied | 20.00% | 7 |
| TOTAL | | 35 |

Q41 Were you impacted directly by the spring 2018 floods?

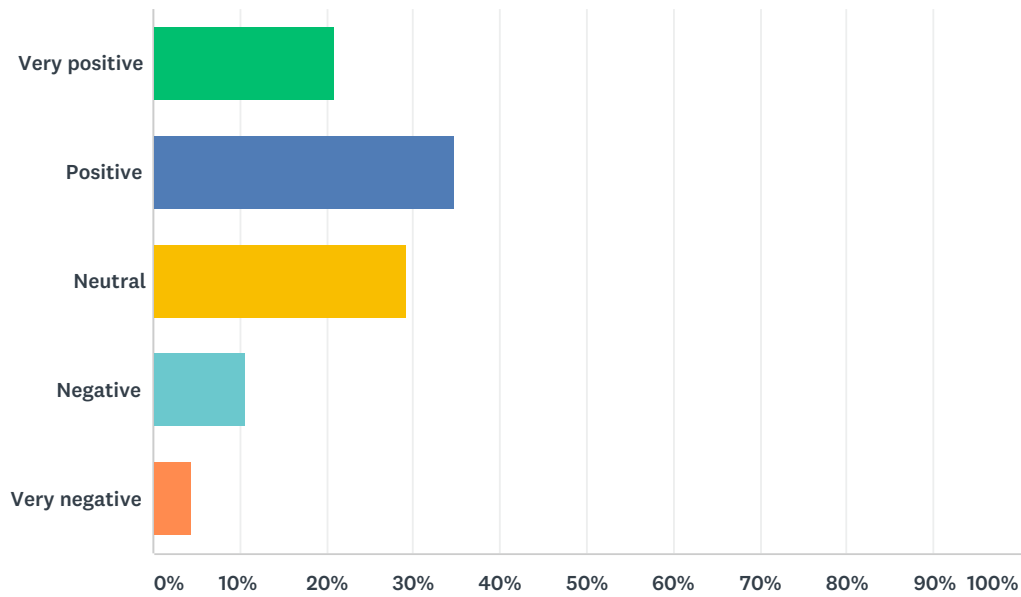
Answered: 225 Skipped: 68



| ANSWER CHOICES | RESPONSES | |
|----------------|-----------|-----|
| Yes | 14.22% | 32 |
| No | 85.78% | 193 |
| TOTAL | | 225 |

Q42 How would you rate the Cariboo Regional District's communications during this summer's wildfires?

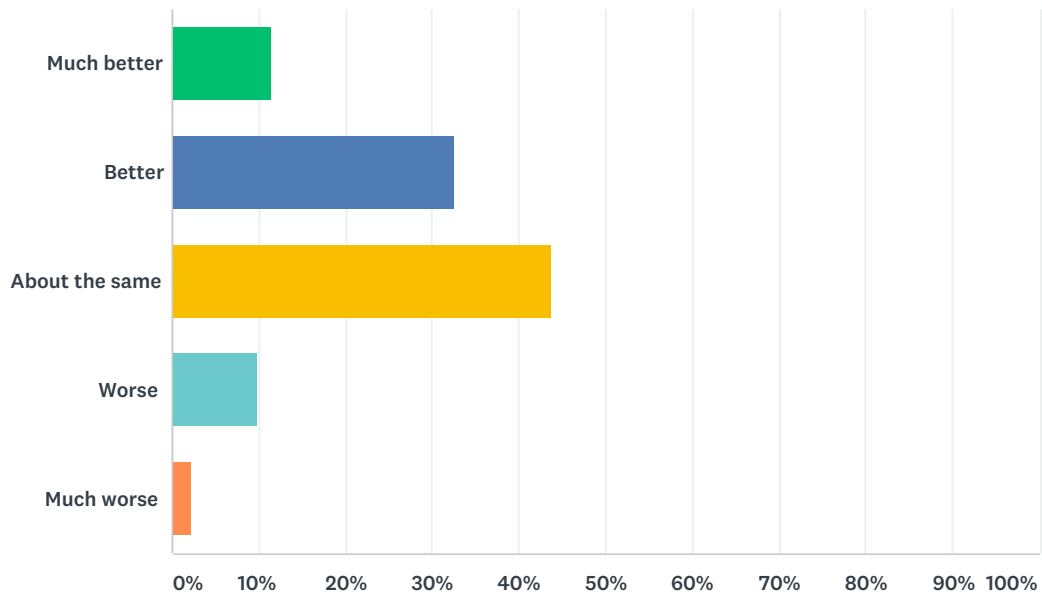
Answered: 225 Skipped: 68



| ANSWER CHOICES | RESPONSES | |
|----------------|-----------|------------|
| Very positive | 20.89% | 47 |
| Positive | 34.67% | 78 |
| Neutral | 29.33% | 66 |
| Negative | 10.67% | 24 |
| Very negative | 4.44% | 10 |
| TOTAL | | 225 |

Q43 Compared to last year's wildfires, did you feel CRD Communications was...

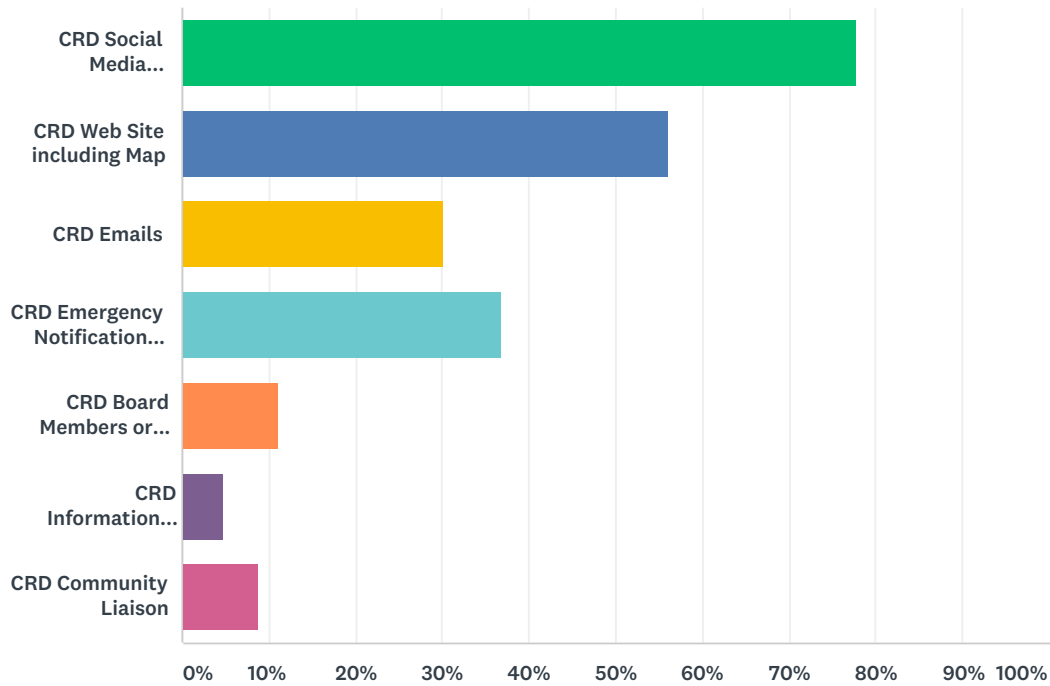
Answered: 224 Skipped: 69



| ANSWER CHOICES | RESPONSES | |
|----------------|-----------|------------|
| Much better | 11.61% | 26 |
| Better | 32.59% | 73 |
| About the same | 43.75% | 98 |
| Worse | 9.82% | 22 |
| Much worse | 2.23% | 5 |
| TOTAL | | 224 |

Q44 What ways did you receive information directly from the Cariboo Regional District (CRD) about the wildfires and related emergency response? (check all that apply)

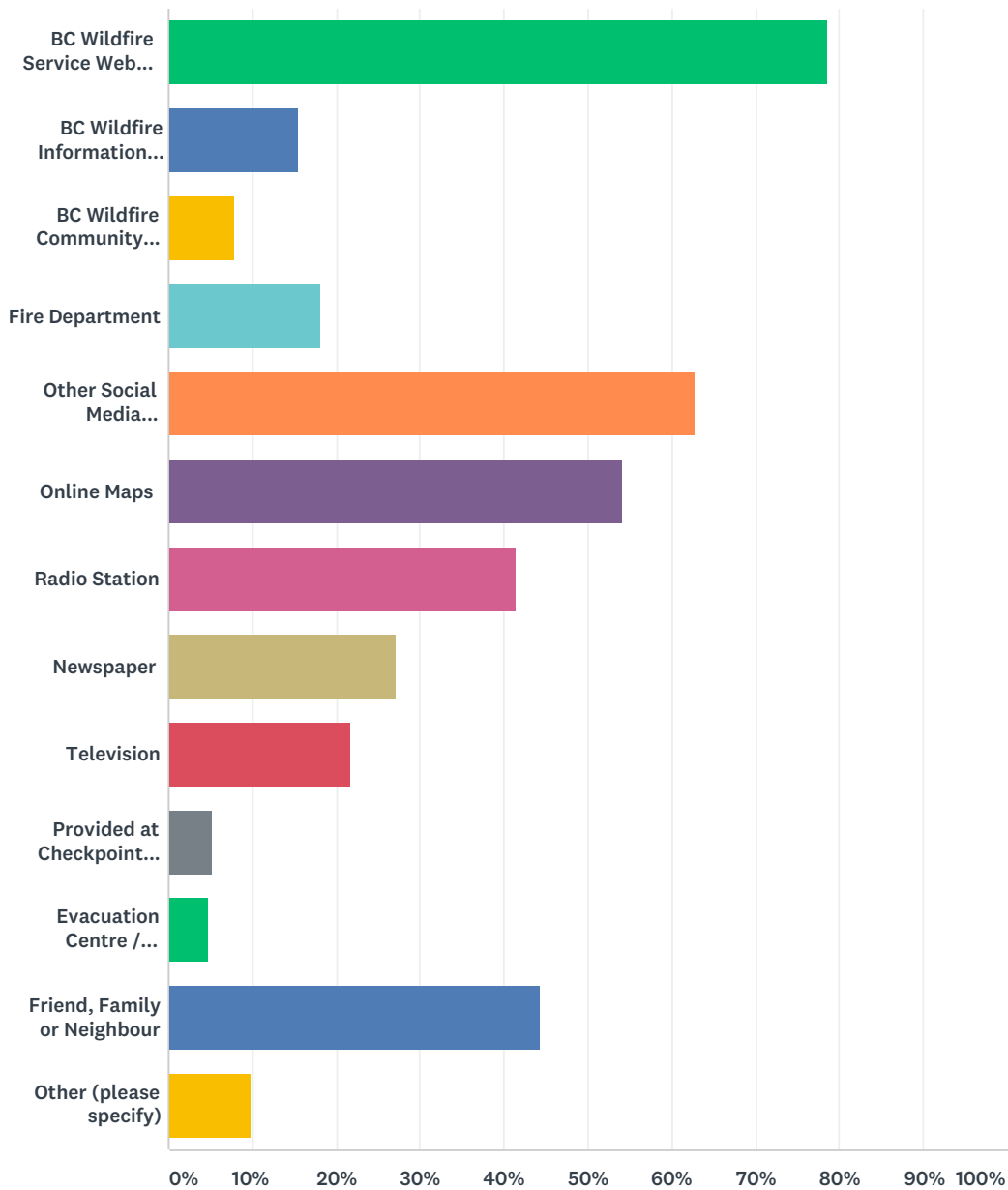
Answered: 225 Skipped: 68



| ANSWER CHOICES | RESPONSES | |
|---|-----------|-----|
| CRD Social Media (Facebook, Twitter, YouTube) | 77.78% | 175 |
| CRD Web Site including Map | 56.00% | 126 |
| CRD Emails | 30.22% | 68 |
| CRD Emergency Notification System (Text, Phone call, Email) | 36.89% | 83 |
| CRD Board Members or Municipal Council members | 11.11% | 25 |
| CRD Information Meeting (Nazko only) | 4.89% | 11 |
| CRD Community Liaison | 8.89% | 20 |
| Total Respondents: 225 | | |

Q45 What other ways did you receive information about the wildfires and related emergency response? (check all that apply)

Answered: 225 Skipped: 68

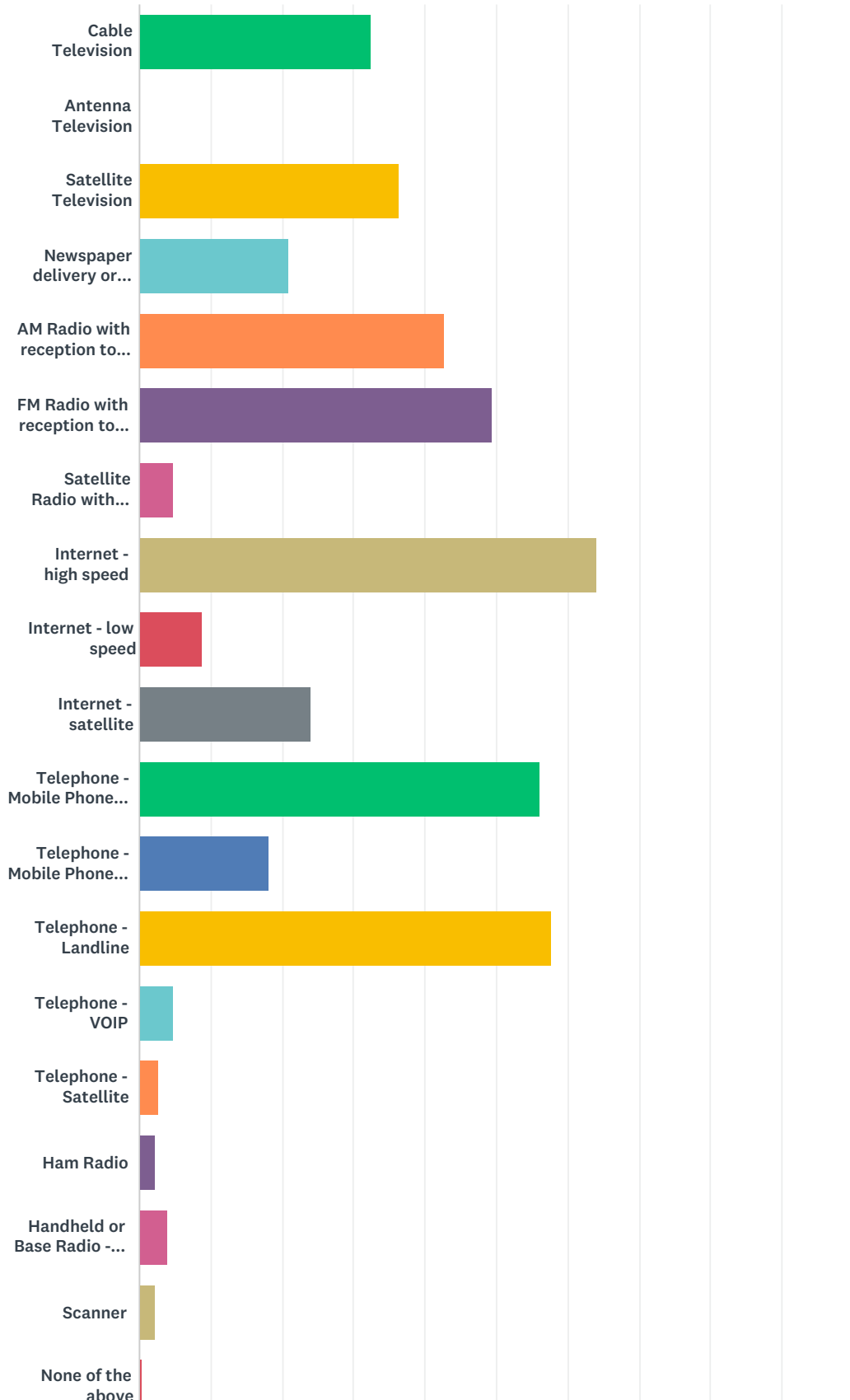


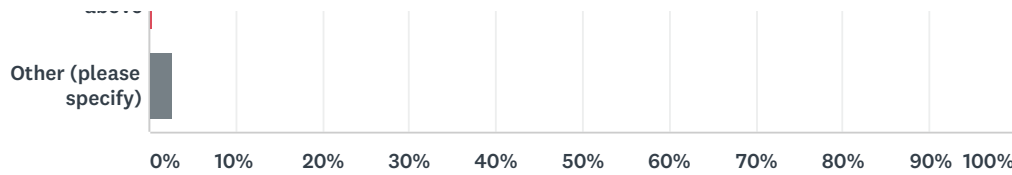
| ANSWER CHOICES | RESPONSES |
|---|------------|
| BC Wildfire Service Web Site | 78.67% 177 |
| BC Wildfire Information Officer | 15.56% 35 |
| BC Wildfire Community Liaison | 8.00% 18 |
| Fire Department | 18.22% 41 |
| Other Social Media (Facebook, Twitter, YouTube) | 62.67% 141 |

| | | |
|--|--------|-----|
| Online Maps | 54.22% | 122 |
| Radio Station | 41.33% | 93 |
| Newspaper | 27.11% | 61 |
| Television | 21.78% | 49 |
| Provided at Checkpoint (RCMP or other) | 5.33% | 12 |
| Evacuation Centre / Resiliency Centre | 4.89% | 11 |
| Friend, Family or Neighbour | 44.44% | 100 |
| Other (please specify) | 9.78% | 22 |
| Total Respondents: 225 | | |

Q46 What do have for communication at home? (check all that apply)

Answered: 225 Skipped: 68

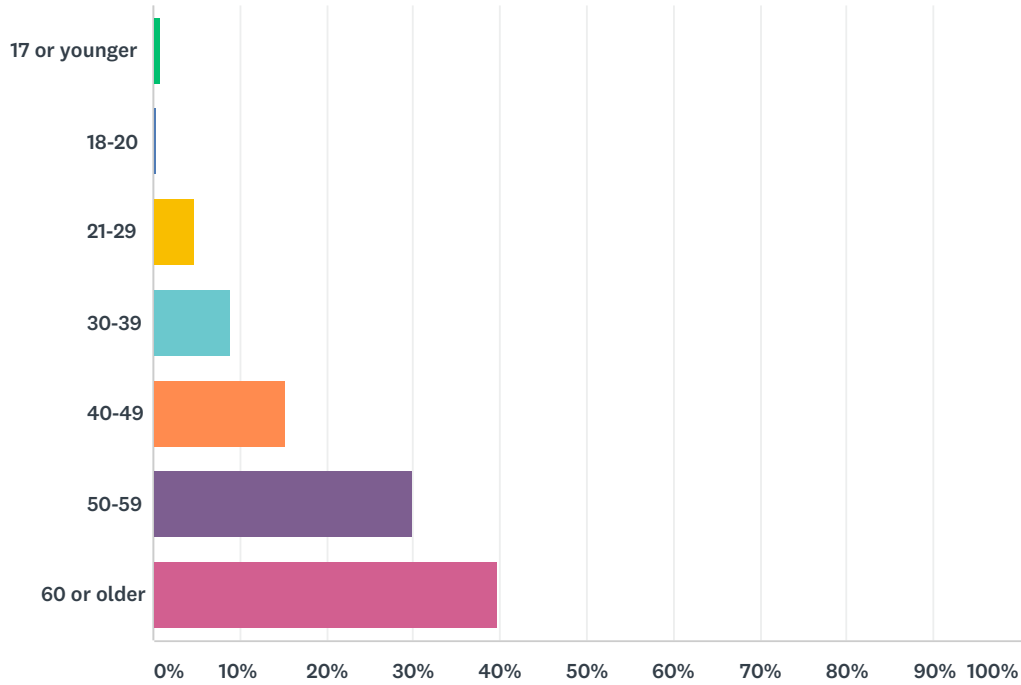




| ANSWER CHOICES | RESPONSES | |
|--|-----------|-----|
| Cable Television | 32.44% | 73 |
| Antenna Television | 0.00% | 0 |
| Satellite Television | 36.44% | 82 |
| Newspaper delivery or nearby pickup | 20.89% | 47 |
| AM Radio with reception to at least one station | 42.67% | 96 |
| FM Radio with reception to at least one station | 49.33% | 111 |
| Satellite Radio with reception to at least one local station | 4.89% | 11 |
| Internet - high speed | 64.00% | 144 |
| Internet - low speed | 8.89% | 20 |
| Internet - satellite | 24.00% | 54 |
| Telephone - Mobile Phone with data | 56.00% | 126 |
| Telephone - Mobile Phone with no data | 18.22% | 41 |
| Telephone - Landline | 57.78% | 130 |
| Telephone - VOIP | 4.89% | 11 |
| Telephone - Satellite | 2.67% | 6 |
| Ham Radio | 2.22% | 5 |
| Handheld or Base Radio - VHF/UHF/Other | 4.00% | 9 |
| Scanner | 2.22% | 5 |
| None of the above | 0.44% | 1 |
| Other (please specify) | 2.67% | 6 |
| Total Respondents: 225 | | |

Q47 What is your age?

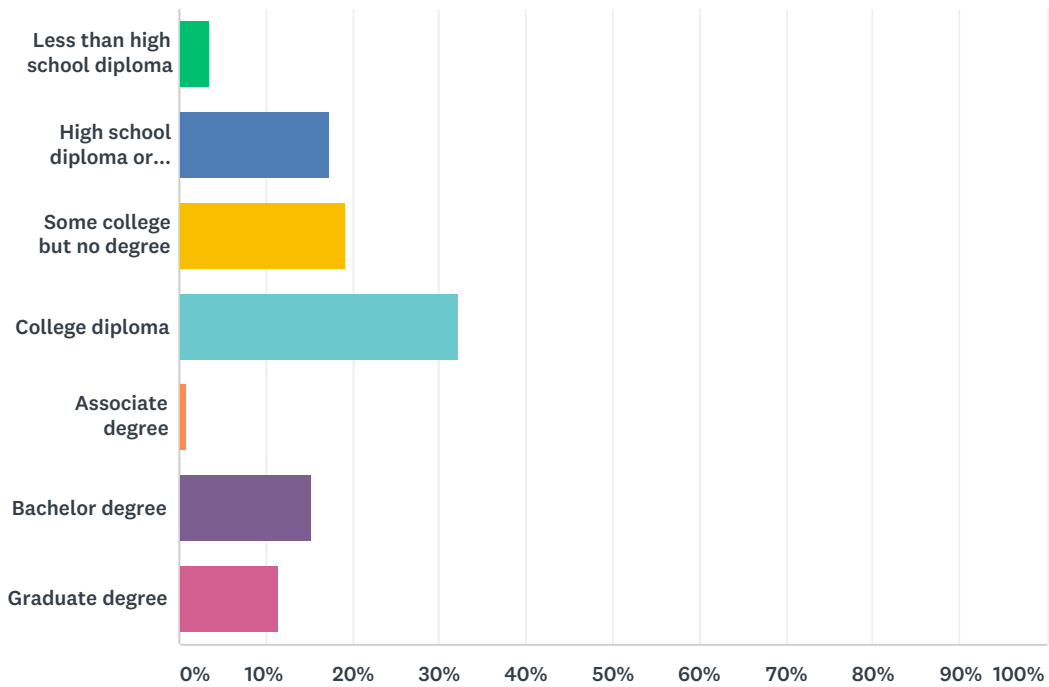
Answered: 224 Skipped: 69



| ANSWER CHOICES | RESPONSES | |
|----------------|-----------|------------|
| 17 or younger | 0.89% | 2 |
| 18-20 | 0.45% | 1 |
| 21-29 | 4.91% | 11 |
| 30-39 | 8.93% | 20 |
| 40-49 | 15.18% | 34 |
| 50-59 | 29.91% | 67 |
| 60 or older | 39.73% | 89 |
| TOTAL | | 224 |

Q48 What is the highest level of school you have completed or the highest degree you have received?

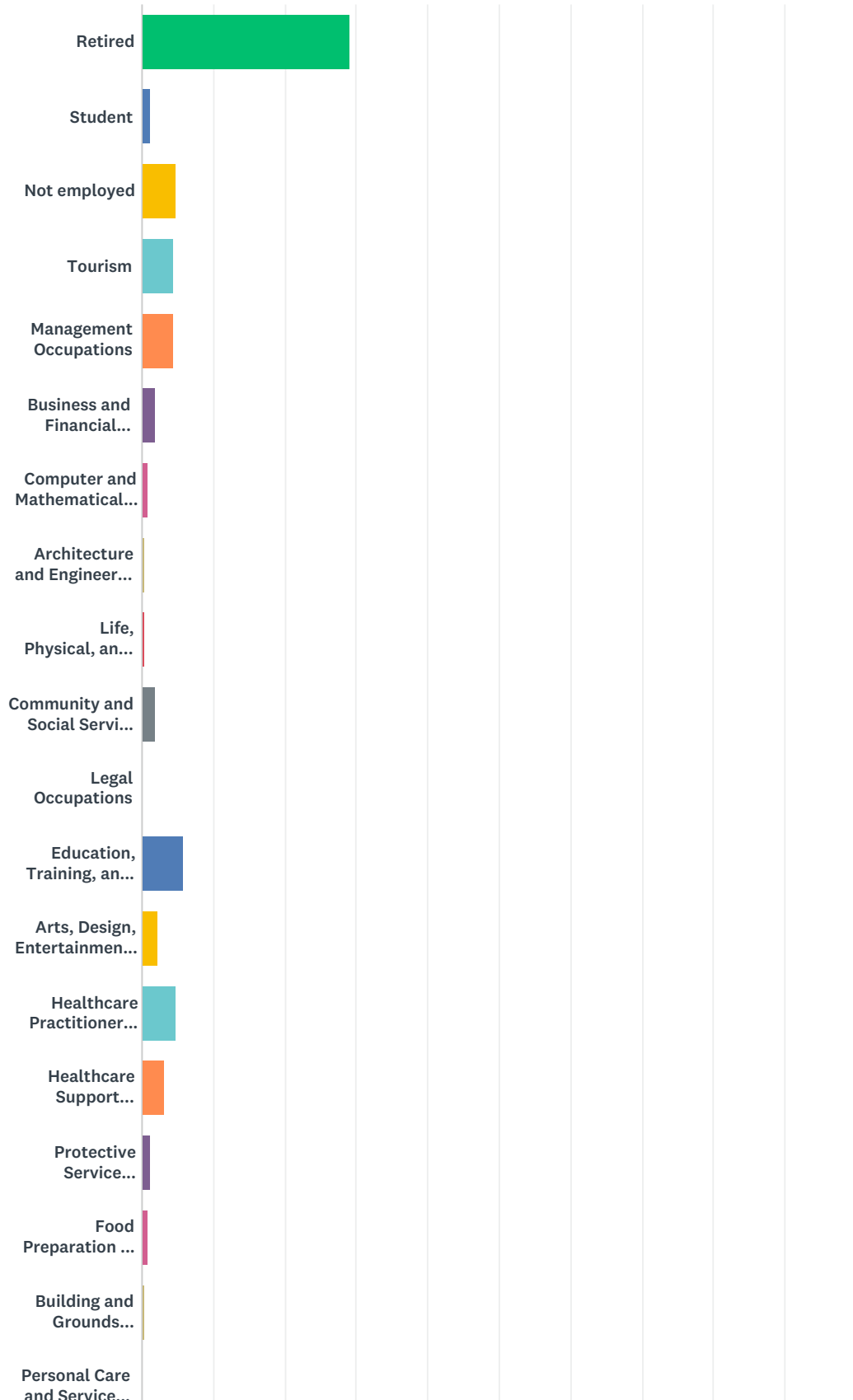
Answered: 224 Skipped: 69

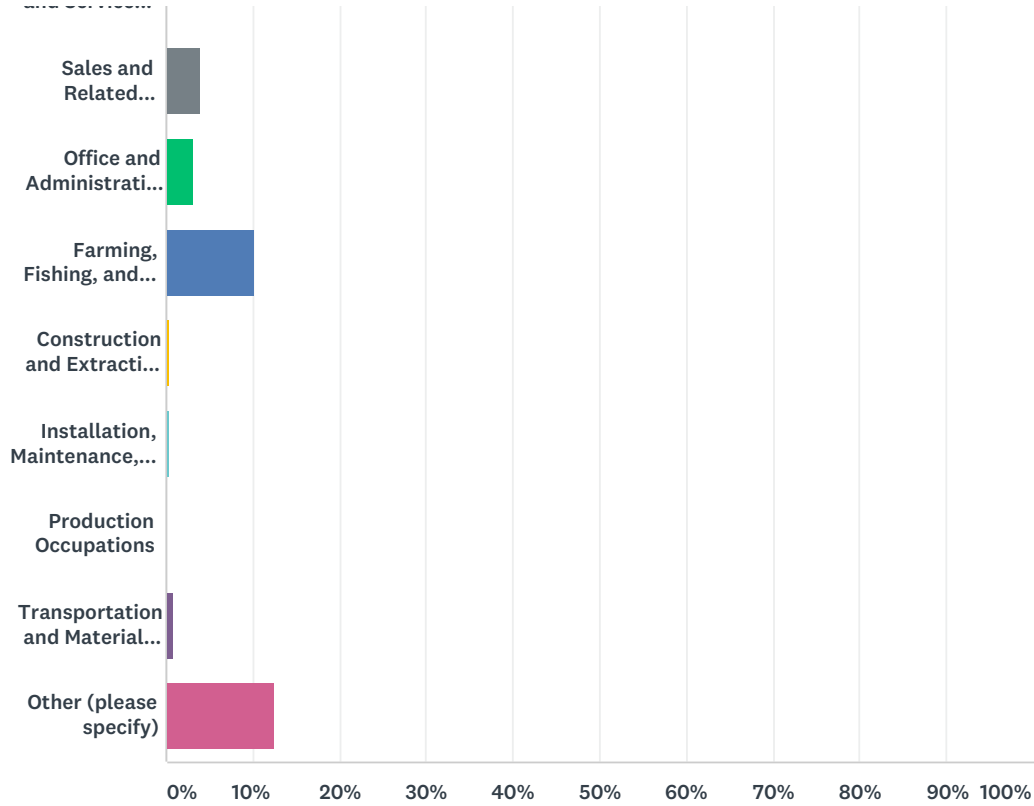


| ANSWER CHOICES | RESPONSES | |
|---|-----------|------------|
| Less than high school diploma | 3.57% | 8 |
| High school diploma or equivalent (e.g., GED) | 17.41% | 39 |
| Some college but no degree | 19.20% | 43 |
| College diploma | 32.14% | 72 |
| Associate degree | 0.89% | 2 |
| Bachelor degree | 15.18% | 34 |
| Graduate degree | 11.61% | 26 |
| TOTAL | | 224 |

Q49 Which of the following best describes your current occupation?

Answered: 224 Skipped: 69





| ANSWER CHOICES | RESPONSES | |
|--|-----------|----|
| Retired | 29.02% | 65 |
| Student | 1.34% | 3 |
| Not employed | 4.91% | 11 |
| Tourism | 4.46% | 10 |
| Management Occupations | 4.46% | 10 |
| Business and Financial Operations Occupations | 1.79% | 4 |
| Computer and Mathematical Occupations | 0.89% | 2 |
| Architecture and Engineering Occupations | 0.45% | 1 |
| Life, Physical, and Social Science Occupations | 0.45% | 1 |
| Community and Social Service Occupations | 1.79% | 4 |
| Legal Occupations | 0.00% | 0 |
| Education, Training, and Library Occupations | 5.80% | 13 |
| Arts, Design, Entertainment, Sports, and Media Occupations | 2.23% | 5 |
| Healthcare Practitioners and Technical Occupations | 4.91% | 11 |
| Healthcare Support Occupations | 3.13% | 7 |
| Protective Service Occupations | 1.34% | 3 |
| Food Preparation and Serving Related Occupations | 0.89% | 2 |
| Building and Grounds Cleaning and Maintenance Occupations | 0.45% | 1 |

| | | |
|---|--------|-----|
| Personal Care and Service Occupations | 0.00% | 0 |
| Sales and Related Occupations | 4.02% | 9 |
| Office and Administrative Support Occupations | 3.13% | 7 |
| Farming, Fishing, and Forestry Occupations | 10.27% | 23 |
| Construction and Extraction Occupations | 0.45% | 1 |
| Installation, Maintenance, and Repair Occupations | 0.45% | 1 |
| Production Occupations | 0.00% | 0 |
| Transportation and Materials Moving Occupations | 0.89% | 2 |
| Other (please specify) | 12.50% | 28 |
| TOTAL | | 224 |

Q50 Provide this information if you would like a copy of results and to be included in future surveys. By providing this information you agree to receive electronic communications from the Cariboo Regional District. You may unsubscribe at any time.

Answered: 110 Skipped: 183

| ANSWER CHOICES | RESPONSES | |
|-----------------|-----------|-----|
| Name | 0.00% | 0 |
| Company | 0.00% | 0 |
| Address | 0.00% | 0 |
| Address 2 | 0.00% | 0 |
| City/Town | 0.00% | 0 |
| State/Province | 0.00% | 0 |
| ZIP/Postal Code | 99.09% | 109 |
| Country | 0.00% | 0 |
| Email Address | 94.55% | 104 |
| Phone Number | 0.00% | 0 |