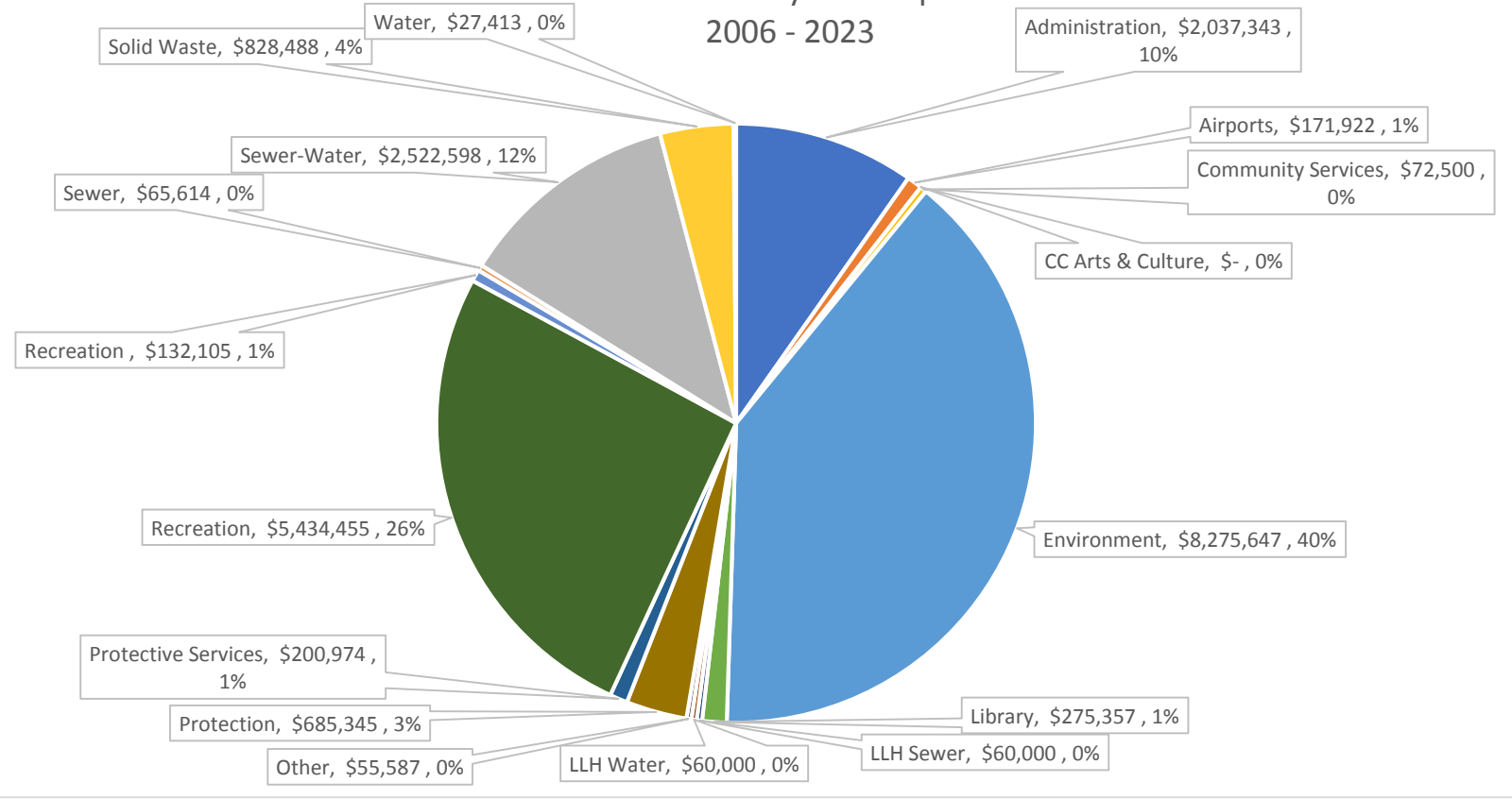
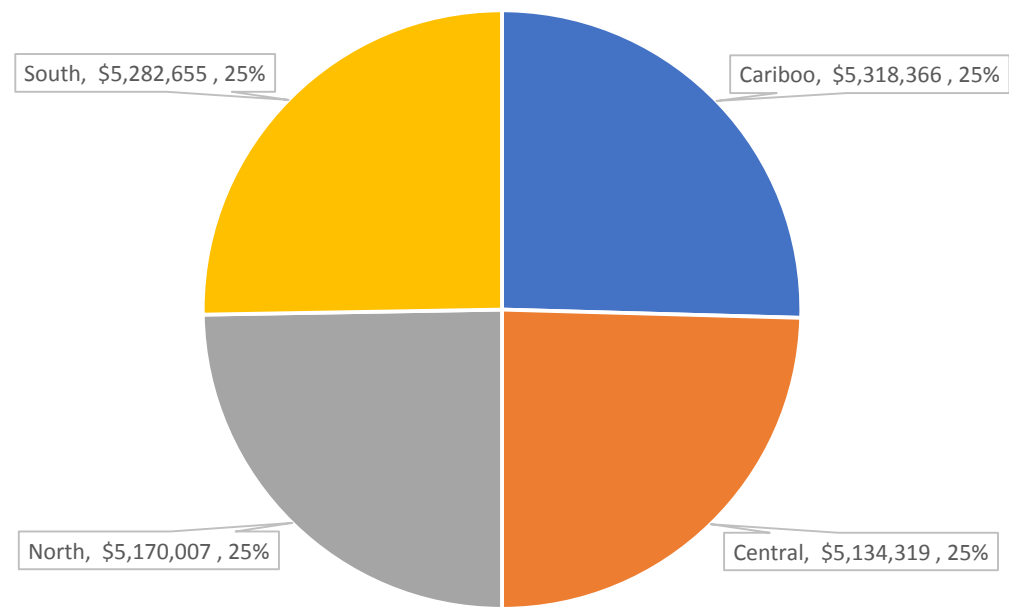


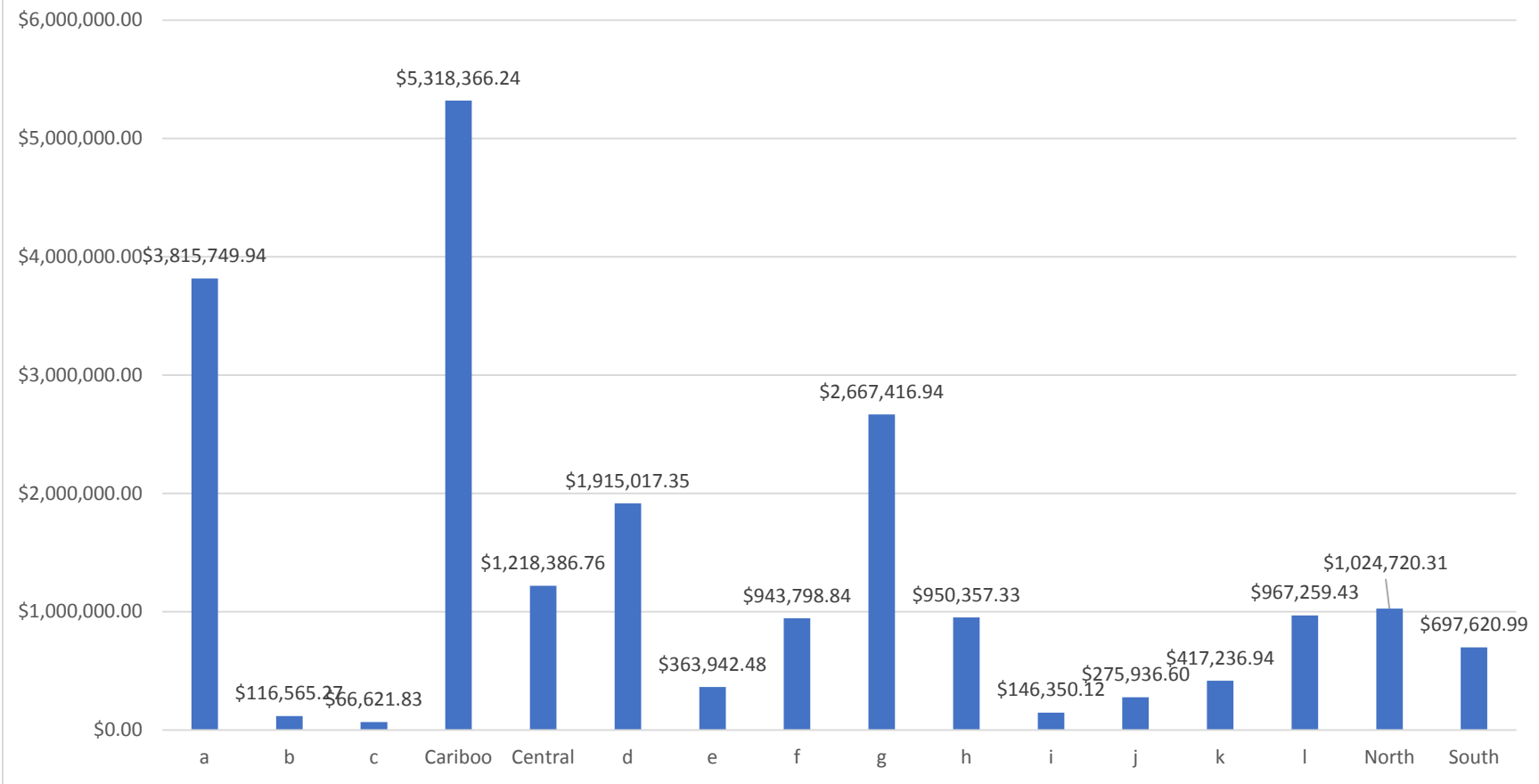
Total Allocations by CRD Department  
2006 - 2023



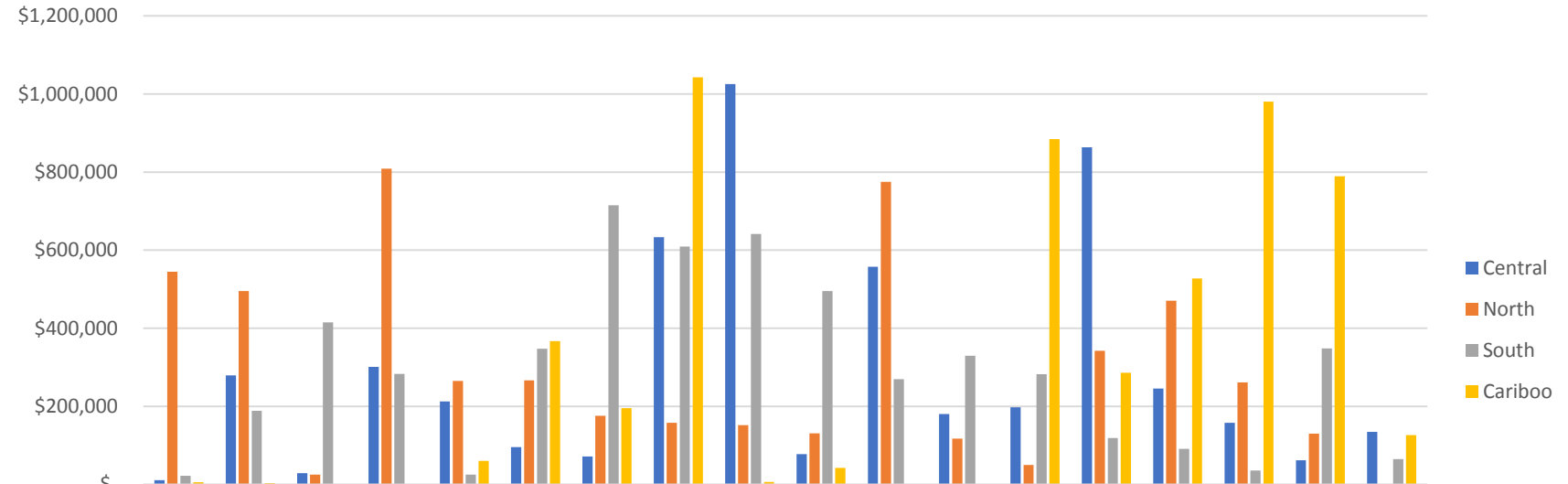
Total Allocation by Geographic location  
2006 - 2023



Total to date, per Electoral Area  
2006 - 2023



**CWF Expenditures by Geographic Area Per year  
2006 - 2023**



	2006	2007	2008	2009	2010	2011	2012	2013	2014	2015	2016	2017	2018	2019	2020	2021	2022	2023
■ Central	\$10,6	\$279,	\$28,6	\$300,	\$212,	\$95,6	\$71,5	\$633,	\$1,02	\$77,6	\$557,	\$180,	\$197,	\$863,	\$245,	\$158,	\$61,9	\$134,
■ North	\$544,	\$495,	\$25,1	\$809,	\$265,	\$266,	\$176,	\$157,	\$152,	\$130,	\$774,	\$117,	\$49,5	\$342,	\$470,	\$261,	\$130,	\$-
■ South	\$22,3	\$188,	\$415,	\$282,	\$25,1	\$347,	\$714,	\$609,	\$641,	\$495,	\$269,	\$329,	\$282,	\$118,	\$91,4	\$35,8	\$347,	\$64,7
■ Cariboo	\$5,94	\$3,46			\$60,0	\$367,	\$195,	\$1,04	\$6,50	\$42,6			\$884,	\$285,	\$527,	\$980,	\$789,	\$126,

Sum of Spent	Column Labels																			
Row Labels	2006	2007	2008	2009	2010	2011	2012	2013	2014	2015	2016	2017	2018	2019	2020	2021	2022	2023	Grand Total	
<b>Cariboo</b>	\$ 5,946	\$ 3,465			\$ 60,000	\$ 367,341	\$ 195,436	\$ 1,042,738	\$ 6,500	\$ 42,671			\$ 884,681	\$ 285,943	\$ 527,604	\$ 980,553	\$ 789,075	\$ 126,413	\$ 5,318,366	
<b>South</b>				\$ 200,000									\$ 100,000	\$ 206,336	\$ 9,100	\$ 38,843	\$ 17,213	\$ 120,105	\$ 6,025	\$ 697,621
<b>Central</b>									\$ 9,920	\$ 23,772		\$ 137,500	\$ 163,514	\$ 505,500	\$ 216,337	\$ 118,803	\$ 183	\$ 42,857	\$ 1,218,387	
<b>North</b>												\$ 90,000	\$ 49,538	\$ 211,323	\$ 366,380	\$ 243,087	\$ 64,393	\$ -	\$ 1,024,720	
<b>a</b>	\$ 544,754	\$ 495,040	\$ -	\$ 808,594	\$ 238,286	\$ 240,456	\$ 176,045	\$ 82,370	\$ 84,171	\$ 130,978	\$ 756,668			\$ 106,265	\$ 76,949	\$ 9,175	\$ 66,000		\$ 3,815,750	
<b>b</b>			\$ 10,000		\$ 25,358	\$ 26,479		\$ 9,323	\$ -		\$ 18,009	\$ -			\$ 27,396		\$ -		\$ 116,565	
<b>c</b>								\$ 9,108	\$ 28,181			\$ 20,060				\$ 9,273			\$ 66,622	
<b>d</b>	\$ 10,647	\$ 279,261		\$ 40,000	\$ 212,572	\$ 30,622	\$ 71,538	\$ 309,770	\$ 457,679		\$ 427,500	\$ 6,916	\$ 4,234	\$ 45,000		\$ 15,850	\$ -	\$ 3,428	\$ 1,915,017	
<b>e</b>								\$ 37,813	\$ 287,952		\$ 38,177						\$ -	\$ -	\$ 363,942	
<b>f</b>			\$ 7,214			\$ 1,500		\$ 85,074	\$ 271,984	\$ 67,691	\$ 43,262	\$ 35,838	\$ 29,784	\$ 293,687	\$ 29,495	\$ 9,006	\$ 54,328	\$ 14,936	\$ 943,799	
<b>g</b>	\$ 12,825	\$ 154,804	\$ 379,162	\$ 60,267	\$ 13,338	\$ 341,193	\$ 701,604	\$ 140,622	\$ 187,286	\$ 258,136	\$ 65,530	\$ 170,000	\$ -	\$ 2,106	\$ 28,161		\$ 137,500	\$ 14,883	\$ 2,667,417	
<b>h</b>	\$ 2,633	\$ 17,242	\$ 6,882		\$ 11,779			\$ 254,927	\$ 419,290		\$ 64,453		\$ 76,000	\$ 12,408	\$ 12,790	\$ 6,652	\$ 64,116	\$ 1,186	\$ 950,357	
<b>i</b>			\$ 15,147	\$ 451	\$ 1,356			\$ 57,107	\$ 39,767			\$ 7,522		\$ 25,000					\$ 146,350	
<b>j</b>			\$ 21,401	\$ 5,863		\$ 29,521		\$ 189,734	\$ 7,491							\$ 14,500	\$ 7,427		\$ 275,937	
<b>k</b>				\$ 255,000		\$ 34,000		\$ 10,751			\$ 25,000			\$ 19,300			\$ -	\$ 73,186	\$ 417,237	
<b>l</b>	\$ 6,871	\$ 16,610	\$ 29,023	\$ 22,485		\$ 6,409	\$ 13,319	\$ 213,559	\$ 35,216	\$ 237,058	\$ 139,232	\$ 59,920	\$ -	\$ 95,052	\$ 11,618	\$ 12,000	\$ 26,246	\$ 42,642	\$ 967,259	
<b>Grand Total</b>	<b>\$ 583,677</b>	<b>\$ 966,423</b>	<b>\$ 468,829</b>	<b>\$ 1,392,660</b>	<b>\$ 562,689</b>	<b>\$ 1,077,521</b>	<b>\$ 1,157,942</b>	<b>\$ 2,442,897</b>	<b>\$ 1,825,517</b>	<b>\$ 746,454</b>	<b>\$ 1,601,604</b>	<b>\$ 627,755</b>	<b>\$ 1,414,087</b>	<b>\$ 1,610,684</b>	<b>\$ 1,335,572</b>	<b>\$ 1,436,110</b>	<b>\$ 1,329,373</b>	<b>\$ 325,555</b>	<b>\$ 20,905,347</b>	