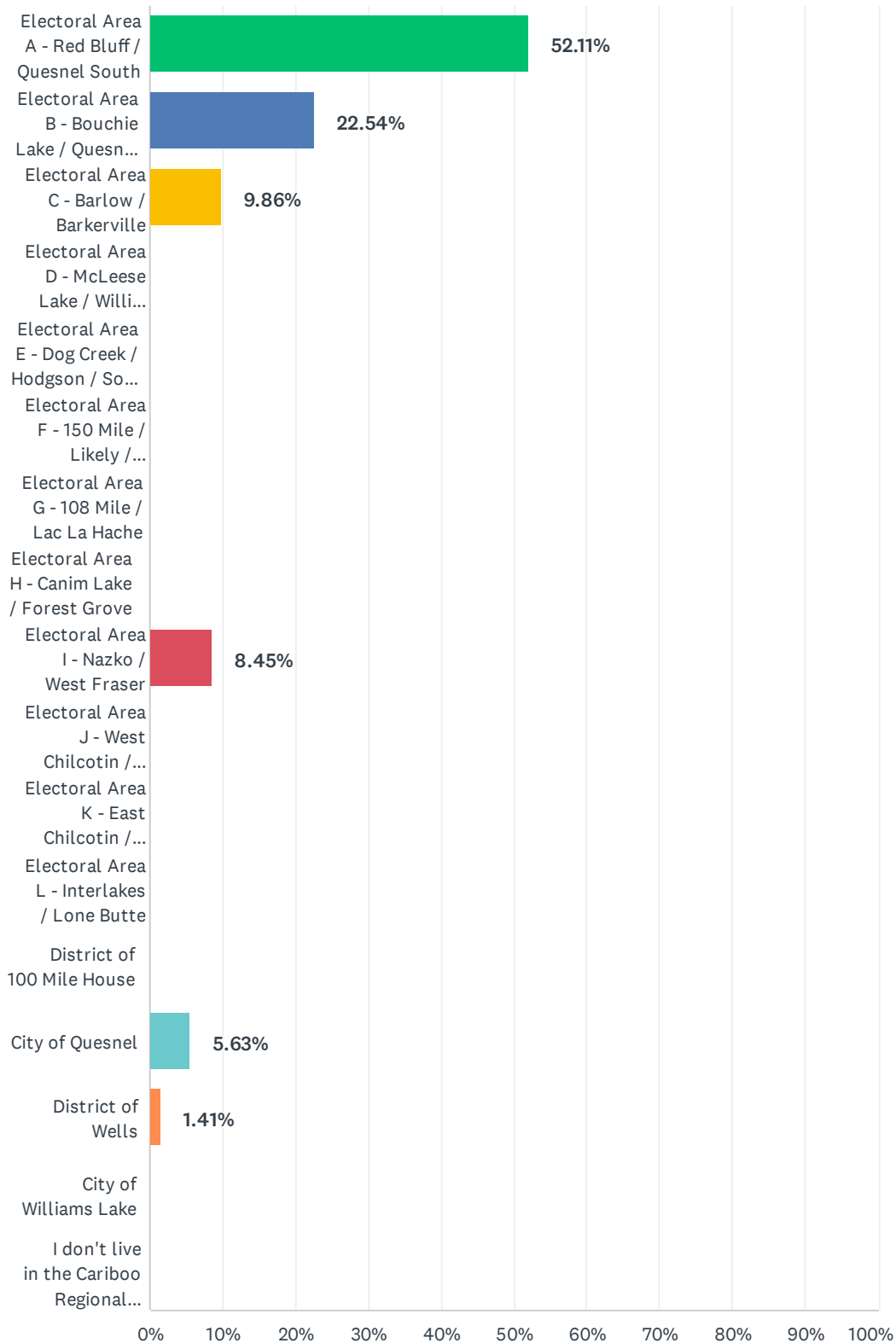


Q1 Which Electoral Area / Municipality do you live in?

Answered: 71 Skipped: 0

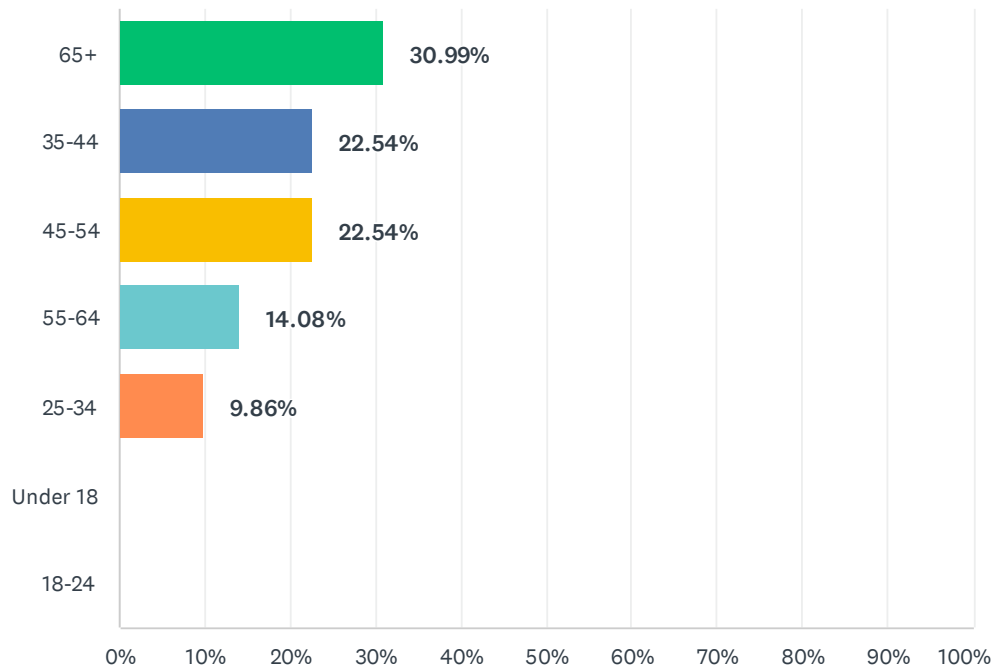


ANSWER CHOICES	RESPONSES	
Electoral Area A - Red Bluff / Quesnel South	52.11%	37
Electoral Area B - Bouchie Lake / Quesnel West	22.54%	16
Electoral Area C - Barlow / Barkerville	9.86%	7
Electoral Area D - McLeese Lake / Williams Lake North	0.00%	0
Electoral Area E - Dog Creek / Hodgson / South Lakeside	0.00%	0
Electoral Area F - 150 Mile / Likely / Horsefly	0.00%	0
Electoral Area G - 108 Mile / Lac La Hache	0.00%	0
Electoral Area H - Canim Lake / Forest Grove	0.00%	0
Electoral Area I - Nazko / West Fraser	8.45%	6
Electoral Area J - West Chilcotin / Anahim Lake / Nimpo Lake	0.00%	0
Electoral Area K - East Chilcotin / Alexis Creek / Riske Creek	0.00%	0
Electoral Area L - Interlakes / Lone Butte	0.00%	0
District of 100 Mile House	0.00%	0
City of Quesnel	5.63%	4
District of Wells	1.41%	1
City of Williams Lake	0.00%	0
I don't live in the Cariboo Regional District (please specify which community you live in)	0.00%	0
TOTAL		71

#	I DON'T LIVE IN THE CARIBOO REGIONAL DISTRICT (PLEASE SPECIFY WHICH COMMUNITY YOU LIVE IN)	DATE
	There are no responses.	

Q2 What is your age?

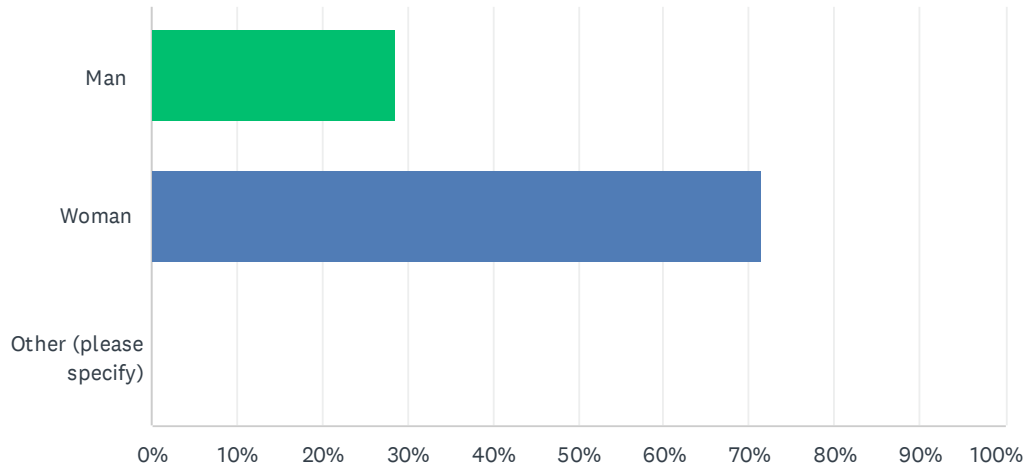
Answered: 71 Skipped: 0



ANSWER CHOICES	RESPONSES	
65+	30.99%	22
35-44	22.54%	16
45-54	22.54%	16
55-64	14.08%	10
25-34	9.86%	7
Under 18	0.00%	0
18-24	0.00%	0
TOTAL		71

Q3 I am a...

Answered: 70 Skipped: 1

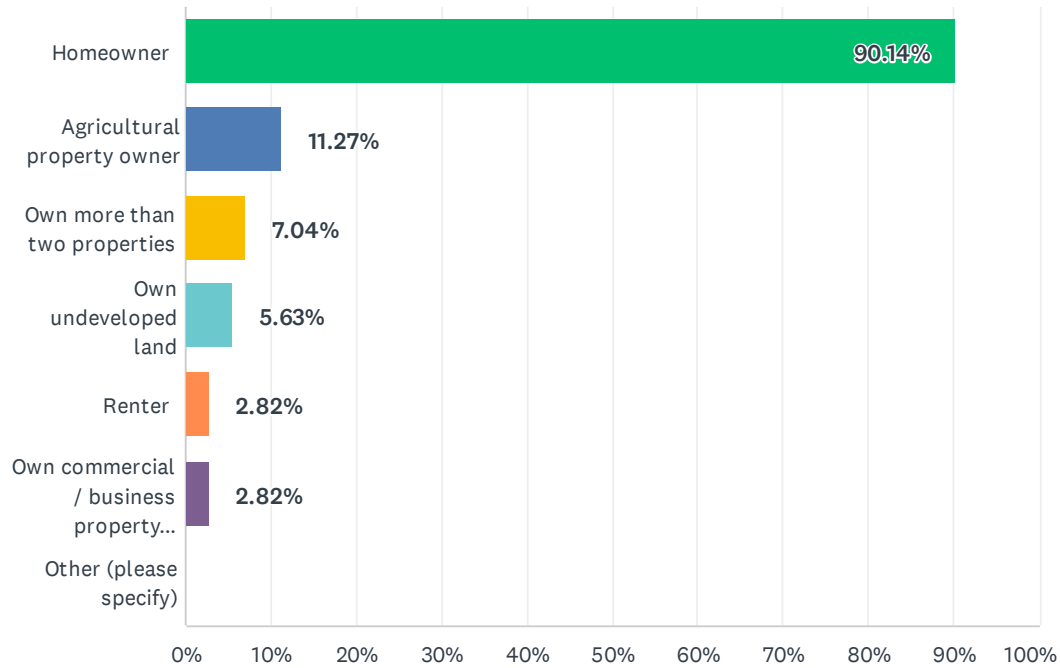


ANSWER CHOICES	RESPONSES
Man	28.57% 20
Woman	71.43% 50
Other (please specify)	0.00% 0
TOTAL	70

#	OTHER (PLEASE SPECIFY)	DATE
	There are no responses.	

Q4 What is your property ownership status? Check all that apply.

Answered: 71 Skipped: 0

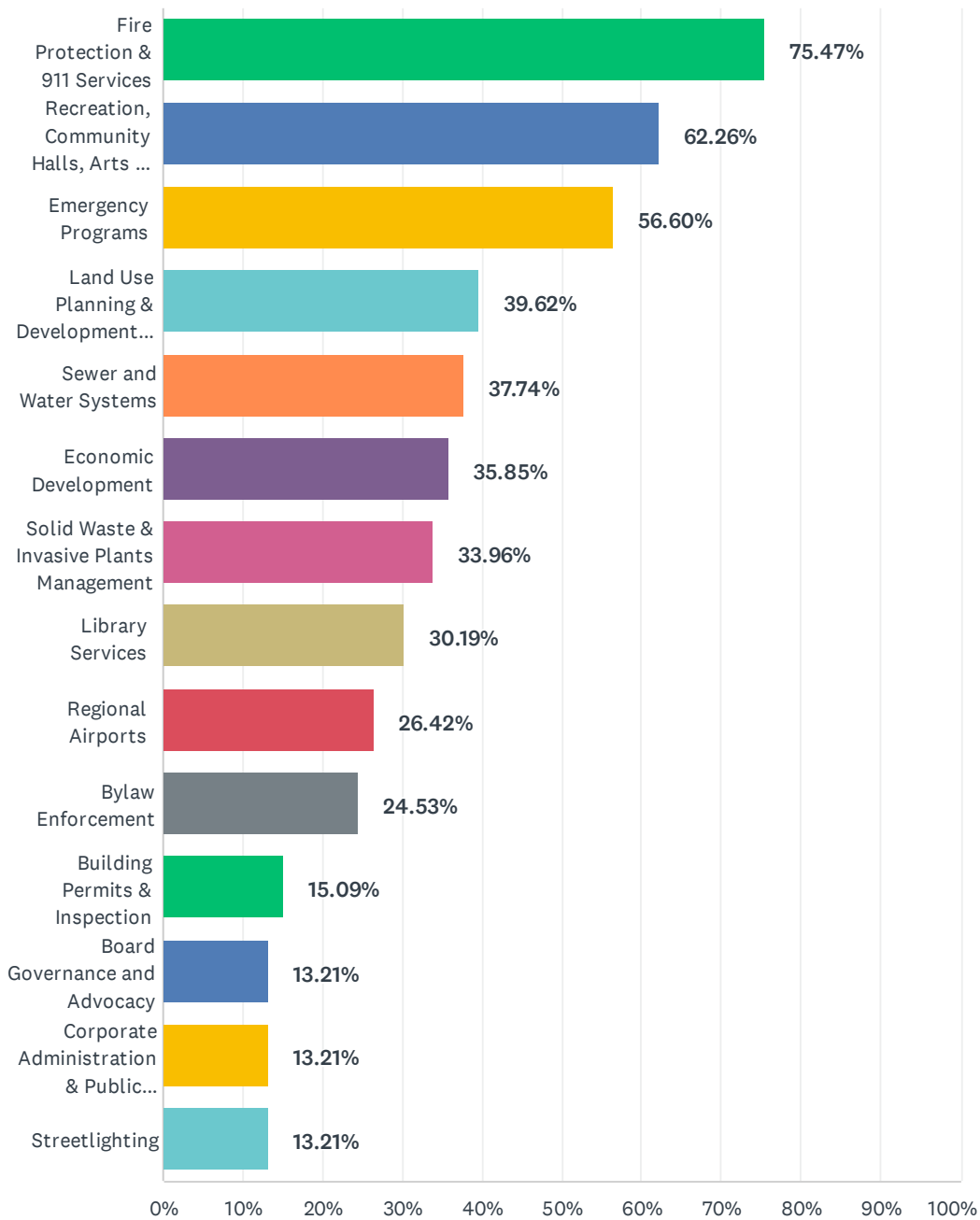


ANSWER CHOICES	RESPONSES	
Homeowner	90.14%	64
Agricultural property owner	11.27%	8
Own more than two properties	7.04%	5
Own undeveloped land	5.63%	4
Renter	2.82%	2
Own commercial / business property (non-agricultural)	2.82%	2
Other (please specify)	0.00%	0
Total Respondents: 71		

#	OTHER (PLEASE SPECIFY)	DATE
	There are no responses.	

Q5 Please select the five most important regional district services for you.

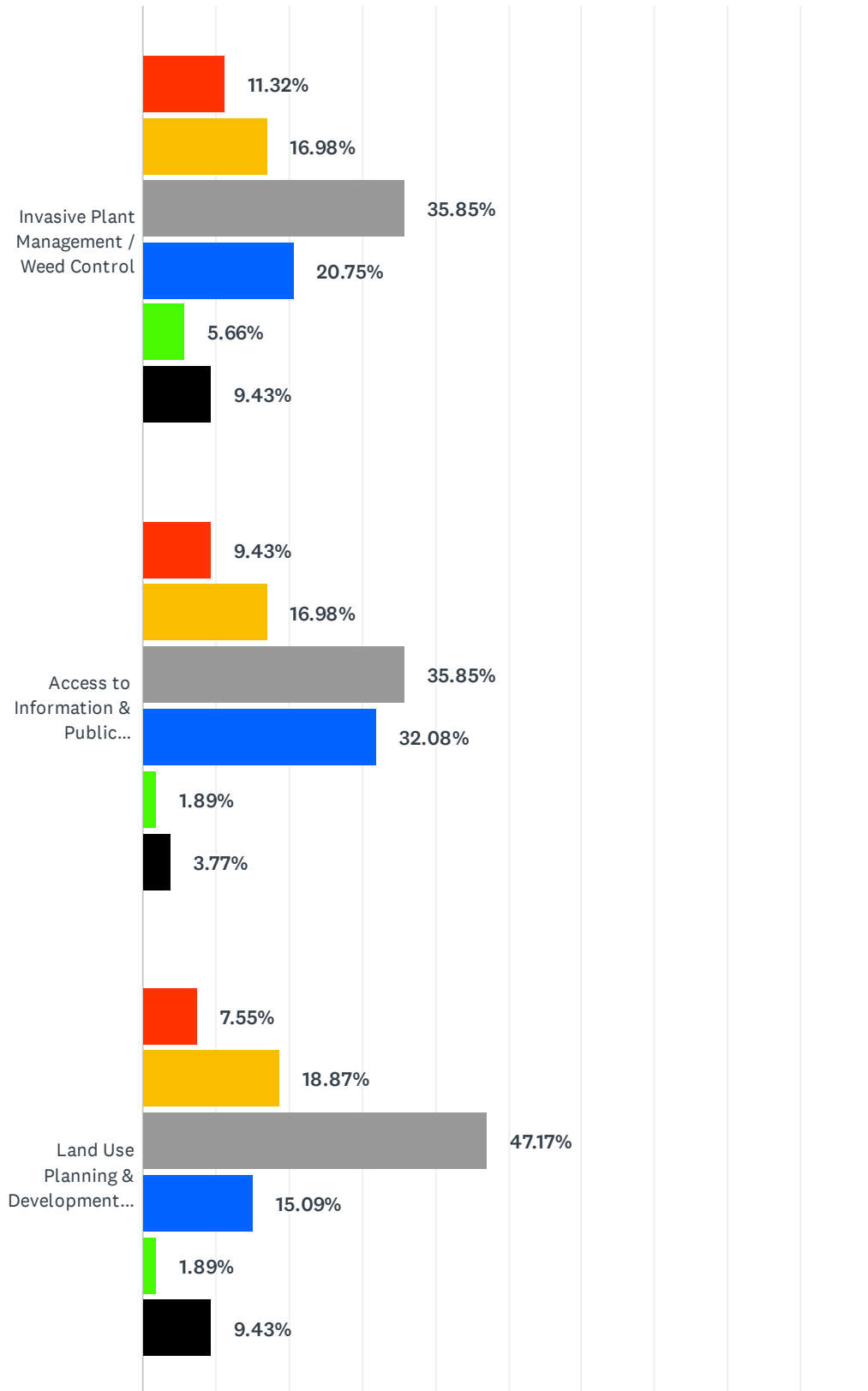
Answered: 53 Skipped: 18

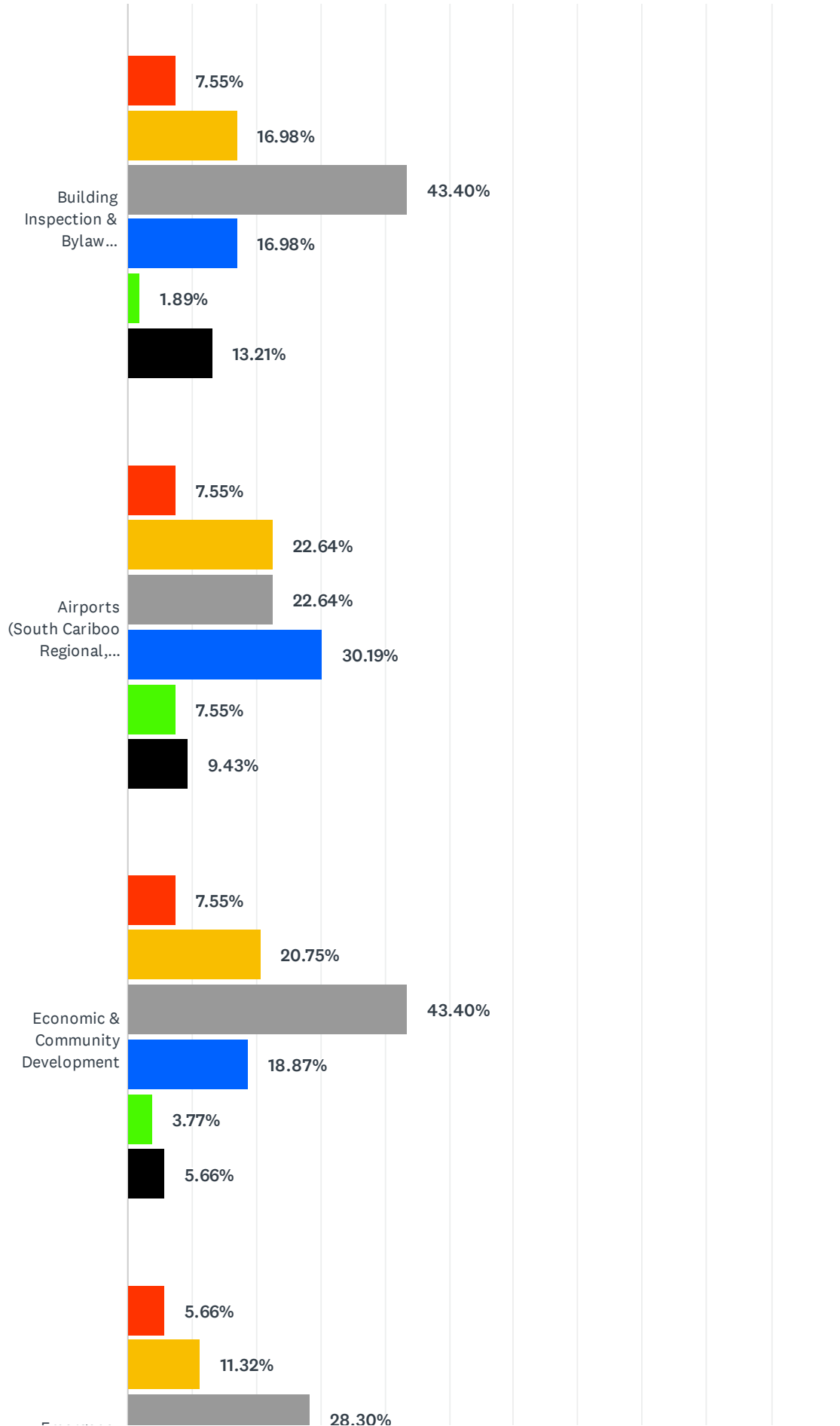


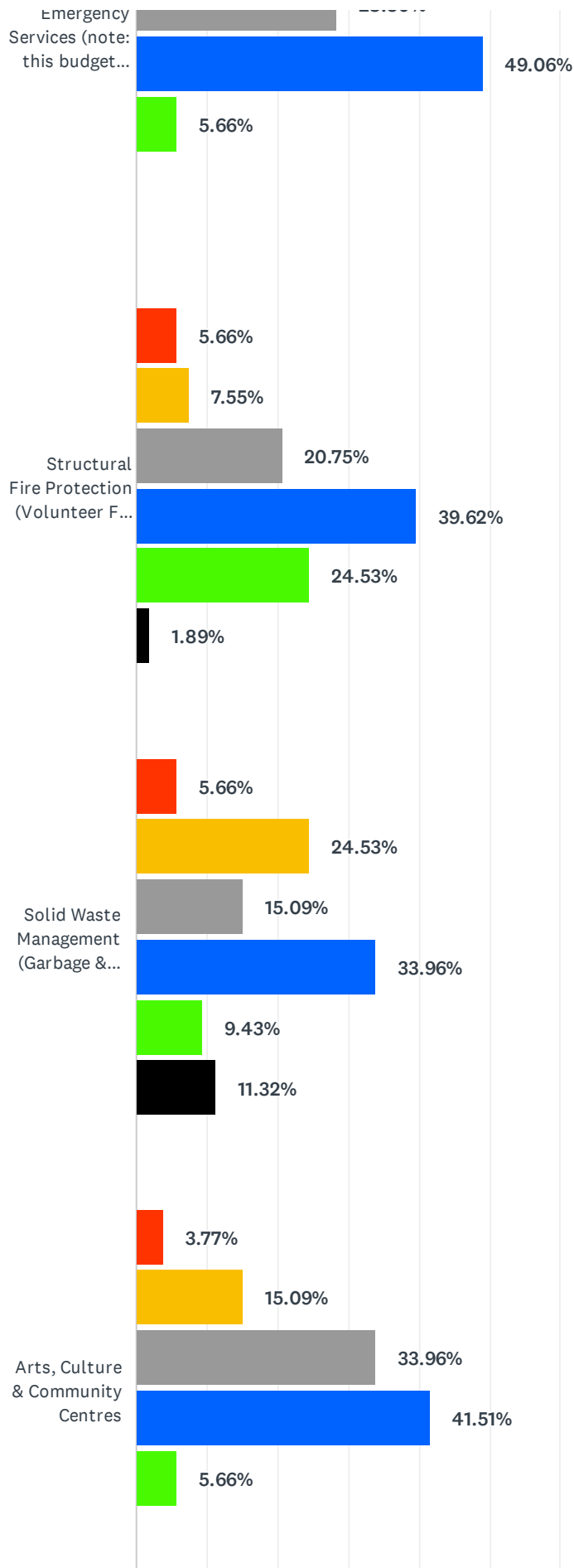
ANSWER CHOICES	RESPONSES	
Fire Protection & 911 Services	75.47%	40
Recreation, Community Halls, Arts & Culture	62.26%	33
Emergency Programs	56.60%	30
Land Use Planning & Development Regulation	39.62%	21
Sewer and Water Systems	37.74%	20
Economic Development	35.85%	19
Solid Waste & Invasive Plants Management	33.96%	18
Library Services	30.19%	16
Regional Airports	26.42%	14
Bylaw Enforcement	24.53%	13
Building Permits & Inspection	15.09%	8
Board Governance and Advocacy	13.21%	7
Corporate Administration & Public Relations	13.21%	7
Streetlighting	13.21%	7
Total Respondents: 53		

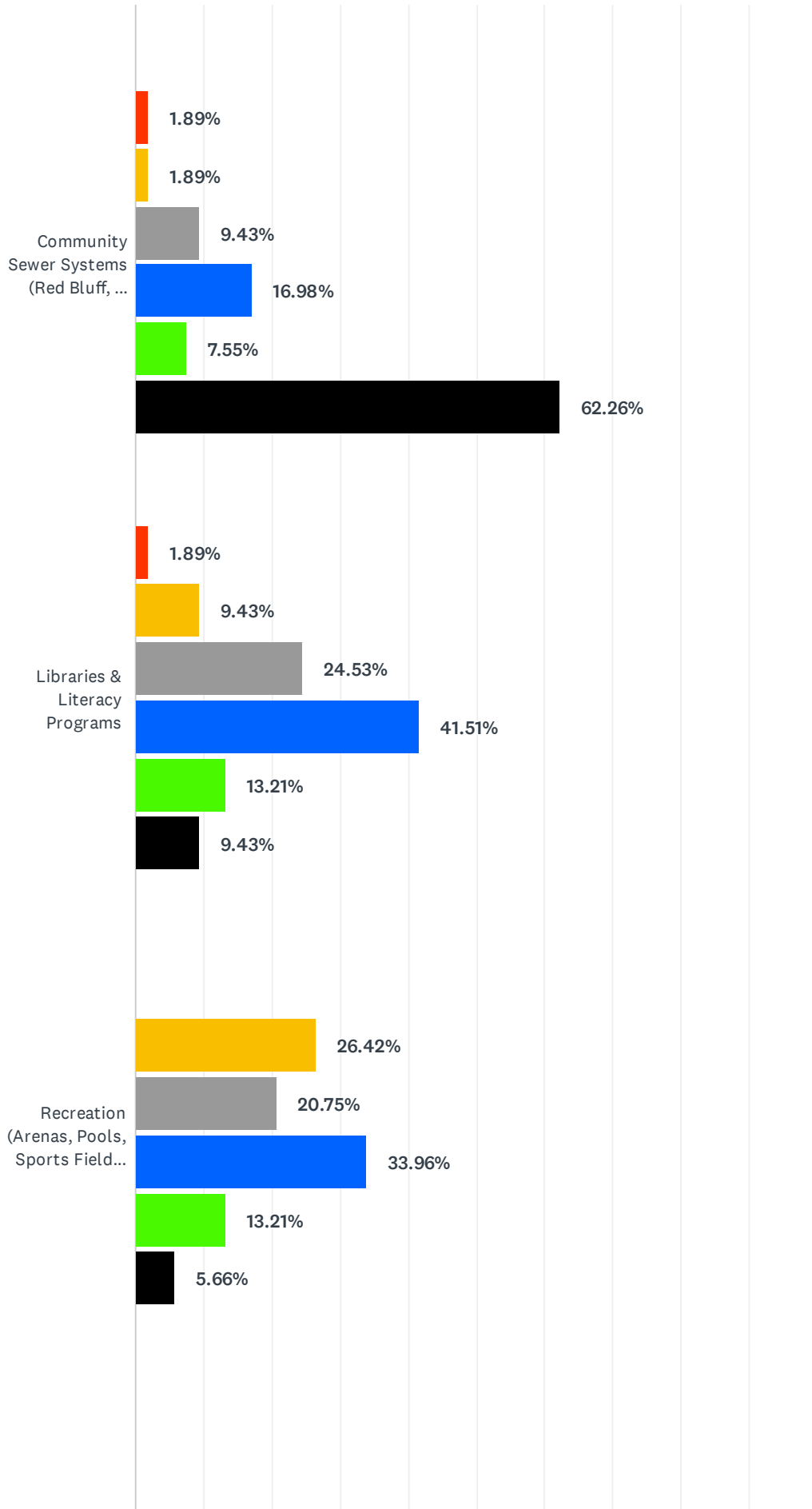
Q6 Please rate your level of satisfaction with the level of service available in your area for the following services:

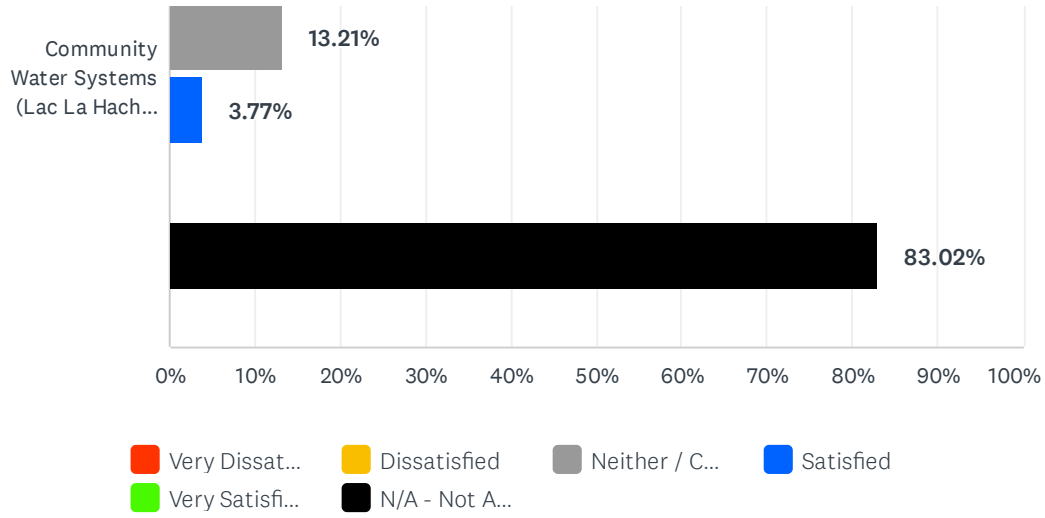
Answered: 53 Skipped: 18







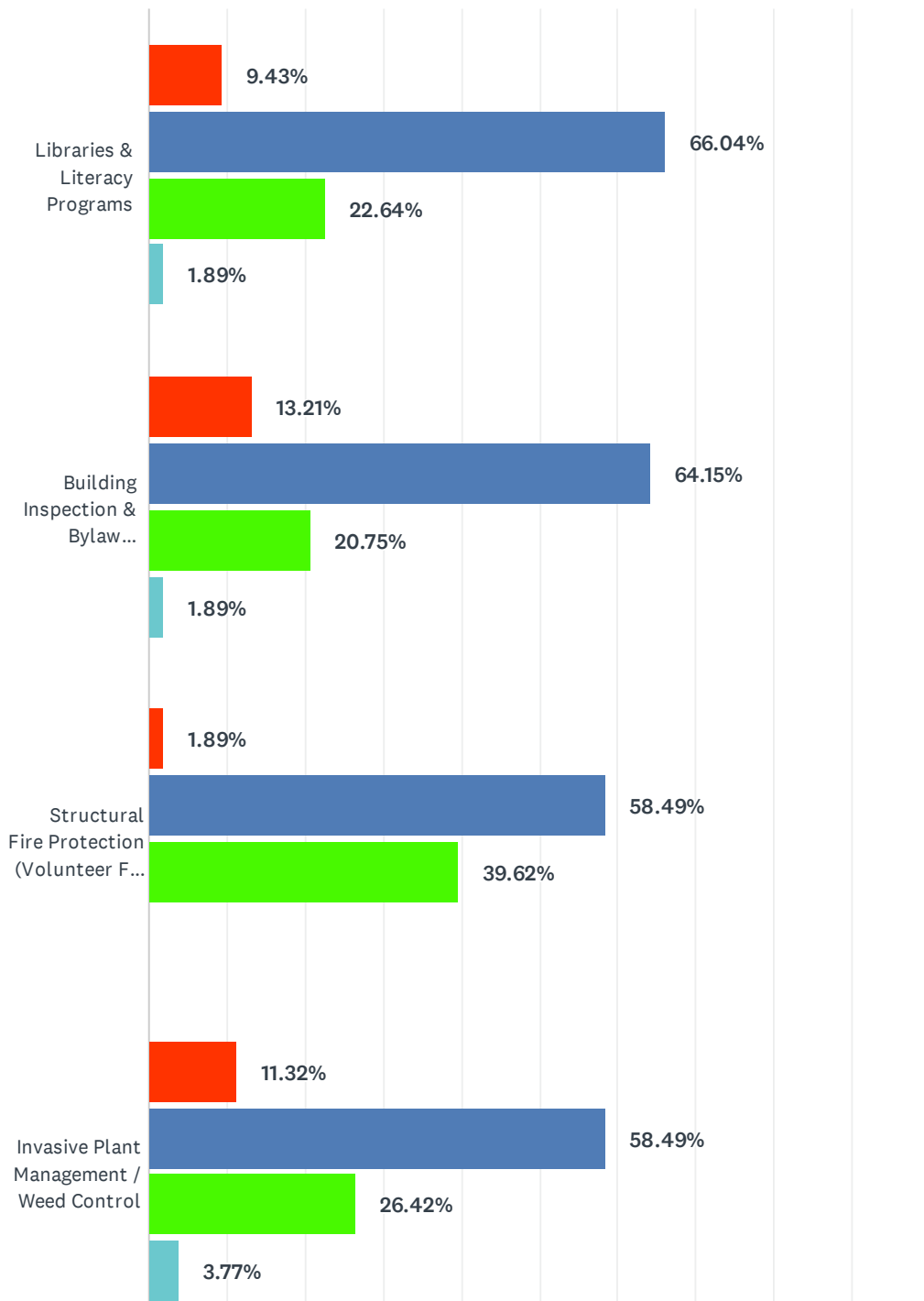


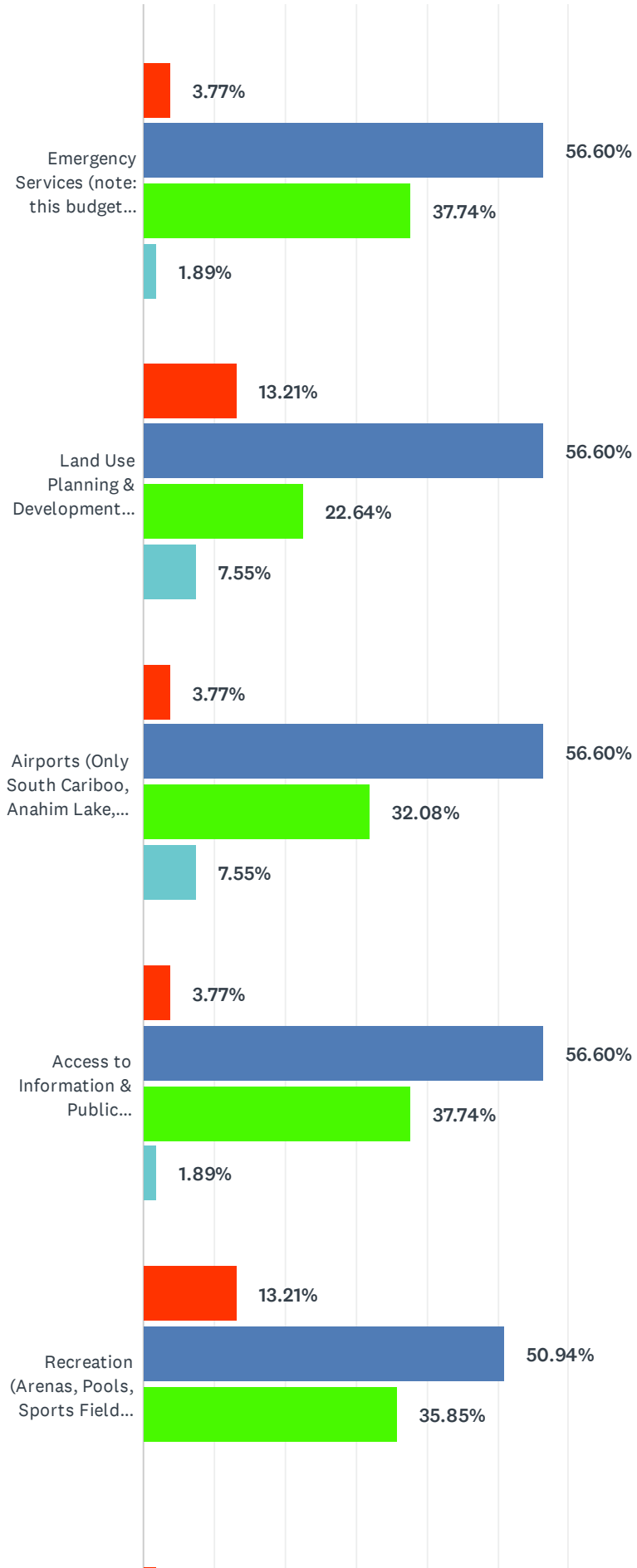


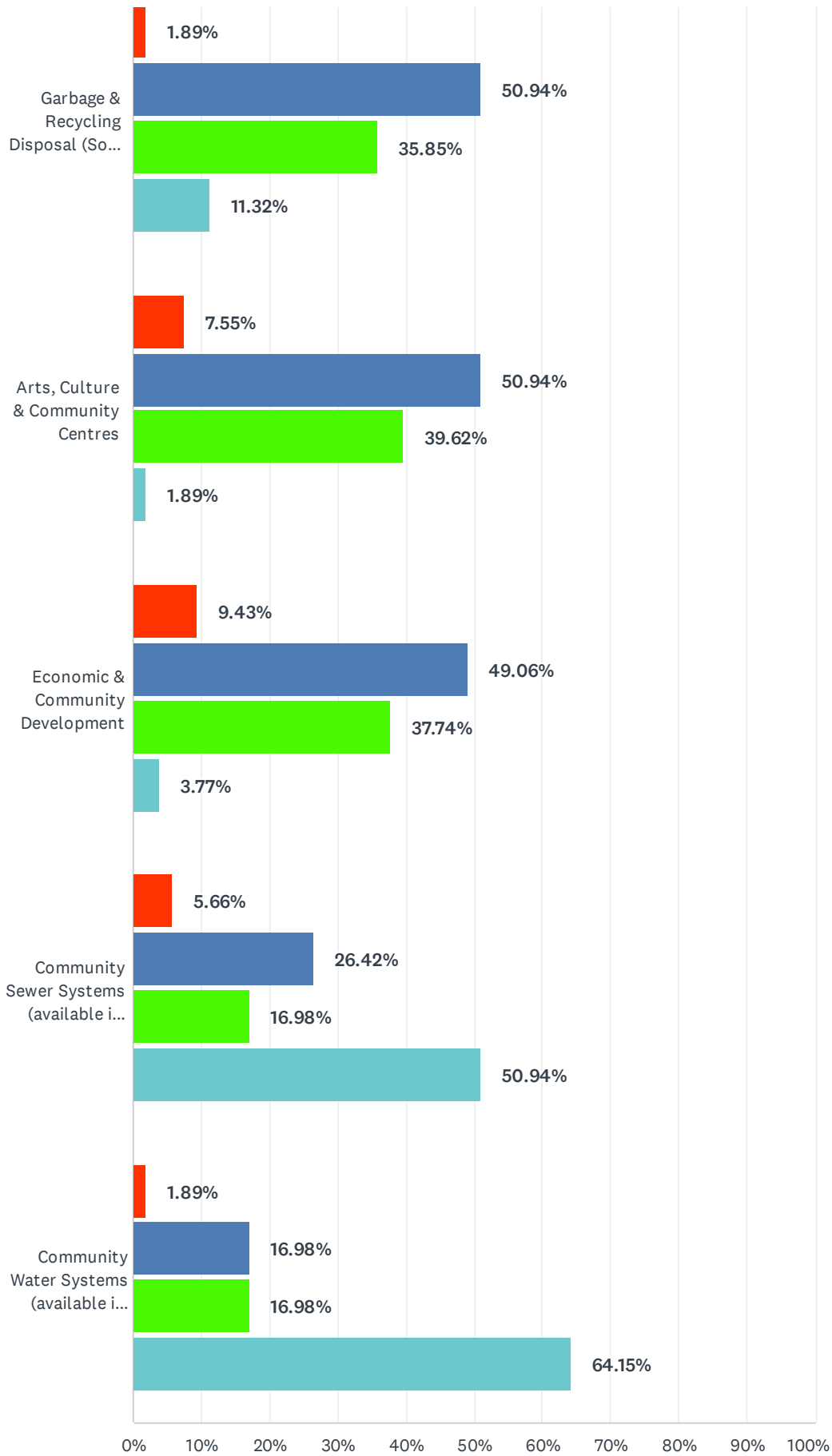
	VERY DISSATISFIED	DISSATISFIED	NEITHER / CONTENT	SATISFIED	VERY SATISFIED	N/A - NOT APPLICABLE	TOTAL
Invasive Plant Management / Weed Control	11.32% 6	16.98% 9	35.85% 19	20.75% 11	5.66% 3	9.43% 5	53
Access to Information & Public Engagement	9.43% 5	16.98% 9	35.85% 19	32.08% 17	1.89% 1	3.77% 2	53
Land Use Planning & Development Regulation	7.55% 4	18.87% 10	47.17% 25	15.09% 8	1.89% 1	9.43% 5	53
Building Inspection & Bylaw Enforcement	7.55% 4	16.98% 9	43.40% 23	16.98% 9	1.89% 1	13.21% 7	53
Airports (South Cariboo Regional, Anahim Lake, Quesnel, Likely)	7.55% 4	22.64% 12	22.64% 12	30.19% 16	7.55% 4	9.43% 5	53
Economic & Community Development	7.55% 4	20.75% 11	43.40% 23	18.87% 10	3.77% 2	5.66% 3	53
Emergency Services (note: this budget does not fund BC Wildfire)	5.66% 3	11.32% 6	28.30% 15	49.06% 26	5.66% 3	0.00% 0	53
Structural Fire Protection (Volunteer Fire Departments)	5.66% 3	7.55% 4	20.75% 11	39.62% 21	24.53% 13	1.89% 1	53
Solid Waste Management (Garbage & Recycling)	5.66% 3	24.53% 13	15.09% 8	33.96% 18	9.43% 5	11.32% 6	53
Arts, Culture & Community Centres	3.77% 2	15.09% 8	33.96% 18	41.51% 22	5.66% 3	0.00% 0	53
Community Sewer Systems (Red Bluff, Lac La Hache, Alexis Creek, Wildwood, Pine Valley)	1.89% 1	1.89% 1	9.43% 5	16.98% 9	7.55% 4	62.26% 33	53
Libraries & Literacy Programs	1.89% 1	9.43% 5	24.53% 13	41.51% 22	13.21% 7	9.43% 5	53
Recreation (Arenas, Pools, Sports Fields, Trails)	0.00% 0	26.42% 14	20.75% 11	33.96% 18	13.21% 7	5.66% 3	53
Community Water Systems (Lac La Hache, Alexis Creek, Benjamin, 103 & 108 Mile, Forest Grove, Gateway, Horse Lake, Lexington, Russet Bluff, Canim Lake)	0.00% 0	0.00% 0	13.21% 7	3.77% 2	0.00% 0	83.02% 44	53

Q7 Should the CRD increase, decrease, or maintain existing levels of service for the following functions? Note: Increasing service availability/levels requires additional funding from taxation or user fees since costs would increase, whereas a decrease in service availability/levels generally does not. Maintaining existing services would see only increases for inflation.

Answered: 53 Skipped: 18







■ Decrease s...
 ■ Keep it the ...
 ■ Increase se...
 ■ N/A - Not A...

	DECREASE SERVICES	KEEP IT THE SAME	INCREASE SERVICES	N/A - NOT APPLICABLE	TOTAL
Libraries & Literacy Programs	9.43% 5	66.04% 35	22.64% 12	1.89% 1	53
Building Inspection & Bylaw Enforcement	13.21% 7	64.15% 34	20.75% 11	1.89% 1	53
Structural Fire Protection (Volunteer Fire Departments)	1.89% 1	58.49% 31	39.62% 21	0.00% 0	53
Invasive Plant Management / Weed Control	11.32% 6	58.49% 31	26.42% 14	3.77% 2	53
Emergency Services (note: this budget does not fund BC Wildfire)	3.77% 2	56.60% 30	37.74% 20	1.89% 1	53
Land Use Planning & Development Regulation	13.21% 7	56.60% 30	22.64% 12	7.55% 4	53
Airports (Only South Cariboo, Anahim Lake, Quesnel & Likely)	3.77% 2	56.60% 30	32.08% 17	7.55% 4	53
Access to Information & Public Engagement	3.77% 2	56.60% 30	37.74% 20	1.89% 1	53
Recreation (Arenas, Pools, Sports Fields, Trails)	13.21% 7	50.94% 27	35.85% 19	0.00% 0	53
Garbage & Recycling Disposal (Solid Waste Management)	1.89% 1	50.94% 27	35.85% 19	11.32% 6	53
Arts, Culture & Community Centres	7.55% 4	50.94% 27	39.62% 21	1.89% 1	53
Economic & Community Development	9.43% 5	49.06% 26	37.74% 20	3.77% 2	53
Community Sewer Systems (available in only 6 rural communities)	5.66% 3	26.42% 14	16.98% 9	50.94% 27	53
Community Water Systems (available in only 11 rural communities)	1.89% 1	16.98% 9	16.98% 9	64.15% 34	53

Q8 Is there anything you would like to add about service levels and availability in your area?

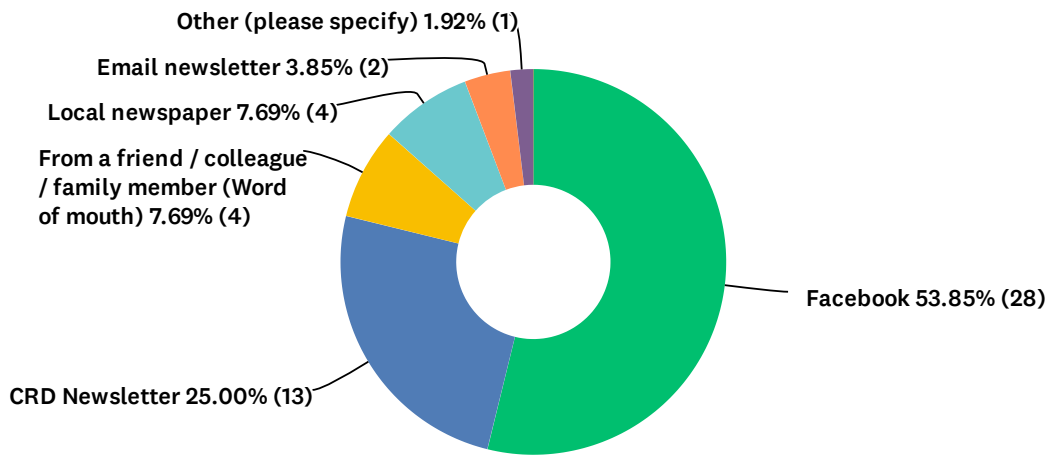
Answered: 29 Skipped: 42

#	RESPONSES	DATE
1	Taxes I couldn't find any mention of last year's strike when you failed to provide most of the above services for two whole months. If the purpose of taxation is to recover costs then we should expect a reduction in our taxes in accordance with what I assume must have been a huge savings in payroll. Where did that money go? Two months worth of wages for the majority of your staff evaporated without impacting the budget? The options you present us with are: unchanged taxation for reduced services, increased taxation for the same services (which I assume must include two months annually of unscheduled shutdown going forward or else there will need to be even larger increases to cover the extra two months of payroll every year), or the third option, heavy increases in taxation for what I assume equates to increased staffing with no corresponding effect on service. You have no right to increase or even maintain taxation levels given last year's total failure to do your jobs.	2/18/2025 1:37 PM
2	Contribution Services Public transit for Kersley should be considered a priority.	2/18/2025 6:43 AM
3	Solid Waste I don't support curbside garbage collection for Red Bluff. Expanding waste management services and increasing taxes penalizes households that make the extra effort to minimize waste production (by shopping conscientiously, recycling, composting, etc.) by forcing them to subsidize those that produce more garbage. Furthermore, offering curbside trash pick-up without curbside recycling will only incentivize people to throw out items that should be recycled.	2/16/2025 8:16 PM
4	Taxes Reduce your budget to stay within means and reduce tax Increases on already precarious families and businesses. Cut your staff and services to what matters most.	2/16/2025 11:06 AM
5	Grants for Assistance Non-CRD Services Taxes Also completely cut unnecessary programs, unnecessary snow plowing, grants, pride parade etc..Lower taxes or money could be spent on removing crime from downtown. Build more jails and prisons and lock people up instead of releasing them. mandatory drug rehabilitation. After crime has gone down, use the facilities to for low income housing. Start thinking about the future for plans that make common sense... you need to stop funding things that private groups and individuals can easily raise the money them selves... citizens tax dollars should not be going to special interest groups... its discusting how our tax dollars are being spent for idiotic things. Quesnel has gone down hill and people are moving out of the area because of crime, drugs and the homeless.....	2/15/2025 10:29 AM
6	Development Way too much cost and red tape to build new houses on private property.	2/15/2025 7:31 AM
7	Non-CRD Services Clearing end of driveways after the grade plows you in	2/13/2025 4:17 PM
8	Solid Waste Utilities Would really like my rural location (about 30 km North of Quesnel) to have some services - water, sewer or even garbage pickup.	2/13/2025 9:34 AM
9	Recreation The area B director needs to engage and communicate with the community more than what's currently being done. She is making decisions on her own without proper consultation with the public and she has far too much control over the BLRC decision making.	2/11/2025 9:22 AM
10	no	2/10/2025 5:14 PM
11	Non-CRD Services Recreation Taxes police, fire and health as well as affordable housing should be prioritised over increasing recreational (again) as the older demographic find it difficult to use the recreational facilities due to lack of transport out of the city itself, and cost when on a fixed income. Given how society is changing I would prefer to see a change in emphasis for some services	2/10/2025 3:49 PM
12	Utilities Add sewer & water services for Ellison Subdivision	2/10/2025 1:24 PM
13	Utilities Add sewer swrvice to Bouchie Lake areaand possibly water service for both Bouchie and Ten Mile Lake areas	2/9/2025 3:12 PM

14	Administration Economic Development Libraries Taxes I have limited services, yet i am taxed on crap that i will never in a million years use. IE: Libraries, economic development and all the admin tax rates	2/7/2025 3:13 PM
15	Bylaw Enforcement There needs to be animal control in the CRD, people are getting attacked by dogs and there is no one to call. CRD Bylaw says to call the SPCA, but the SPCA only enforces the Prevention of Cruelty to Animals Act, and won't pick up strays. SPCA says to call RCMP, RCMP says its not an RCMP issue, and to call City Bylaw. But City Bylaws only cover animals in the City limits. Its time the CRD to step up to the plate and finally get some animal control services.	2/6/2025 3:50 PM
16	Non-CRD Services Yes get a bypass so we are not stuck when the close the Quesnel river bridge and the Johnson bridge at the same time or there is an accident.	2/4/2025 4:08 PM
17	Non-CRD Services Find a new airline to service this community. Central Mountain Air is not reliable	2/4/2025 6:55 AM
18	Solid Waste Speed up the garbage pickup plans in Red Bluff and with the City build a decent recycling depot with decent management. Dont just contract it out and be done with it.	2/4/2025 6:38 AM
19	Airports Development Recreation Solid Waste Organics compost facility or service would be nice. Increased flights into and out of Quesnel Airport. Faster building permits and inspections. Increased maintenance and upgrades to existing public facilities (ie rec center in Quesnel is on very poor shape). Trails in Quesnel are awesome!	2/3/2025 2:03 PM
20	Non-CRD Services Cell service is substandard, internet access is limited and expensive,	2/3/2025 7:41 AM
21	Non-CRD Services Not sure if budget has anything to do with it, however sidewalks or increased speed controls on Maple Drive are so badly needed. I watch massive logging trucks, local dump truck operators and seniors speed through the school zones every single day. It's terrifying and it shouldn't take another dead child to do mitigate the risks.	2/1/2025 8:18 PM
22	Contribution Services Taxes Decrease recreation tax and increase user pay. Consider transportation services for rural areas.	2/1/2025 4:53 PM
23	Administration I think that the CRD is making leaps and and bounds in my area, I can't wait for more improvements in the coming years!	2/1/2025 8:16 AM
24	Taxes Utilities I would like to see the street lights on Maple Drive and Gook Road remove and the taxation for these lights removed. They do not improve safety, and on some corners, make being a pedestrian less safe. Giving every resident a hi-vis vest would have been a more cost effective and safer option.	1/30/2025 8:05 PM
25	Solid Waste Recycling and garbage pickup every two weeks would be nice. Especially since our taxes are going up the most of any area.	1/30/2025 8:19 AM
26	Non-CRD Services More doctors	1/30/2025 8:00 AM
27	Non-CRD Services Healthcare is very hard to access in Quesnel. No walk in clinic and years long wait list to get a family doctor. ER wait time is hours long most days... I think healthcare should be priority #1	1/30/2025 1:57 AM
28	Bylaw Enforcement More bylaw enforcement - nuisance properties, animals etc would be appreciated.	1/29/2025 6:43 PM
29	Non-CRD Services Traffic speed limit enforcement in school zones (Bouchie Lake)	1/29/2025 4:05 PM

Q9 How did you find out about this survey?

Answered: 52 Skipped: 19



ANSWER CHOICES	RESPONSES	
Facebook	53.85%	28
CRD Newsletter	25.00%	13
From a friend / colleague / family member (Word of mouth)	7.69%	4
Local newspaper	7.69%	4
Email newsletter	3.85%	2
Other (please specify)	1.92%	1
None of the above	0.00%	0
Twitter	0.00%	0
Instagram	0.00%	0
LinkedIn	0.00%	0
Radio	0.00%	0
Poster	0.00%	0
I called the CRD	0.00%	0
TOTAL		52

#	OTHER (PLEASE SPECIFY)	DATE
1	CRD director	2/7/2025 12:38 PM