

Q1 Which Electoral Area / Municipality do you live in?

Answered: 37 Skipped: 0

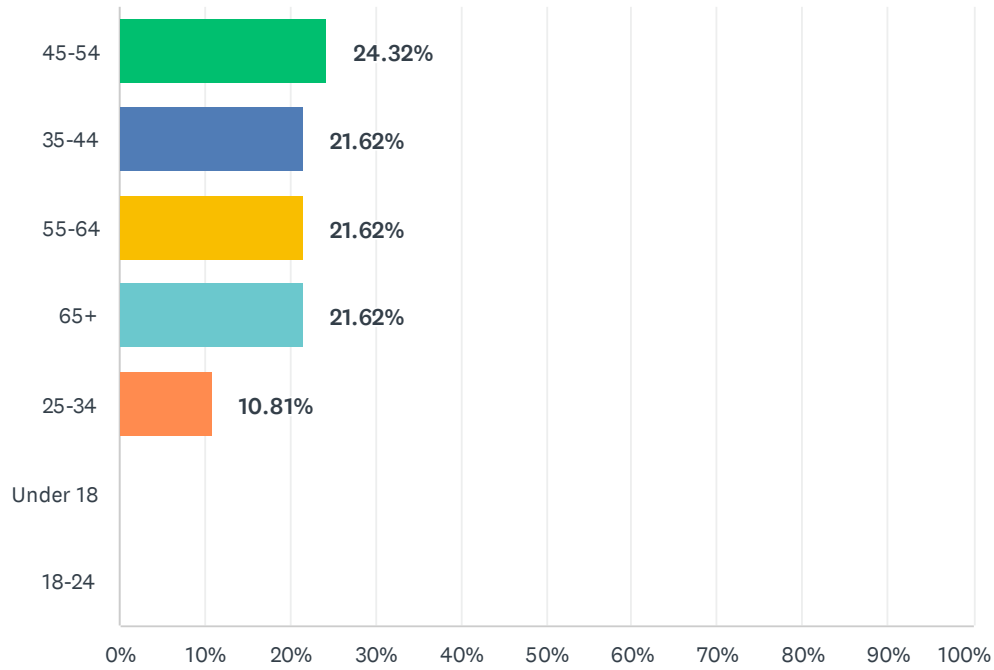


ANSWER CHOICES	RESPONSES	
Electoral Area A - Red Bluff / Quesnel South	100.00%	37
Electoral Area B - Bouchie Lake / Quesnel West	0.00%	0
Electoral Area C - Barlow / Barkerville	0.00%	0
Electoral Area D - McLeese Lake / Williams Lake North	0.00%	0
Electoral Area E - Dog Creek / Hodgson / South Lakeside	0.00%	0
Electoral Area F - 150 Mile / Likely / Horsefly	0.00%	0
Electoral Area G - 108 Mile / Lac La Hache	0.00%	0
Electoral Area H - Canim Lake / Forest Grove	0.00%	0
Electoral Area I - Nazko / West Fraser	0.00%	0
Electoral Area J - West Chilcotin / Anahim Lake / Nimpo Lake	0.00%	0
Electoral Area K - East Chilcotin / Alexis Creek / Riske Creek	0.00%	0
Electoral Area L - Interlakes / Lone Butte	0.00%	0
District of 100 Mile House	0.00%	0
City of Quesnel	0.00%	0
District of Wells	0.00%	0
City of Williams Lake	0.00%	0
I don't live in the Cariboo Regional District (please specify which community you live in)	0.00%	0
TOTAL		37

#	I DON'T LIVE IN THE CARIBOO REGIONAL DISTRICT (PLEASE SPECIFY WHICH COMMUNITY YOU LIVE IN)	DATE
	There are no responses.	

Q2 What is your age?

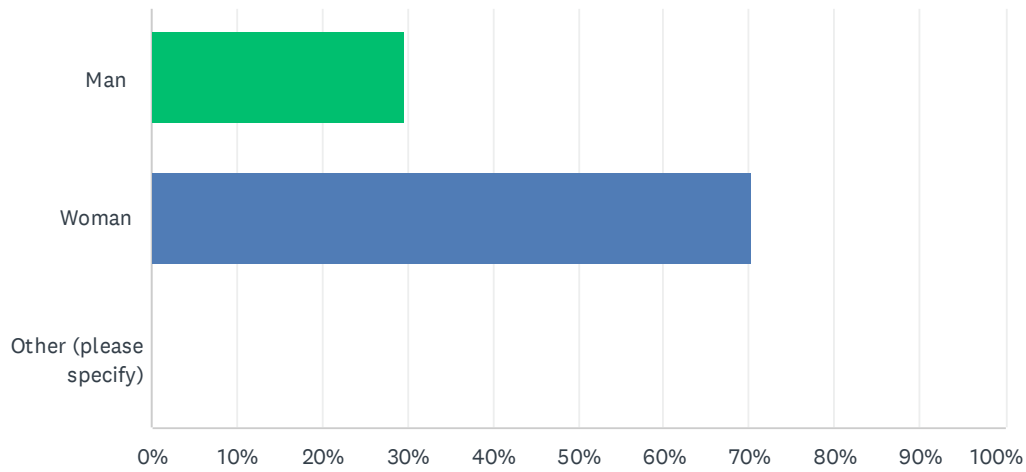
Answered: 37 Skipped: 0



ANSWER CHOICES	RESPONSES	
45-54	24.32%	9
35-44	21.62%	8
55-64	21.62%	8
65+	21.62%	8
25-34	10.81%	4
Under 18	0.00%	0
18-24	0.00%	0
TOTAL		37

Q3 I am a...

Answered: 37 Skipped: 0

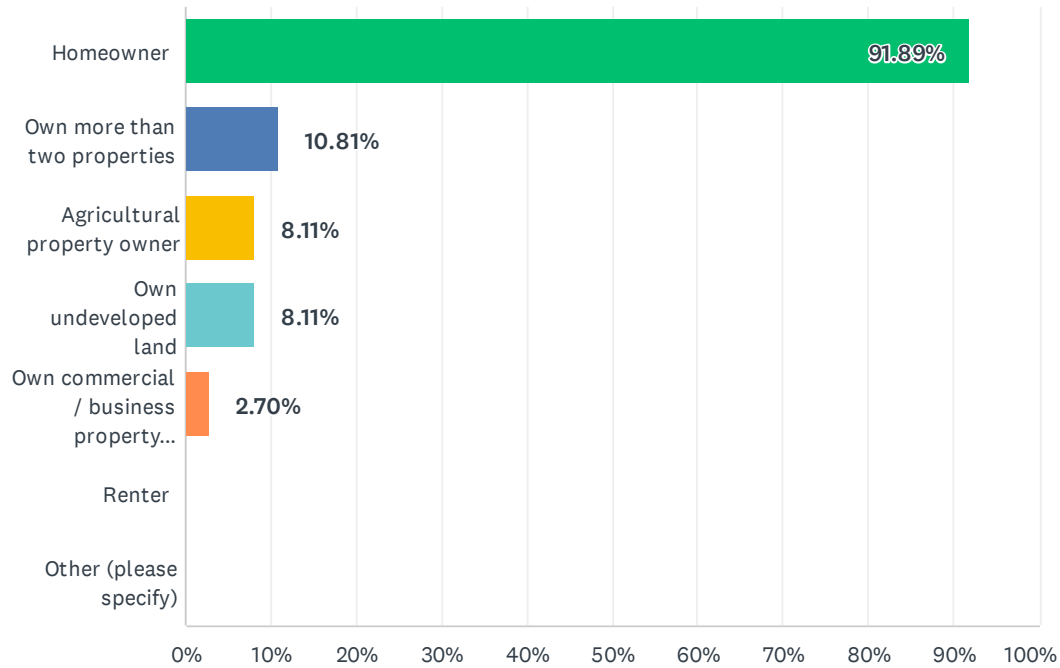


ANSWER CHOICES	RESPONSES
Man	29.73% 11
Woman	70.27% 26
Other (please specify)	0.00% 0
TOTAL	37

#	OTHER (PLEASE SPECIFY)	DATE
	There are no responses.	

Q4 What is your property ownership status? Check all that apply.

Answered: 37 Skipped: 0

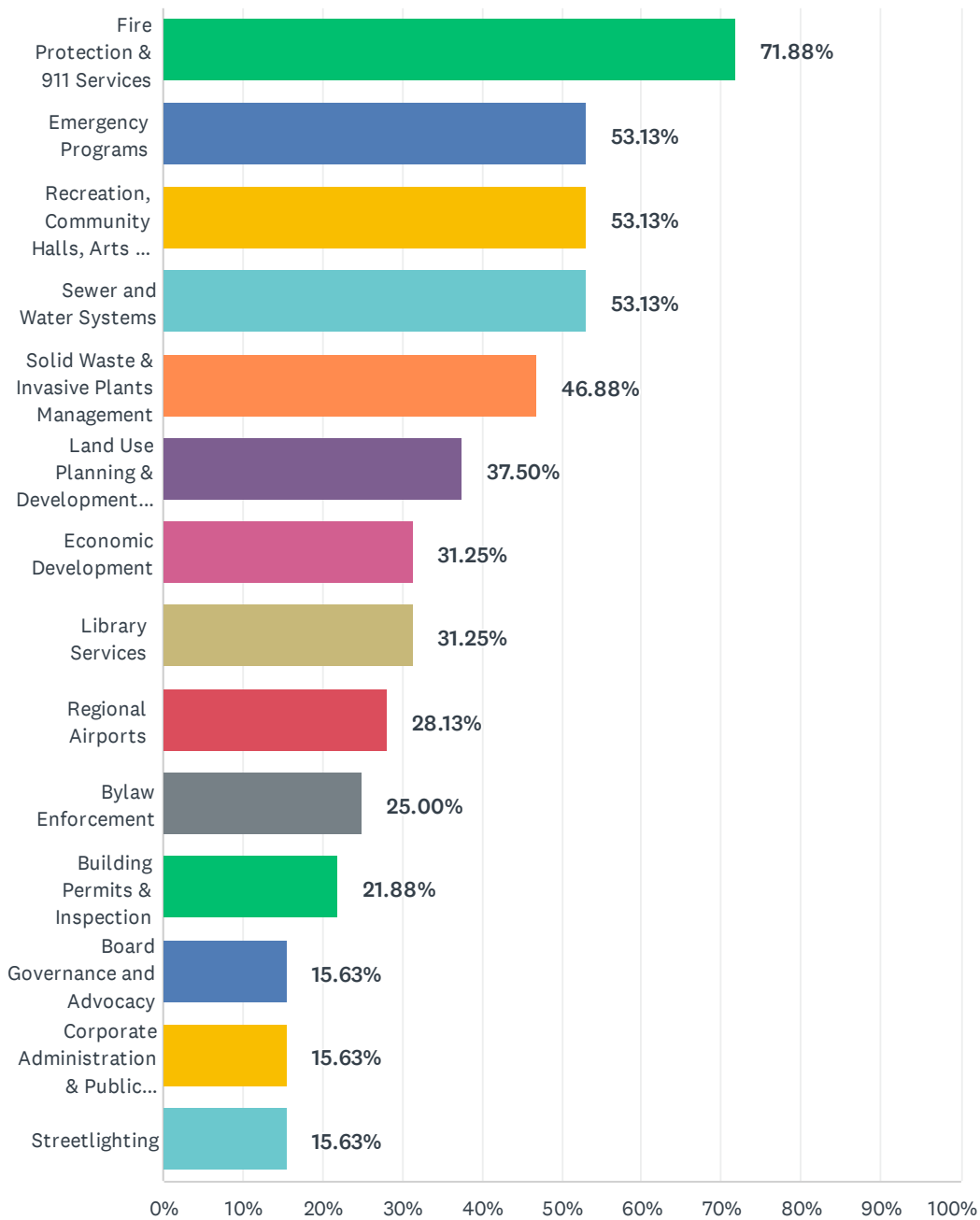


ANSWER CHOICES	RESPONSES	
Homeowner	91.89%	34
Own more than two properties	10.81%	4
Agricultural property owner	8.11%	3
Own undeveloped land	8.11%	3
Own commercial / business property (non-agricultural)	2.70%	1
Renter	0.00%	0
Other (please specify)	0.00%	0
Total Respondents: 37		

#	OTHER (PLEASE SPECIFY)	DATE
There are no responses.		

Q5 Please select the five most important regional district services for you.

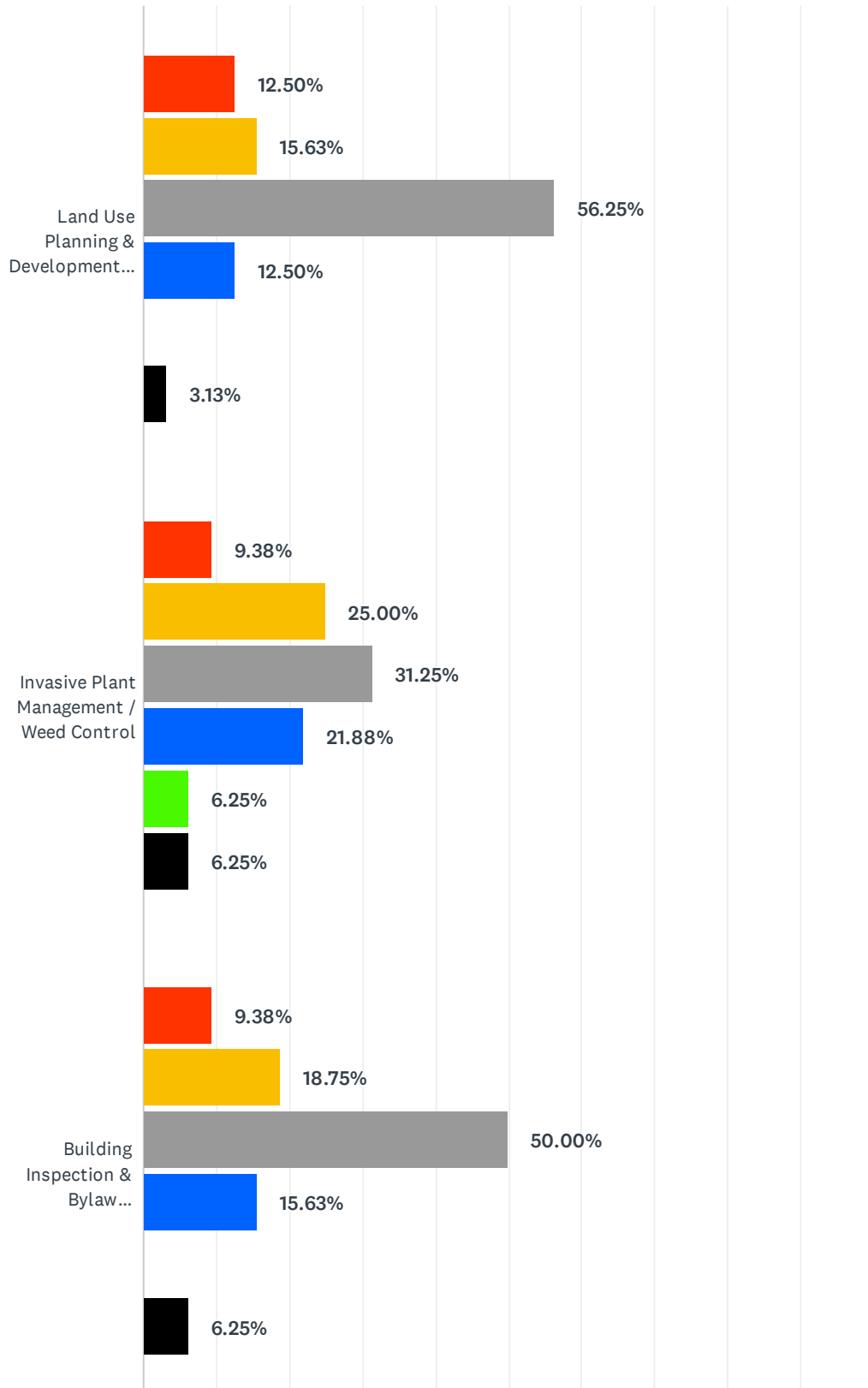
Answered: 32 Skipped: 5

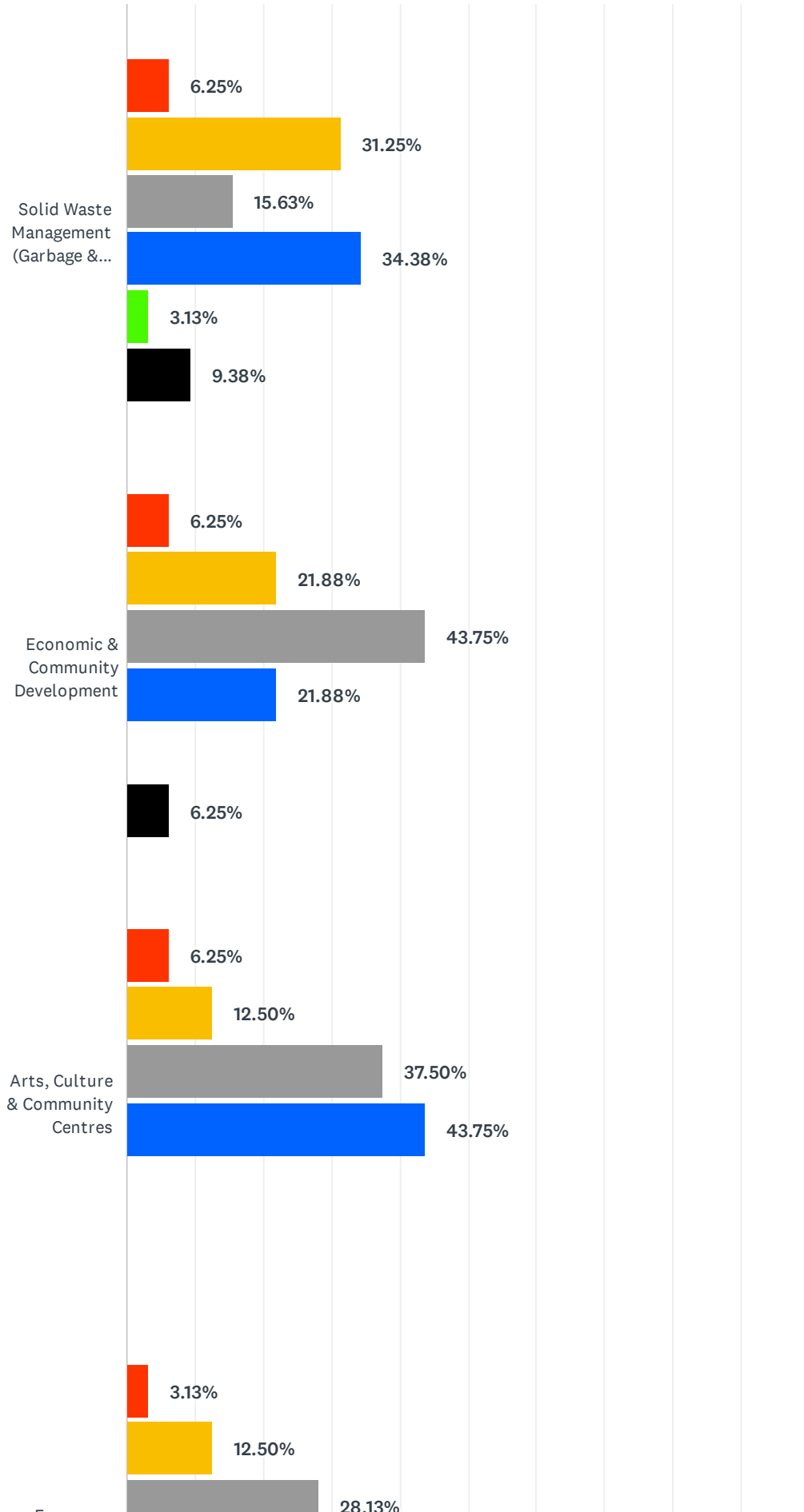


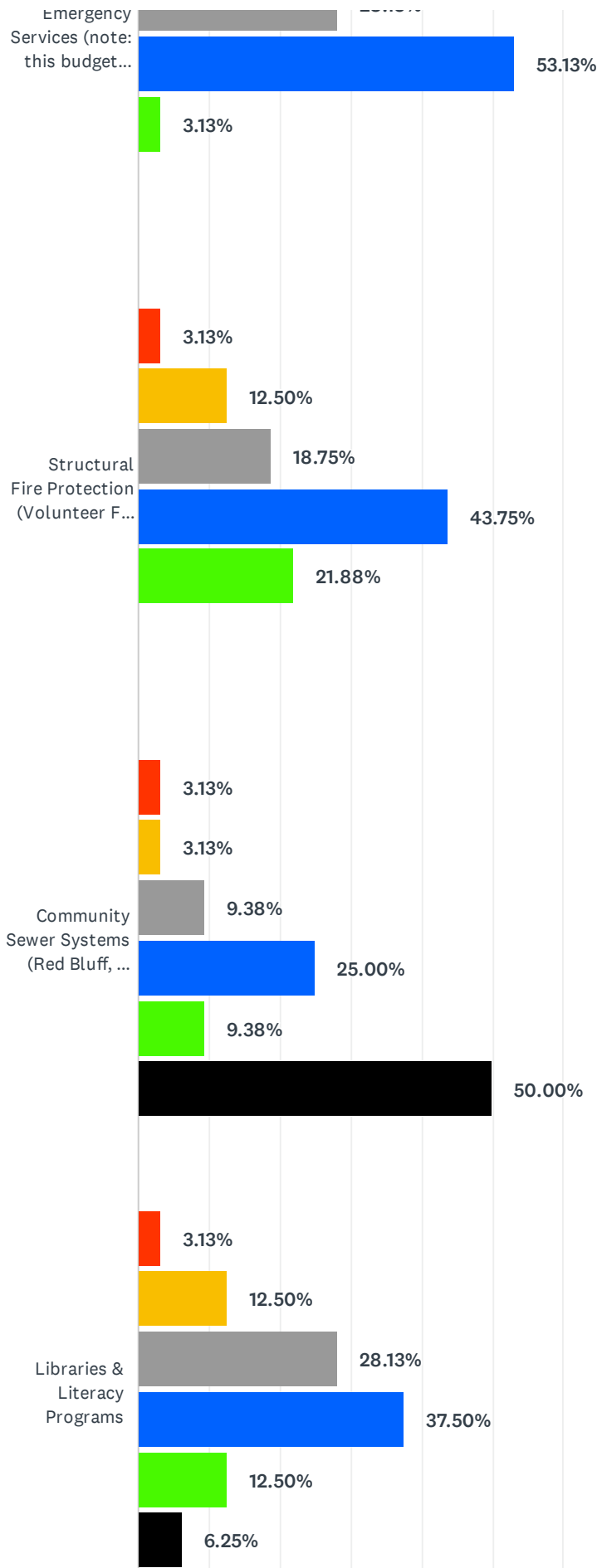
ANSWER CHOICES	RESPONSES	
Fire Protection & 911 Services	71.88%	23
Emergency Programs	53.13%	17
Recreation, Community Halls, Arts & Culture	53.13%	17
Sewer and Water Systems	53.13%	17
Solid Waste & Invasive Plants Management	46.88%	15
Land Use Planning & Development Regulation	37.50%	12
Economic Development	31.25%	10
Library Services	31.25%	10
Regional Airports	28.13%	9
Bylaw Enforcement	25.00%	8
Building Permits & Inspection	21.88%	7
Board Governance and Advocacy	15.63%	5
Corporate Administration & Public Relations	15.63%	5
Streetlighting	15.63%	5
Total Respondents: 32		

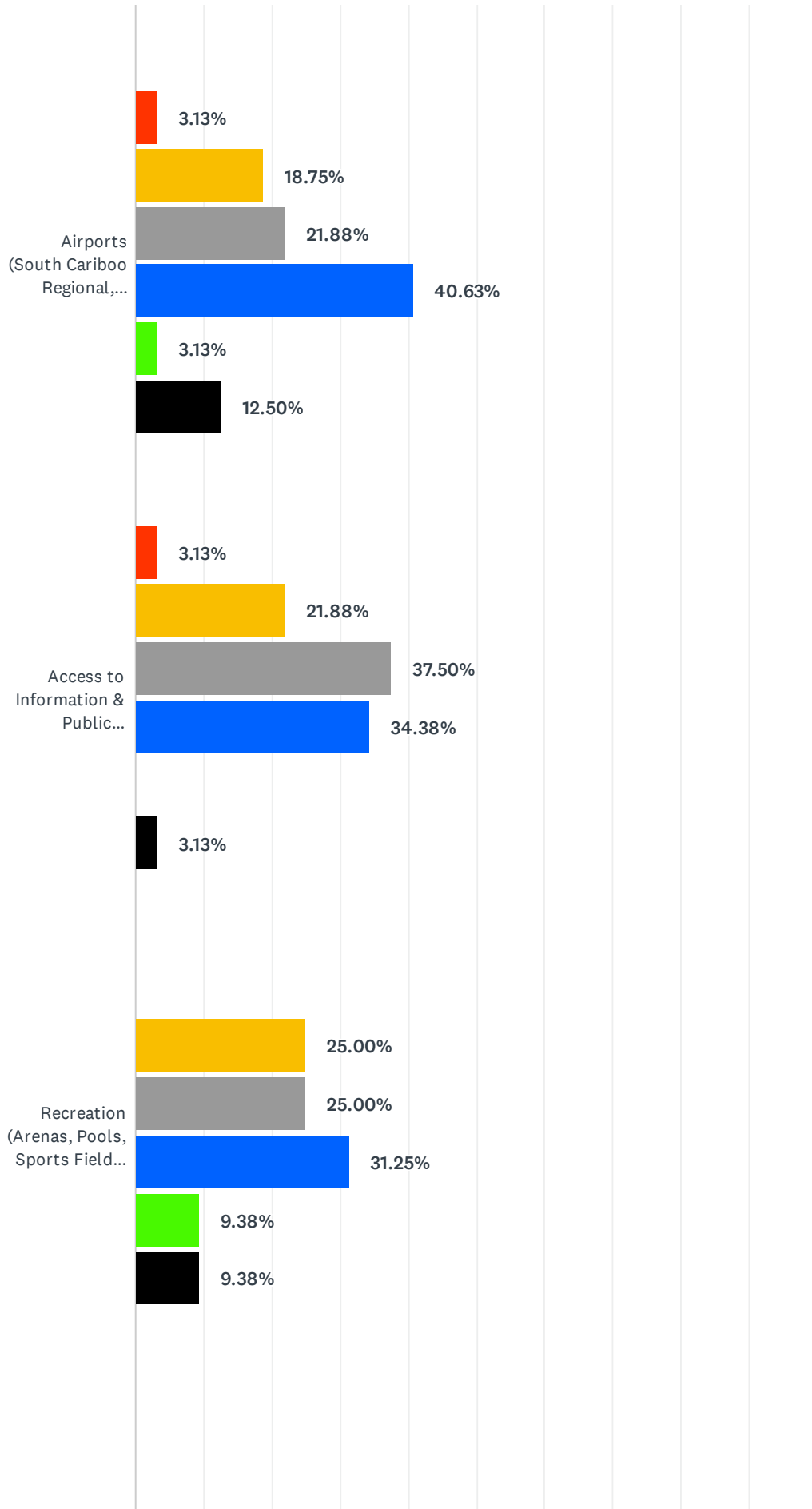
Q6 Please rate your level of satisfaction with the level of service available in your area for the following services:

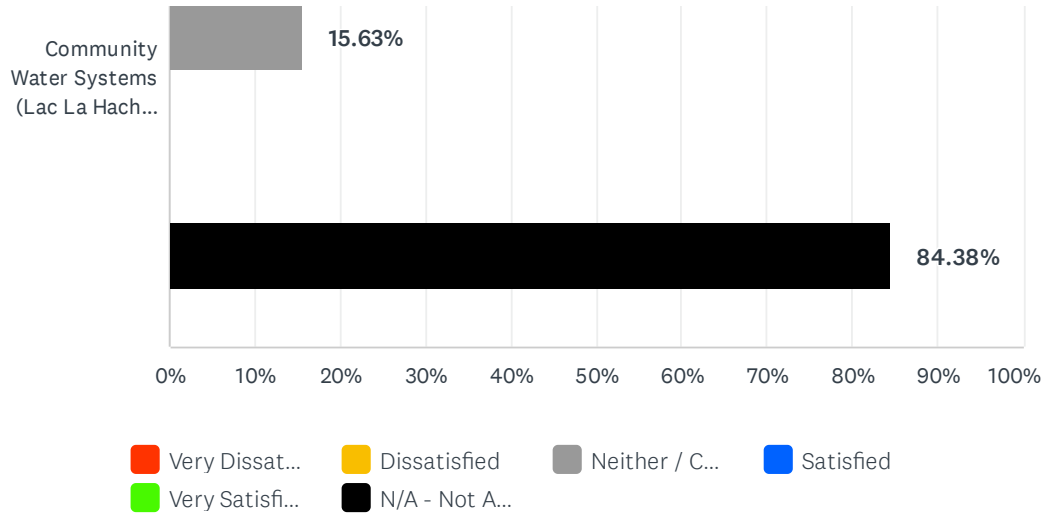
Answered: 32 Skipped: 5







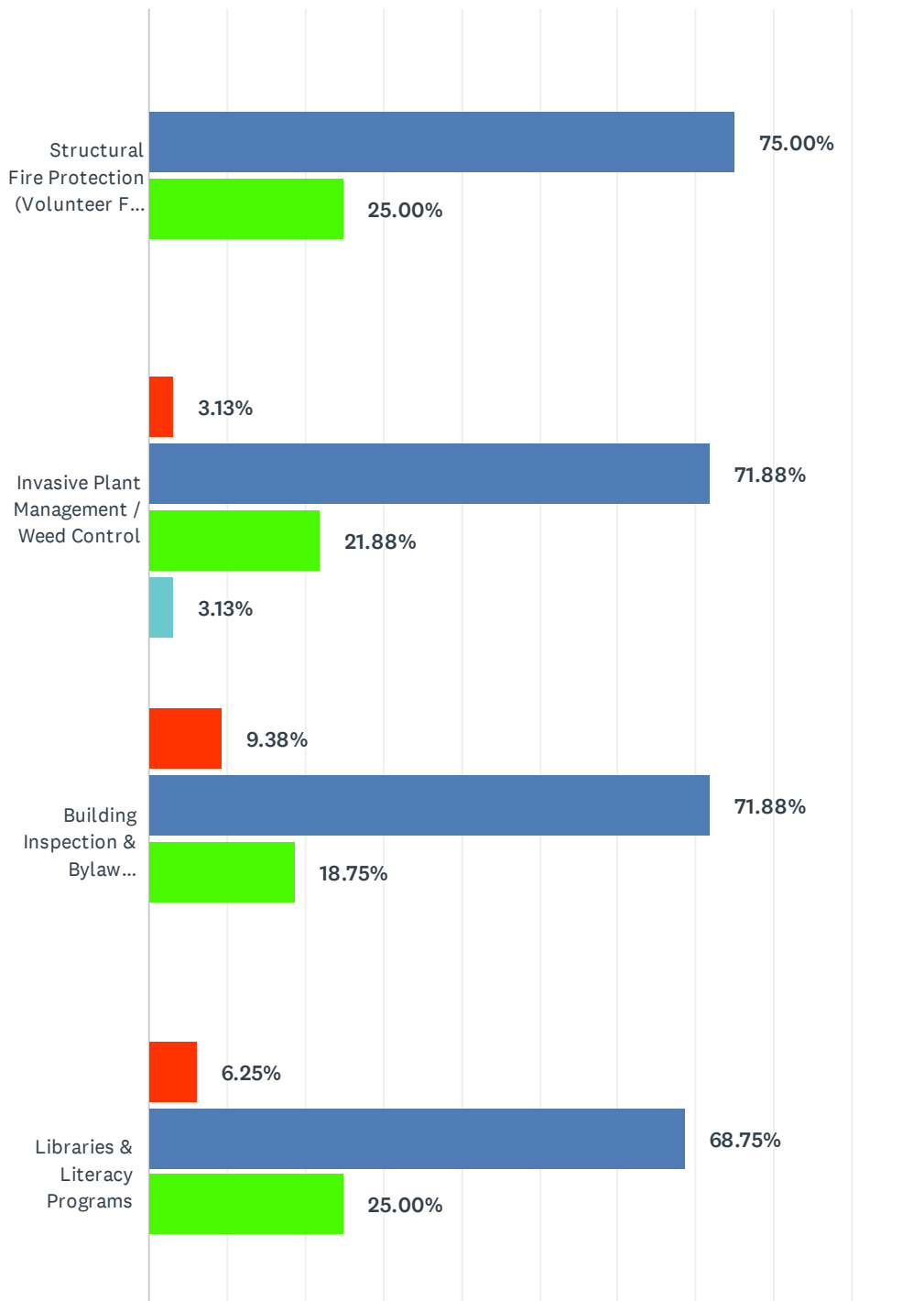


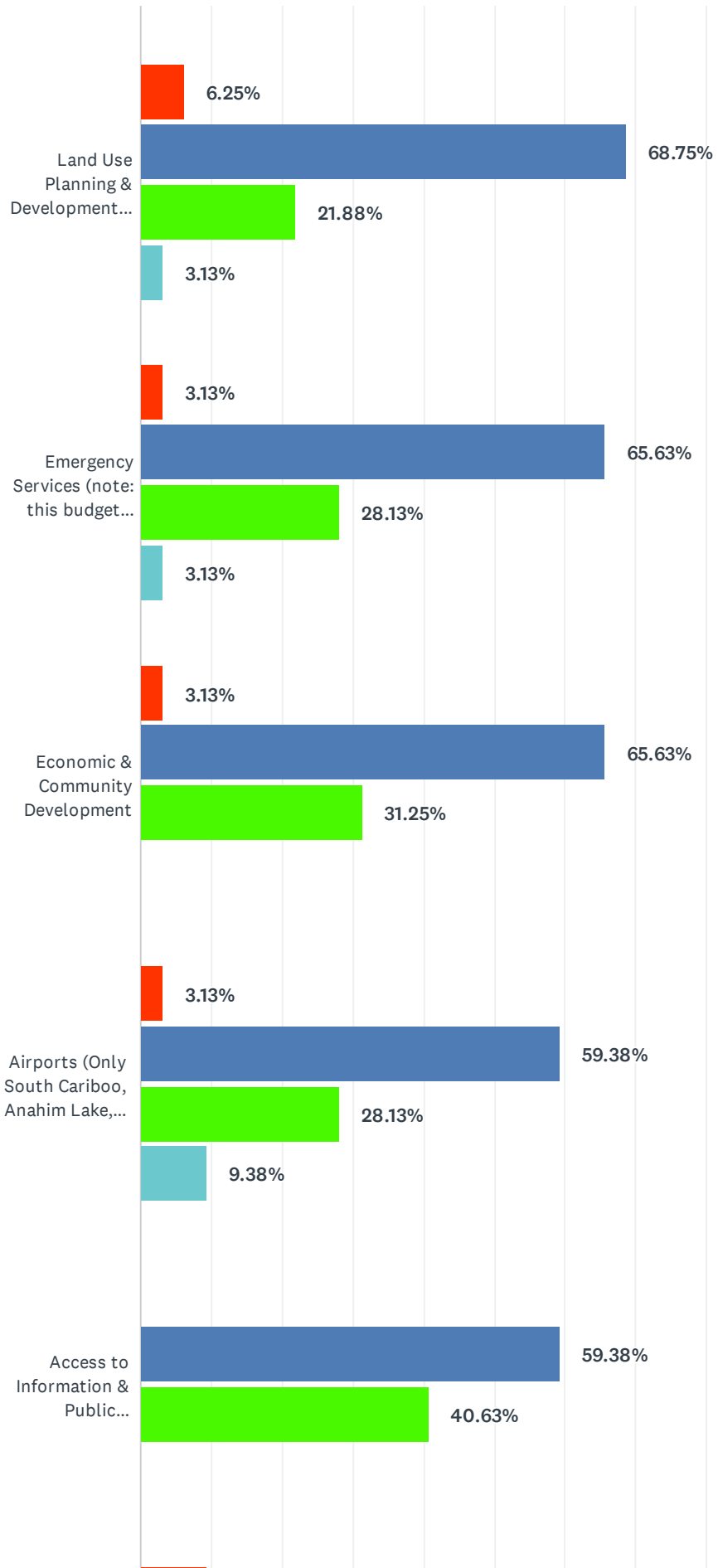


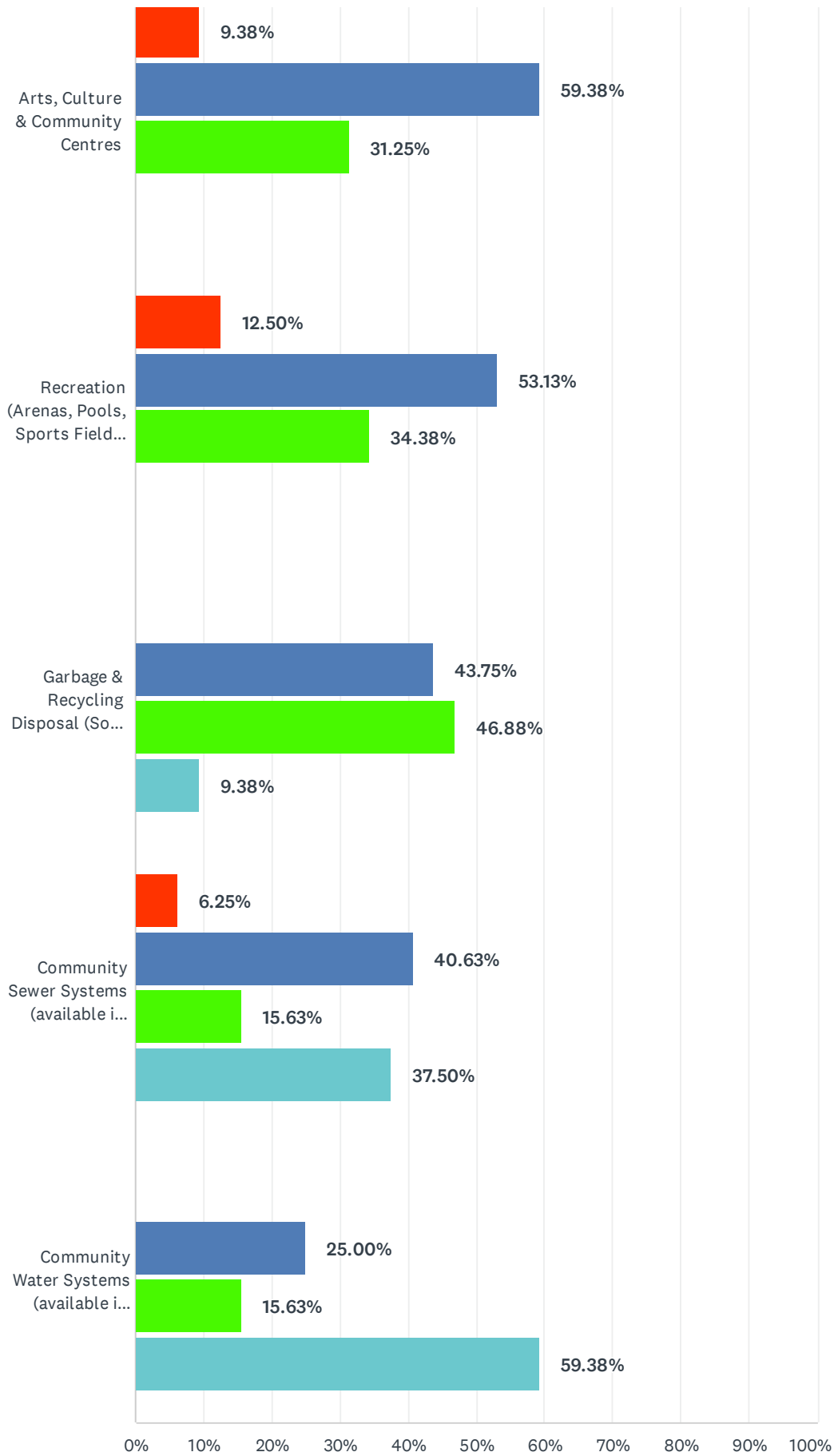
	VERY DISSATISFIED	DISSATISFIED	NEITHER / CONTENT	SATISFIED	VERY SATISFIED	N/A - NOT APPLICABLE	TOTAL
Land Use Planning & Development Regulation	12.50% 4	15.63% 5	56.25% 18	12.50% 4	0.00% 0	3.13% 1	32
Invasive Plant Management / Weed Control	9.38% 3	25.00% 8	31.25% 10	21.88% 7	6.25% 2	6.25% 2	32
Building Inspection & Bylaw Enforcement	9.38% 3	18.75% 6	50.00% 16	15.63% 5	0.00% 0	6.25% 2	32
Solid Waste Management (Garbage & Recycling)	6.25% 2	31.25% 10	15.63% 5	34.38% 11	3.13% 1	9.38% 3	32
Economic & Community Development	6.25% 2	21.88% 7	43.75% 14	21.88% 7	0.00% 0	6.25% 2	32
Arts, Culture & Community Centres	6.25% 2	12.50% 4	37.50% 12	43.75% 14	0.00% 0	0.00% 0	32
Emergency Services (note: this budget does not fund BC Wildfire)	3.13% 1	12.50% 4	28.13% 9	53.13% 17	3.13% 1	0.00% 0	32
Structural Fire Protection (Volunteer Fire Departments)	3.13% 1	12.50% 4	18.75% 6	43.75% 14	21.88% 7	0.00% 0	32
Community Sewer Systems (Red Bluff, Lac La Hache, Alexis Creek, Wildwood, Pine Valley)	3.13% 1	3.13% 1	9.38% 3	25.00% 8	9.38% 3	50.00% 16	32
Libraries & Literacy Programs	3.13% 1	12.50% 4	28.13% 9	37.50% 12	12.50% 4	6.25% 2	32
Airports (South Cariboo Regional, Anahim Lake, Quesnel, Likely)	3.13% 1	18.75% 6	21.88% 7	40.63% 13	3.13% 1	12.50% 4	32
Access to Information & Public Engagement	3.13% 1	21.88% 7	37.50% 12	34.38% 11	0.00% 0	3.13% 1	32
Recreation (Arenas, Pools, Sports Fields, Trails)	0.00% 0	25.00% 8	25.00% 8	31.25% 10	9.38% 3	9.38% 3	32
Community Water Systems (Lac La Hache, Alexis Creek, Benjamin, 103 & 108 Mile, Forest Grove, Gateway, Horse Lake, Lexington, Russet Bluff, Canim Lake)	0.00% 0	0.00% 0	15.63% 5	0.00% 0	0.00% 0	84.38% 27	32

Q7 Should the CRD increase, decrease, or maintain existing levels of service for the following functions? Note: Increasing service availability/levels requires additional funding from taxation or user fees since costs would increase, whereas a decrease in service availability/levels generally does not. Maintaining existing services would see only increases for inflation.

Answered: 32 Skipped: 5







■ Decrease s...
 ■ Keep it the ...
 ■ Increase se...
 ■ N/A - Not A...

	DECREASE SERVICES	KEEP IT THE SAME	INCREASE SERVICES	N/A - NOT APPLICABLE	TOTAL
Structural Fire Protection (Volunteer Fire Departments)	0.00% 0	75.00% 24	25.00% 8	0.00% 0	32
Invasive Plant Management / Weed Control	3.13% 1	71.88% 23	21.88% 7	3.13% 1	32
Building Inspection & Bylaw Enforcement	9.38% 3	71.88% 23	18.75% 6	0.00% 0	32
Libraries & Literacy Programs	6.25% 2	68.75% 22	25.00% 8	0.00% 0	32
Land Use Planning & Development Regulation	6.25% 2	68.75% 22	21.88% 7	3.13% 1	32
Emergency Services (note: this budget does not fund BC Wildfire)	3.13% 1	65.63% 21	28.13% 9	3.13% 1	32
Economic & Community Development	3.13% 1	65.63% 21	31.25% 10	0.00% 0	32
Airports (Only South Cariboo, Anahim Lake, Quesnel & Likely)	3.13% 1	59.38% 19	28.13% 9	9.38% 3	32
Access to Information & Public Engagement	0.00% 0	59.38% 19	40.63% 13	0.00% 0	32
Arts, Culture & Community Centres	9.38% 3	59.38% 19	31.25% 10	0.00% 0	32
Recreation (Arenas, Pools, Sports Fields, Trails)	12.50% 4	53.13% 17	34.38% 11	0.00% 0	32
Garbage & Recycling Disposal (Solid Waste Management)	0.00% 0	43.75% 14	46.88% 15	9.38% 3	32
Community Sewer Systems (available in only 6 rural communities)	6.25% 2	40.63% 13	15.63% 5	37.50% 12	32
Community Water Systems (available in only 11 rural communities)	0.00% 0	25.00% 8	15.63% 5	59.38% 19	32

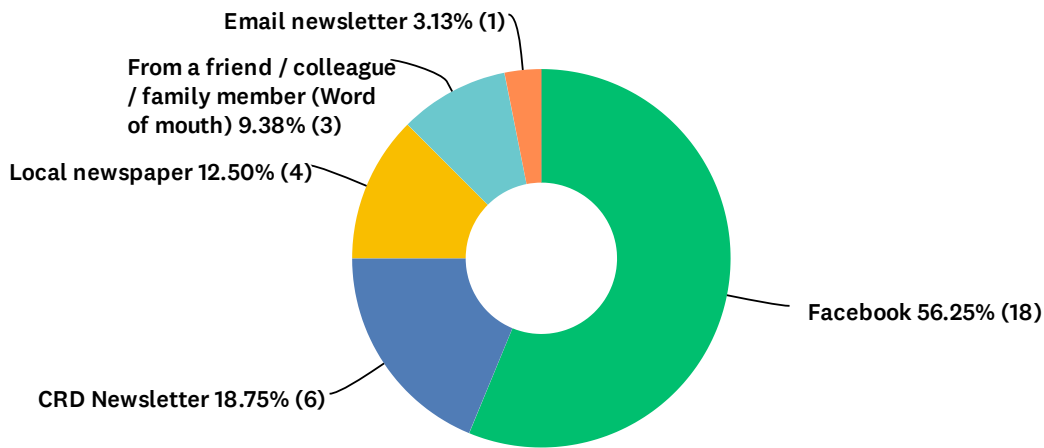
Q8 Is there anything you would like to add about service levels and availability in your area?

Answered: 16 Skipped: 21

#	RESPONSES	DATE
1	Contribution Services Public transit for Kersley should be considered a priority.	2/18/2025 6:43 AM
2	Solid Waste I don't support curbside garbage collection for Red Bluff. Expanding waste management services and increasing taxes penalizes households that make the extra effort to minimize waste production (by shopping conscientiously, recycling, composting, etc.) by forcing them to subsidize those that produce more garbage. Furthermore, offering curbside trash pick-up without curbside recycling will only incentivize people to throw out items that should be recycled.	2/16/2025 8:16 PM
3	Development Way too much cost and red tape to build new houses on private property.	2/15/2025 7:31 AM
4	Non-CRD Services Clearing end of driveways after the grade plows you in	2/13/2025 4:17 PM
5	no	2/10/2025 5:14 PM
6	Non-CRD Services Recreation Taxes police, fire and health as well as affordable housing should be prioritised over increasing recreational (again) as the older demographic find it difficult to use the recreational facilities due to lack of transport out of the city itself, and cost when on a fixed income. Given how society is changing I would prefer to see a change in emphasis for some services	2/10/2025 3:49 PM
7	Utilities Add sewer & water services for Ellison Subdivision	2/10/2025 1:24 PM
8	Administration Economic Development Libraries Taxes I have limited services, yet i am taxed on crap that i will never in a million years use. IE: Libraries, economic development and all the admin tax rates	2/7/2025 3:13 PM
9	Solid Waste Speed up the garbage pickup plans in Red Bluff and with the City build a decent recycling depot with decent management. Dont just contract it out and be done with it.	2/4/2025 6:38 AM
10	Airports Development Recreation Solid Waste Organics compost facility or service would be nice. Increased flights into and out of Quesnel Airport. Faster building permits and inspections. Increased maintenance and upgrades to existing public facilities (ie rec center in Quesnel is on very poor shape). Trails in Quesnel are awesome!	2/3/2025 2:03 PM
11	Non-CRD Services Not sure if budget has anything to do with it, however sidewalks or increased speed controls on Maple Drive are so badly needed. I watch massive logging trucks, local dump truck operators and seniors speed through the school zones every single day. It's terrifying and it shouldn't take another dead child to do mitigate the risks.	2/1/2025 8:18 PM
12	Contribution Services Taxes Decrease recreation tax and increase user pay. Consider transportation services for rural areas.	2/1/2025 4:53 PM
13	Administration I think that the CRD is making leaps and and bounds in my area, I can't wait for more improvements in the coming years!	2/1/2025 8:16 AM
14	Taxes Utilities I would like to see the street lights on Maple Drive and Gook Road remove and the taxation for these lights removed. They do not improve safety, and on some corners, make being a pedestrian less safe. Giving every resident a hi-vis vest would have been a more cost effective and safer option.	1/30/2025 8:05 PM
15	Solid Waste Recycling and garbage pickup every two weeks would be nice. Especially since our taxes are going up the most of any area.	1/30/2025 8:19 AM
16	Bylaw Enforcement More bylaw enforcement - nuisance properties, animals etc would be appreciated.	1/29/2025 6:43 PM

Q9 How did you find out about this survey?

Answered: 32 Skipped: 5



ANSWER CHOICES	RESPONSES	
Facebook	56.25%	18
CRD Newsletter	18.75%	6
Local newspaper	12.50%	4
From a friend / colleague / family member (Word of mouth)	9.38%	3
Email newsletter	3.13%	1
None of the above	0.00%	0
Twitter	0.00%	0
Instagram	0.00%	0
LinkedIn	0.00%	0
Radio	0.00%	0
Poster	0.00%	0
I called the CRD	0.00%	0
Other (please specify)	0.00%	0
TOTAL		32

#	OTHER (PLEASE SPECIFY)	DATE
	There are no responses.	