


# Q1 Which Electoral Area / Municipality do you live in?

Answered: 16 Skipped: 0

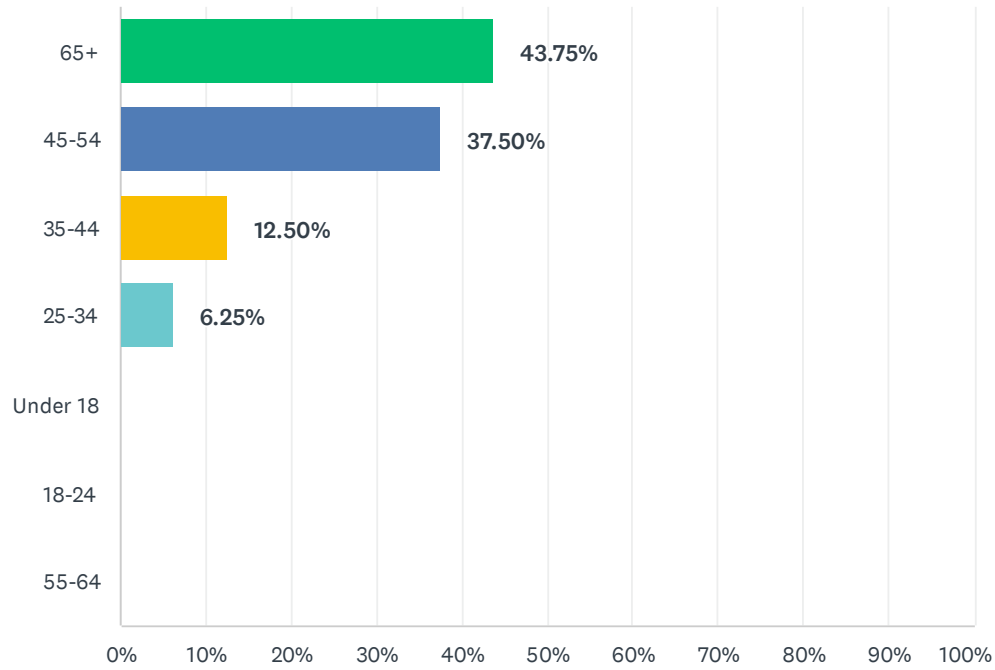


ANSWER CHOICES	RESPONSES	
Electoral Area A - Red Bluff / Quesnel South	0.00%	0
Electoral Area B - Bouchie Lake / Quesnel West	100.00%	16
Electoral Area C - Barlow / Barkerville	0.00%	0
Electoral Area D - McLeese Lake / Williams Lake North	0.00%	0
Electoral Area E - Dog Creek / Hodgson / South Lakeside	0.00%	0
Electoral Area F - 150 Mile / Likely / Horsefly	0.00%	0
Electoral Area G - 108 Mile / Lac La Hache	0.00%	0
Electoral Area H - Canim Lake / Forest Grove	0.00%	0
Electoral Area I - Nazko / West Fraser	0.00%	0
Electoral Area J - West Chilcotin / Anahim Lake / Nimpo Lake	0.00%	0
Electoral Area K - East Chilcotin / Alexis Creek / Riske Creek	0.00%	0
Electoral Area L - Interlakes / Lone Butte	0.00%	0
District of 100 Mile House	0.00%	0
City of Quesnel	0.00%	0
District of Wells	0.00%	0
City of Williams Lake	0.00%	0
I don't live in the Cariboo Regional District (please specify which community you live in)	0.00%	0
<b>TOTAL</b>		<b>16</b>

#	I DON'T LIVE IN THE CARIBOO REGIONAL DISTRICT (PLEASE SPECIFY WHICH COMMUNITY YOU LIVE IN)	DATE
	There are no responses.	

## Q2 What is your age?

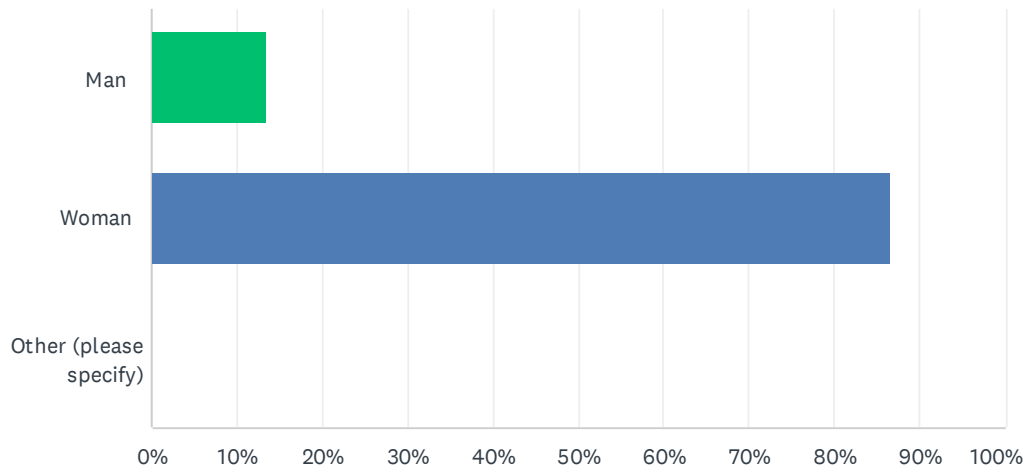
Answered: 16 Skipped: 0



ANSWER CHOICES	RESPONSES	
65+	43.75%	7
45-54	37.50%	6
35-44	12.50%	2
25-34	6.25%	1
Under 18	0.00%	0
18-24	0.00%	0
55-64	0.00%	0
<b>TOTAL</b>		<b>16</b>

### Q3 I am a...

Answered: 15 Skipped: 1

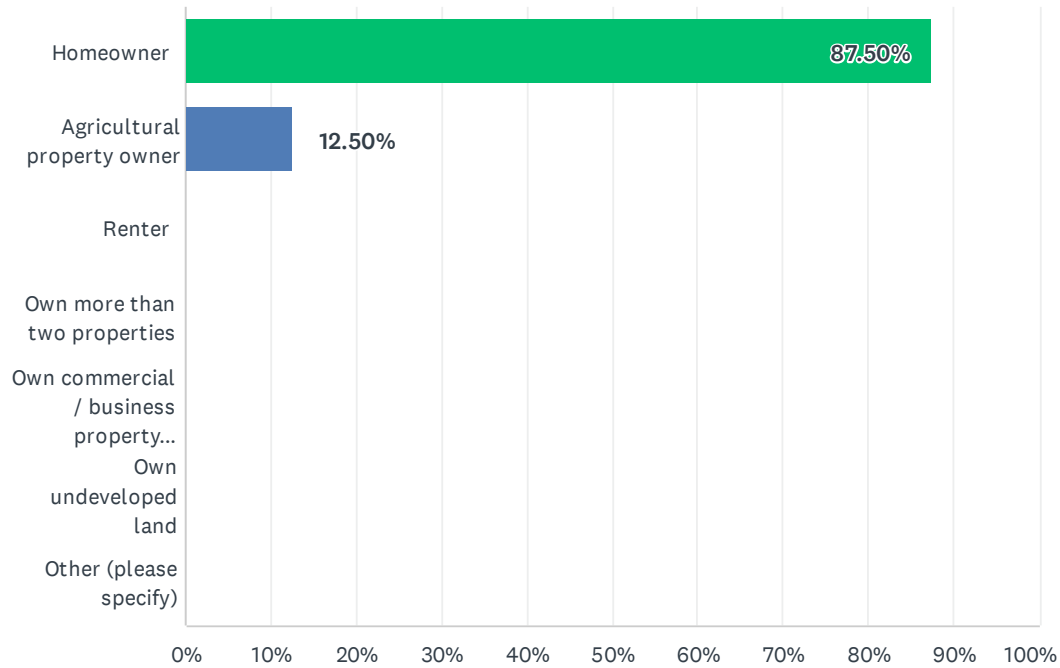


ANSWER CHOICES	RESPONSES
Man	13.33% 2
Woman	86.67% 13
Other (please specify)	0.00% 0
<b>TOTAL</b>	<b>15</b>

#	OTHER (PLEASE SPECIFY)	DATE
	There are no responses.	

### Q4 What is your property ownership status? Check all that apply.

Answered: 16 Skipped: 0

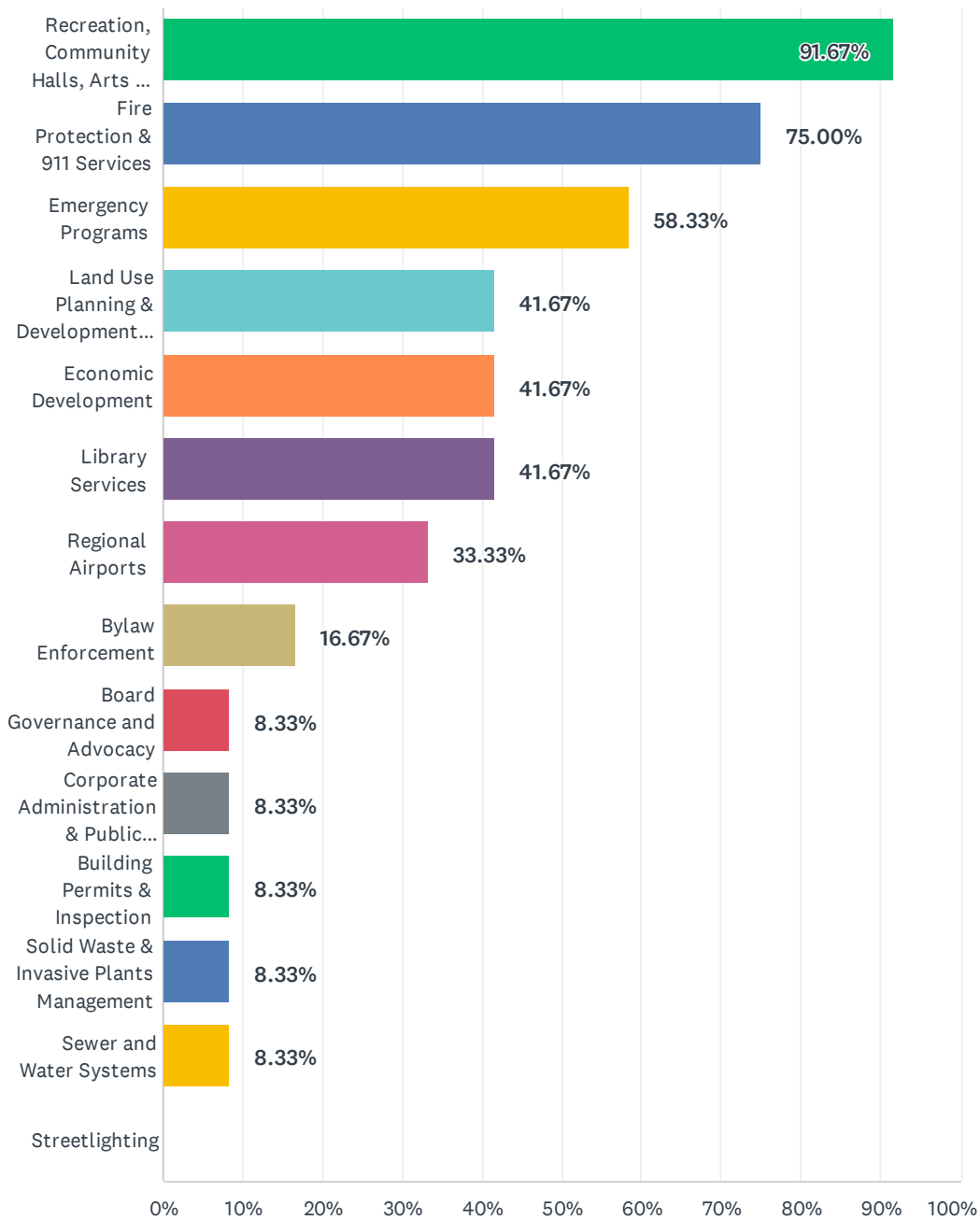


ANSWER CHOICES	RESPONSES	
Homeowner	87.50%	14
Agricultural property owner	12.50%	2
Renter	0.00%	0
Own more than two properties	0.00%	0
Own commercial / business property (non-agricultural)	0.00%	0
Own undeveloped land	0.00%	0
Other (please specify)	0.00%	0
Total Respondents: 16		

#	OTHER (PLEASE SPECIFY)	DATE
There are no responses.		

### Q5 Please select the five most important regional district services for you.

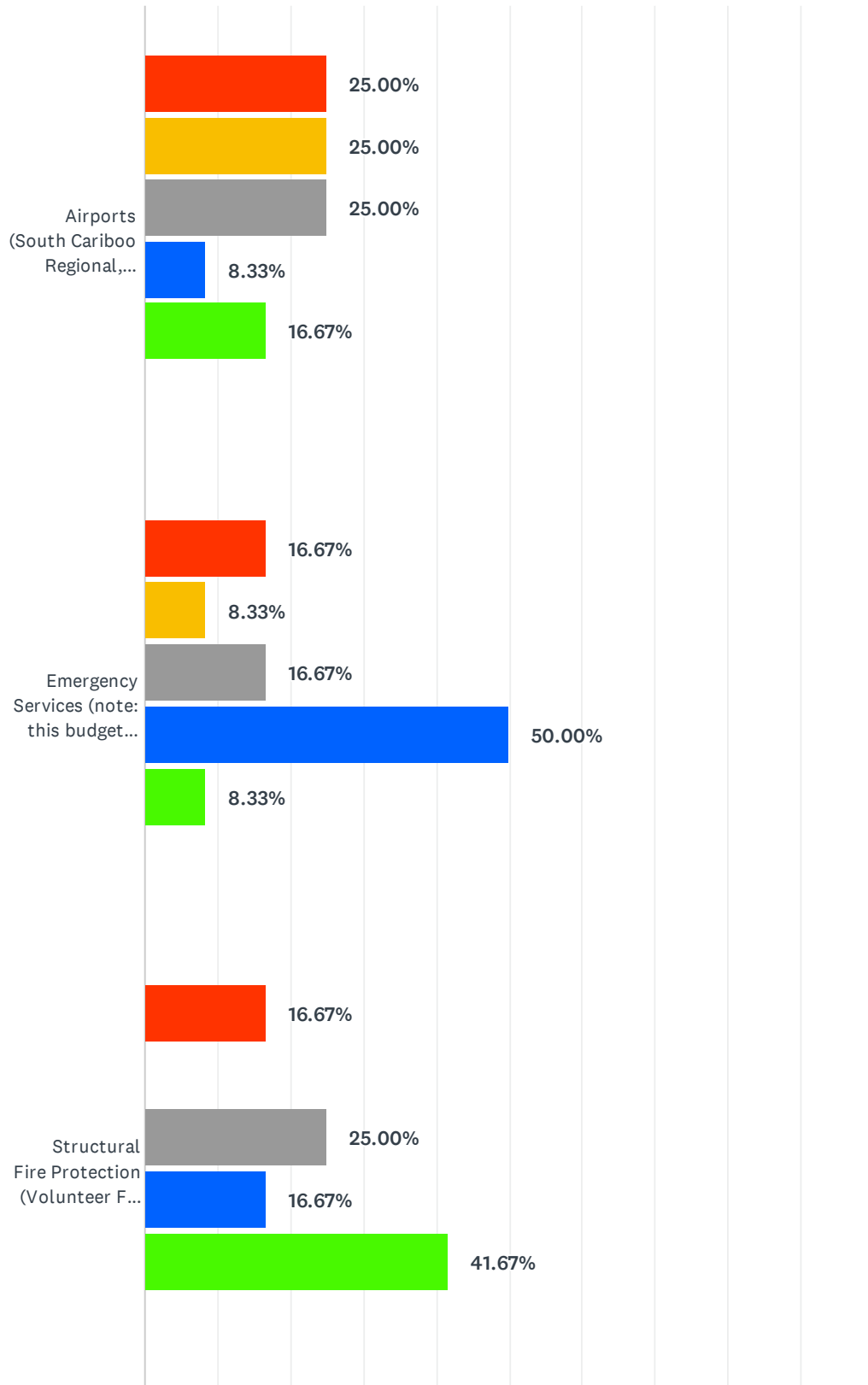
Answered: 12 Skipped: 4



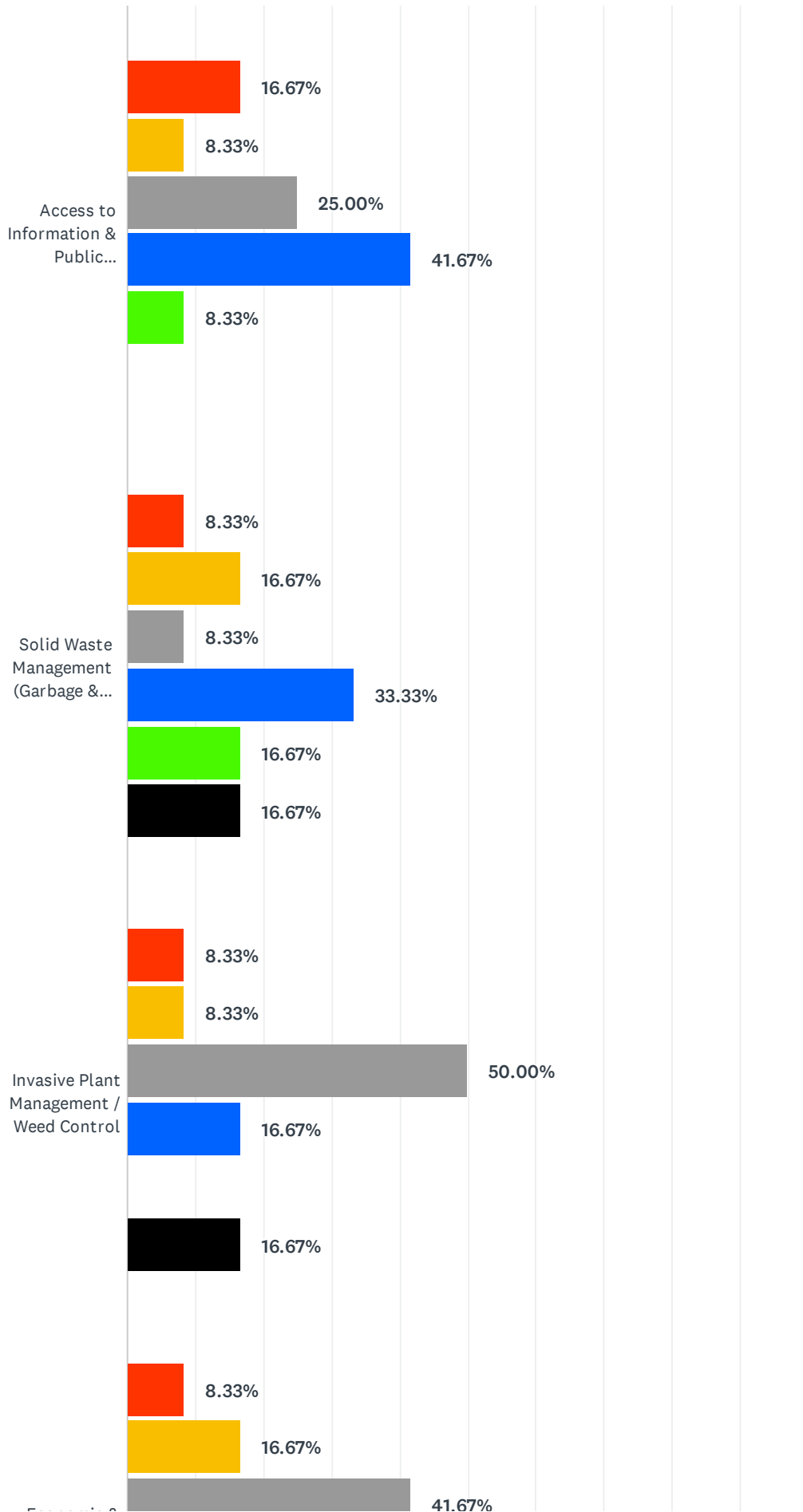
ANSWER CHOICES	RESPONSES	
Recreation, Community Halls, Arts & Culture	91.67%	11
Fire Protection & 911 Services	75.00%	9
Emergency Programs	58.33%	7
Land Use Planning & Development Regulation	41.67%	5
Economic Development	41.67%	5
Library Services	41.67%	5
Regional Airports	33.33%	4
Bylaw Enforcement	16.67%	2
Board Governance and Advocacy	8.33%	1
Corporate Administration & Public Relations	8.33%	1
Building Permits & Inspection	8.33%	1
Solid Waste & Invasive Plants Management	8.33%	1
Sewer and Water Systems	8.33%	1
Streetlighting	0.00%	0
Total Respondents: 12		

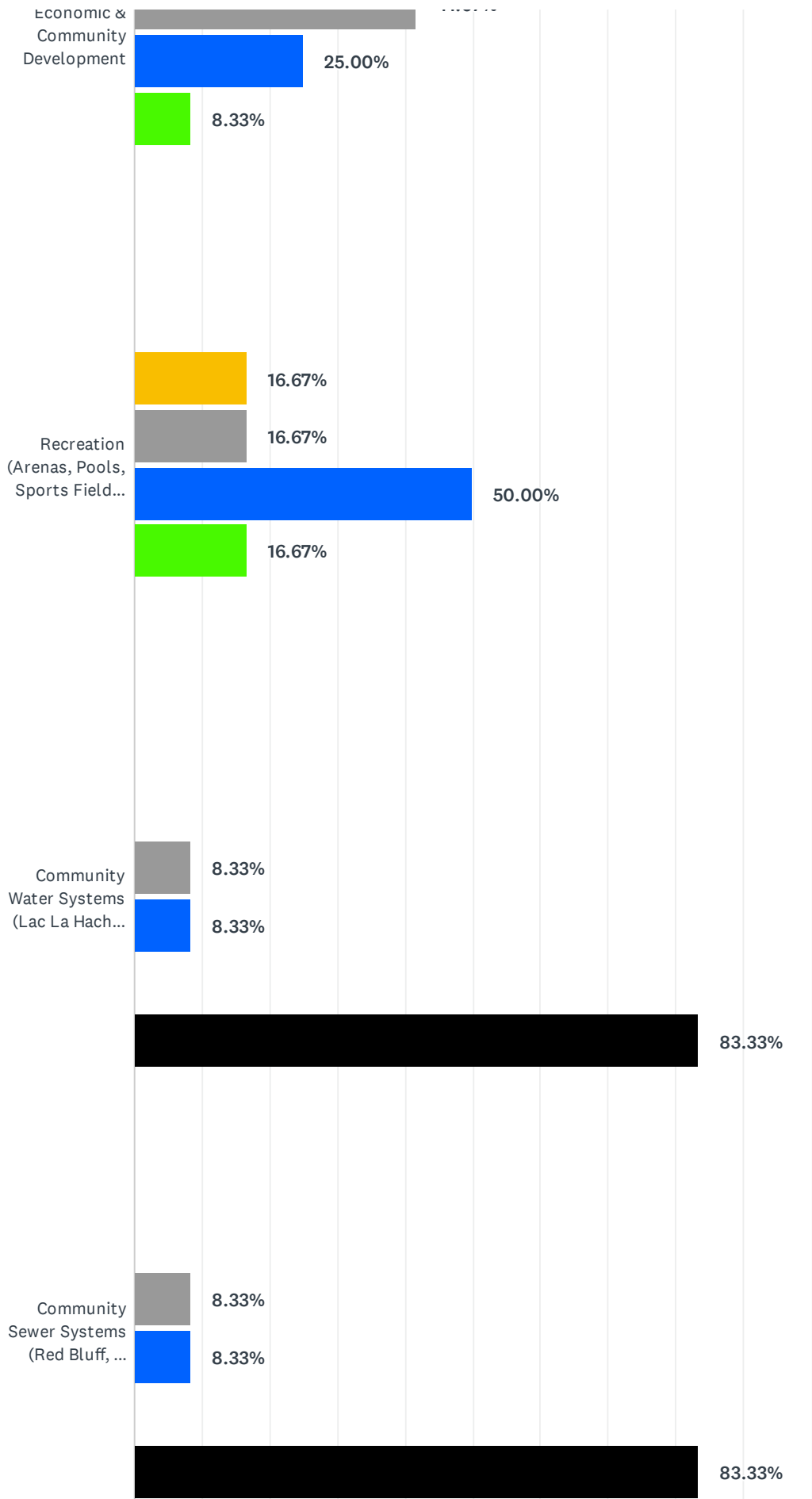
### Q6 Please rate your level of satisfaction with the level of service available in your area for the following services:

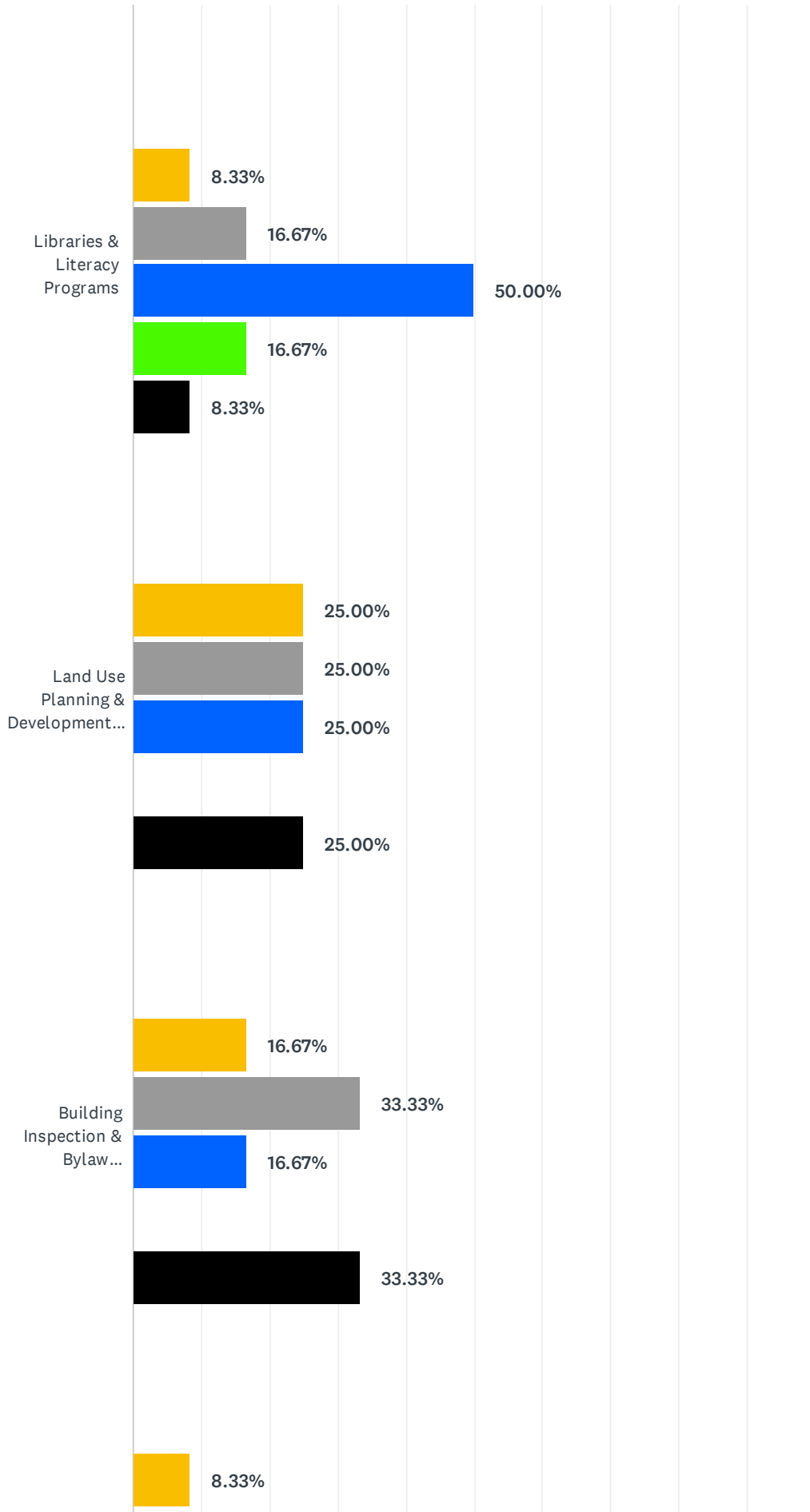
Answered: 12 Skipped: 4

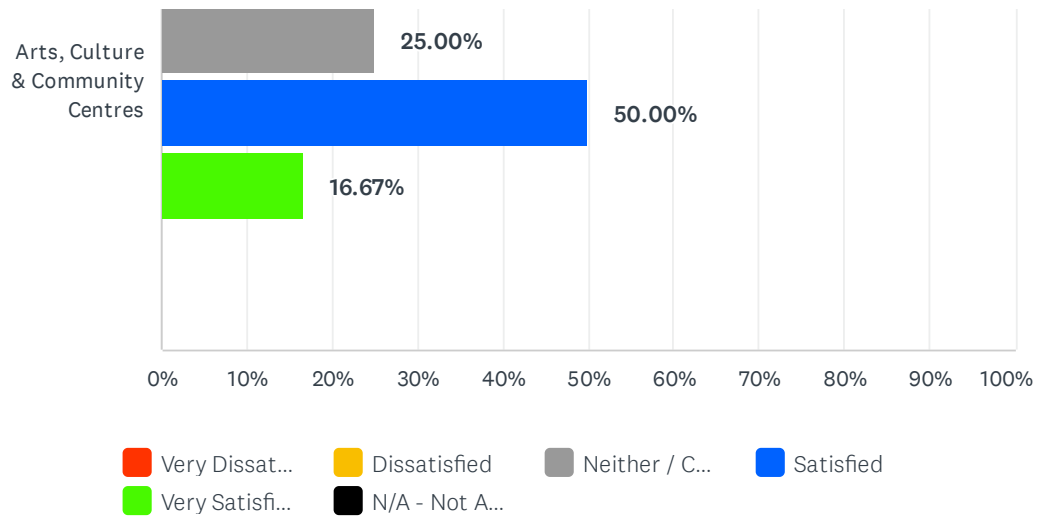








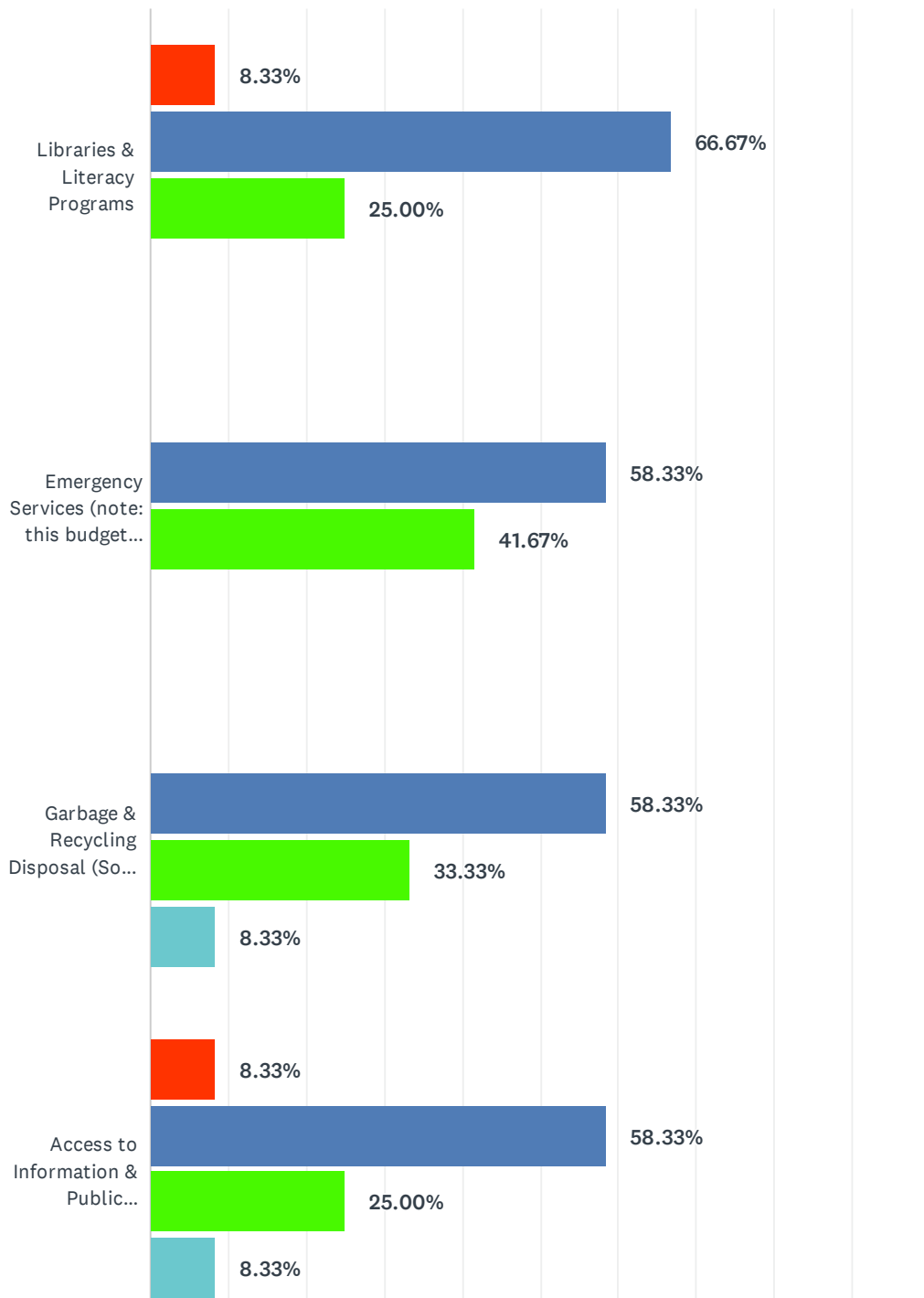


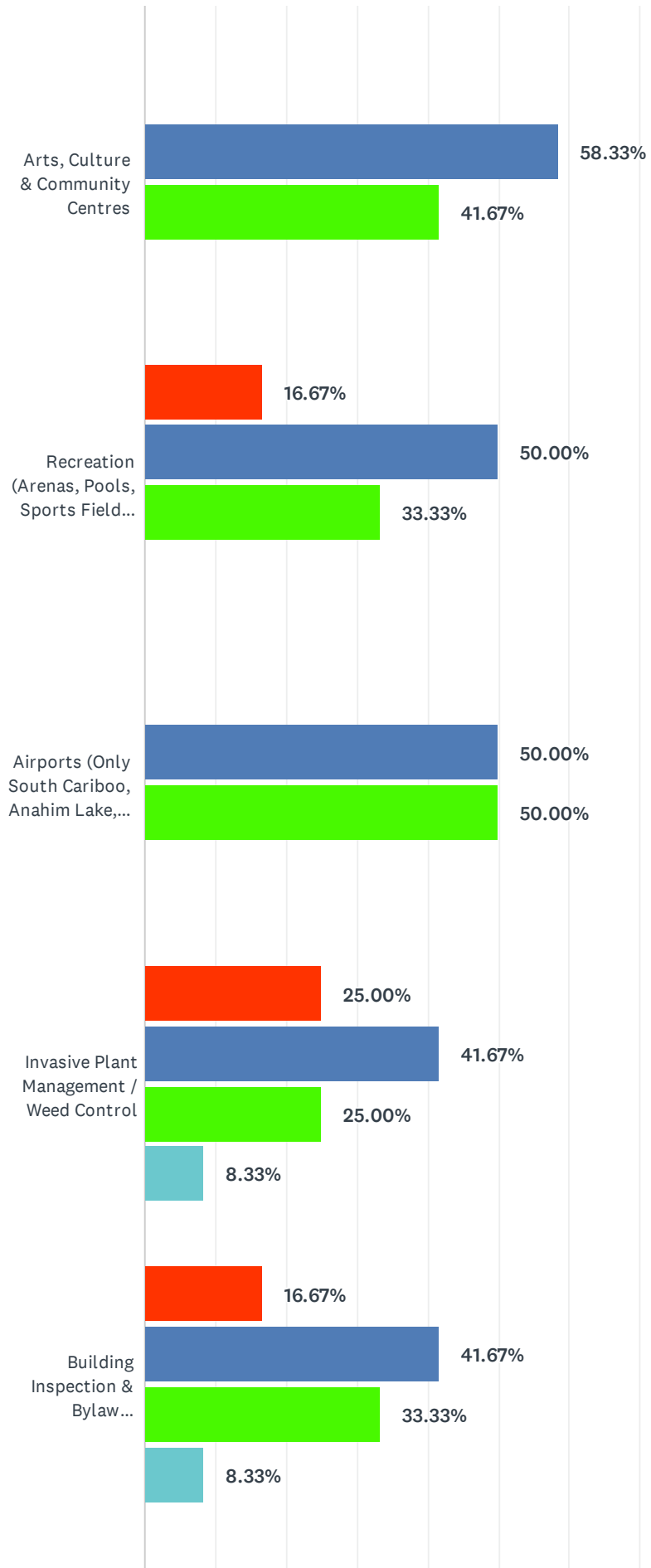


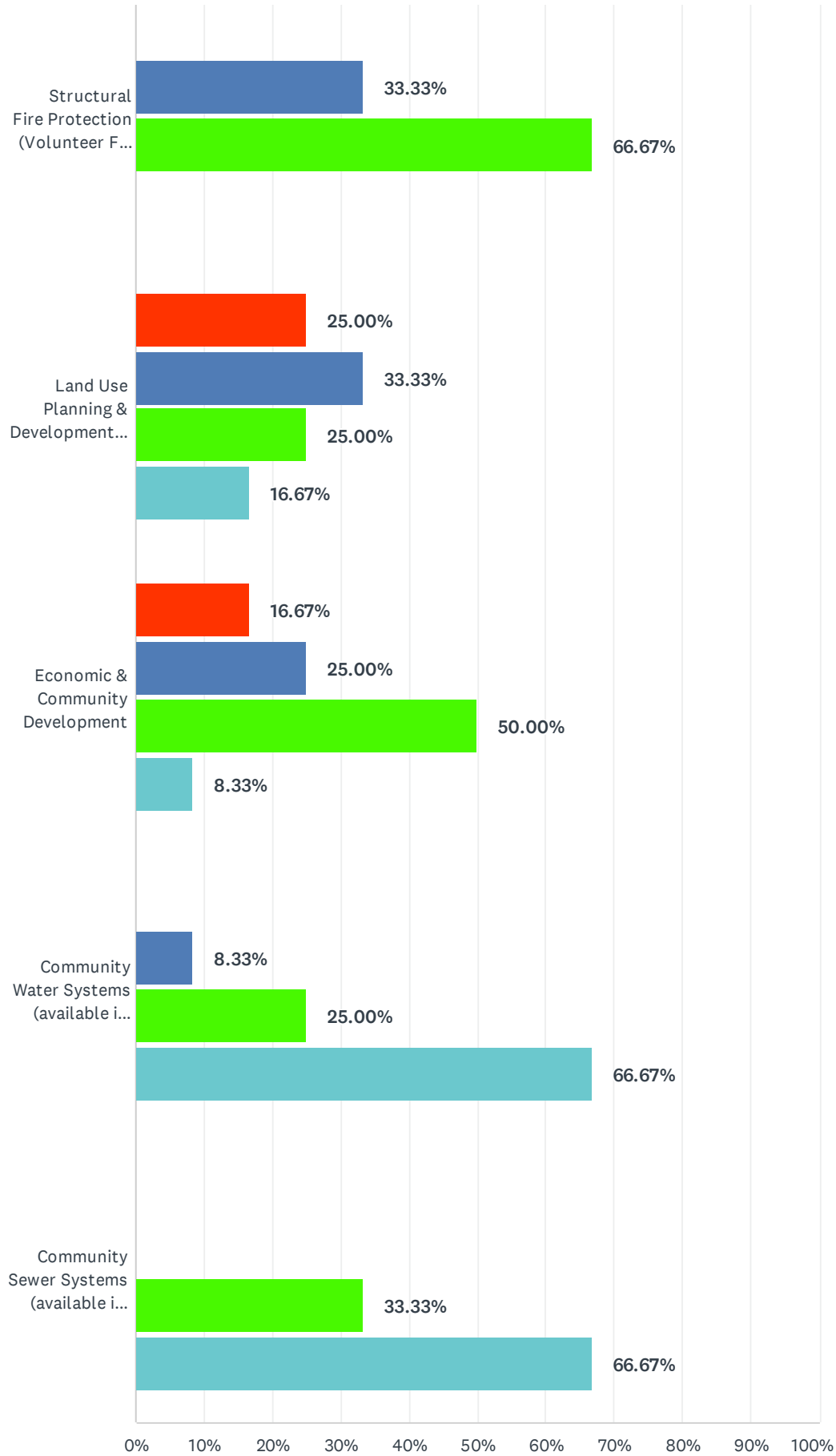
	VERY DISSATISFIED	DISSATISFIED	NEITHER / CONTENT	SATISFIED	VERY SATISFIED	N/A - NOT APPLICABLE	TOTAL
Airports (South Cariboo Regional, Anahim Lake, Quesnel, Likely)	25.00% 3	25.00% 3	25.00% 3	8.33% 1	16.67% 2	0.00% 0	12
Emergency Services (note: this budget does not fund BC Wildfire)	16.67% 2	8.33% 1	16.67% 2	50.00% 6	8.33% 1	0.00% 0	12
Structural Fire Protection (Volunteer Fire Departments)	16.67% 2	0.00% 0	25.00% 3	16.67% 2	41.67% 5	0.00% 0	12
Access to Information & Public Engagement	16.67% 2	8.33% 1	25.00% 3	41.67% 5	8.33% 1	0.00% 0	12
Solid Waste Management (Garbage & Recycling)	8.33% 1	16.67% 2	8.33% 1	33.33% 4	16.67% 2	16.67% 2	12
Invasive Plant Management / Weed Control	8.33% 1	8.33% 1	50.00% 6	16.67% 2	0.00% 0	16.67% 2	12
Economic & Community Development	8.33% 1	16.67% 2	41.67% 5	25.00% 3	8.33% 1	0.00% 0	12
Recreation (Arenas, Pools, Sports Fields, Trails)	0.00% 0	16.67% 2	16.67% 2	50.00% 6	16.67% 2	0.00% 0	12
Community Water Systems (Lac La Hache, Alexis Creek, Benjamin, 103 & 108 Mile, Forest Grove, Gateway, Horse Lake, Lexington, Russet Bluff, Canim Lake)	0.00% 0	0.00% 0	8.33% 1	8.33% 1	0.00% 0	83.33% 10	12
Community Sewer Systems (Red Bluff, Lac La Hache, Alexis Creek, Wildwood, Pine Valley)	0.00% 0	0.00% 0	8.33% 1	8.33% 1	0.00% 0	83.33% 10	12
Libraries & Literacy Programs	0.00% 0	8.33% 1	16.67% 2	50.00% 6	16.67% 2	8.33% 1	12
Land Use Planning & Development Regulation	0.00% 0	25.00% 3	25.00% 3	25.00% 3	0.00% 0	25.00% 3	12
Building Inspection & Bylaw Enforcement	0.00% 0	16.67% 2	33.33% 4	16.67% 2	0.00% 0	33.33% 4	12
Arts, Culture & Community Centres	0.00% 0	8.33% 1	25.00% 3	50.00% 6	16.67% 2	0.00% 0	12

**Q7 Should the CRD increase, decrease, or maintain existing levels of service for the following functions? Note: Increasing service availability/levels requires additional funding from taxation or user fees since costs would increase, whereas a decrease in service availability/levels generally does not. Maintaining existing services would see only increases for inflation.**

Answered: 12 Skipped: 4









■ Decrease s... 
 ■ Keep it the ... 
 ■ Increase se... 
 ■ N/A - Not A...

	DECREASE SERVICES	KEEP IT THE SAME	INCREASE SERVICES	N/A - NOT APPLICABLE	TOTAL
Libraries & Literacy Programs	8.33% 1	66.67% 8	25.00% 3	0.00% 0	12
Emergency Services (note: this budget does not fund BC Wildfire)	0.00% 0	58.33% 7	41.67% 5	0.00% 0	12
Garbage & Recycling Disposal (Solid Waste Management)	0.00% 0	58.33% 7	33.33% 4	8.33% 1	12
Access to Information & Public Engagement	8.33% 1	58.33% 7	25.00% 3	8.33% 1	12
Arts, Culture & Community Centres	0.00% 0	58.33% 7	41.67% 5	0.00% 0	12
Recreation (Arenas, Pools, Sports Fields, Trails)	16.67% 2	50.00% 6	33.33% 4	0.00% 0	12
Airports (Only South Cariboo, Anahim Lake, Quesnel & Likely)	0.00% 0	50.00% 6	50.00% 6	0.00% 0	12
Invasive Plant Management / Weed Control	25.00% 3	41.67% 5	25.00% 3	8.33% 1	12
Building Inspection & Bylaw Enforcement	16.67% 2	41.67% 5	33.33% 4	8.33% 1	12
Structural Fire Protection (Volunteer Fire Departments)	0.00% 0	33.33% 4	66.67% 8	0.00% 0	12
Land Use Planning & Development Regulation	25.00% 3	33.33% 4	25.00% 3	16.67% 2	12
Economic & Community Development	16.67% 2	25.00% 3	50.00% 6	8.33% 1	12
Community Water Systems (available in only 11 rural communities)	0.00% 0	8.33% 1	25.00% 3	66.67% 8	12
Community Sewer Systems (available in only 6 rural communities)	0.00% 0	0.00% 0	33.33% 4	66.67% 8	12

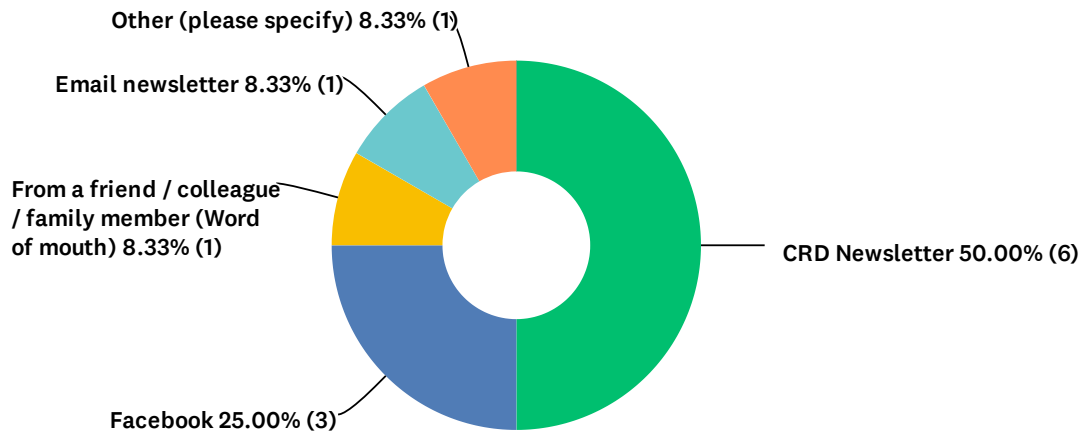
## Q8 Is there anything you would like to add about service levels and availability in your area?

Answered: 9 Skipped: 7

#	RESPONSES	DATE
1	<b>Taxes</b> I couldn't find any mention of last year's strike when you failed to provide most of the above services for two whole months. If the purpose of taxation is to recover costs then we should expect a reduction in our taxes in accordance with what I assume must have been a huge savings in payroll. Where did that money go? Two months worth of wages for the majority of your staff evaporated without impacting the budget? The options you present us with are: unchanged taxation for reduced services, increased taxation for the same services (which I assume must include two months annually of unscheduled shutdown going forward or else there will need to be even larger increases to cover the extra two months of payroll every year), or the third option, heavy increases in taxation for what I assume equates to increased staffing with no corresponding effect on service. You have no right to increase or even maintain taxation levels given last year's total failure to do your jobs.	2/18/2025 1:37 PM
2	<b>Taxes</b> Reduce your budget to stay within means and reduce tax Increases on already precarious families and businesses. Cut your staff and services to what matters most.	2/16/2025 11:06 AM
3	<b>Solid Waste</b> <b>Utilities</b> Would really like my rural location (about 30 km North of Quesnel) to have some services - water, sewer or even garbage pickup.	2/13/2025 9:34 AM
4	<b>Recreation</b> The area B director needs to engage and communicate with the community more than what's currently being done. She is making decisions on her own without proper consultation with the public and she has far too much control over the BLRC decision making.	2/11/2025 9:22 AM
5	<b>Utilities</b> Add sewer swrvice to Bouchie Lake areaand possibly water service for both Bouchie and Ten Mile Lake areas	2/9/2025 3:12 PM
6	<b>Non-CRD Services</b> Find a new airline to service this community. Central Mountain Air is not reliable	2/4/2025 6:55 AM
7	<b>Non-CRD Services</b> More doctors	1/30/2025 8:00 AM
8	<b>Non-CRD Services</b> Healthcare is very hard to access in Quesnel. No walk in clinic and years long wait list to get a family doctor. ER wait time is hours long most days... I think healthcare should be priority #1	1/30/2025 1:57 AM
9	<b>Non-CRD Services</b> Traffic speed limit enforcement in school zones (Bouchie Lake)	1/29/2025 4:05 PM

## Q9 How did you find out about this survey?

Answered: 12 Skipped: 4



ANSWER CHOICES	RESPONSES	
CRD Newsletter	50.00%	6
Facebook	25.00%	3
From a friend / colleague / family member (Word of mouth)	8.33%	1
Email newsletter	8.33%	1
Other (please specify)	8.33%	1
None of the above	0.00%	0
Twitter	0.00%	0
Instagram	0.00%	0
LinkedIn	0.00%	0
Local newspaper	0.00%	0
Radio	0.00%	0
Poster	0.00%	0
I called the CRD	0.00%	0
<b>TOTAL</b>		<b>12</b>

#	OTHER (PLEASE SPECIFY)	DATE
1	CRD director	2/7/2025 12:38 PM