

Q1 Which Electoral Area / Municipality do you live in?

Answered: 7 Skipped: 0

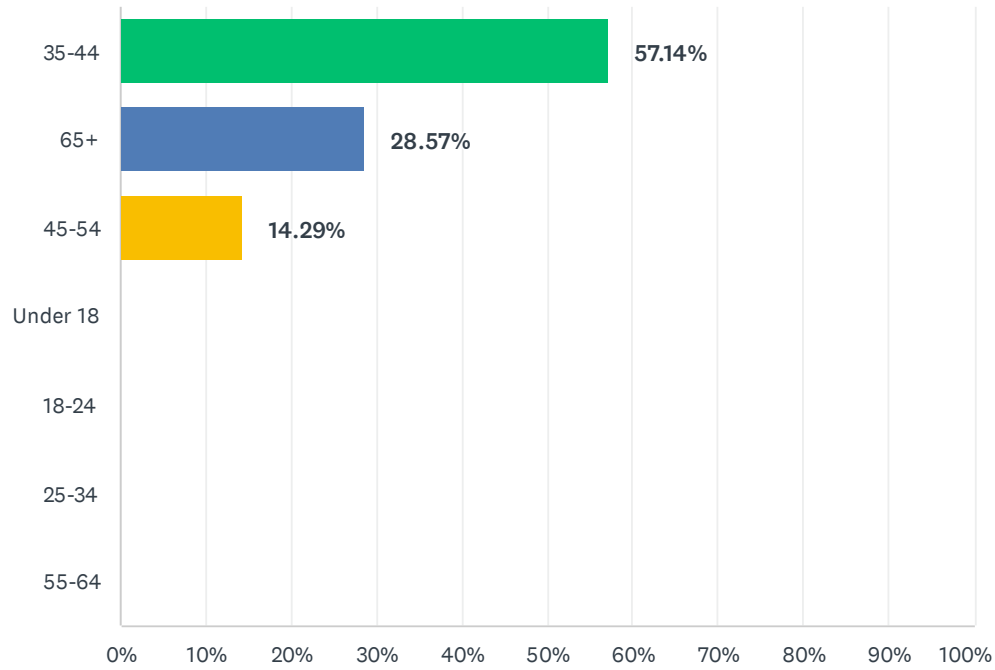


ANSWER CHOICES	RESPONSES	
Electoral Area A - Red Bluff / Quesnel South	0.00%	0
Electoral Area B - Bouchie Lake / Quesnel West	0.00%	0
Electoral Area C - Barlow / Barkerville	100.00%	7
Electoral Area D - McLeese Lake / Williams Lake North	0.00%	0
Electoral Area E - Dog Creek / Hodgson / South Lakeside	0.00%	0
Electoral Area F - 150 Mile / Likely / Horsefly	0.00%	0
Electoral Area G - 108 Mile / Lac La Hache	0.00%	0
Electoral Area H - Canim Lake / Forest Grove	0.00%	0
Electoral Area I - Nazko / West Fraser	0.00%	0
Electoral Area J - West Chilcotin / Anahim Lake / Nimpo Lake	0.00%	0
Electoral Area K - East Chilcotin / Alexis Creek / Riske Creek	0.00%	0
Electoral Area L - Interlakes / Lone Butte	0.00%	0
District of 100 Mile House	0.00%	0
City of Quesnel	0.00%	0
District of Wells	0.00%	0
City of Williams Lake	0.00%	0
I don't live in the Cariboo Regional District (please specify which community you live in)	0.00%	0
TOTAL		7

#	I DON'T LIVE IN THE CARIBOO REGIONAL DISTRICT (PLEASE SPECIFY WHICH COMMUNITY YOU LIVE IN)	DATE
	There are no responses.	

Q2 What is your age?

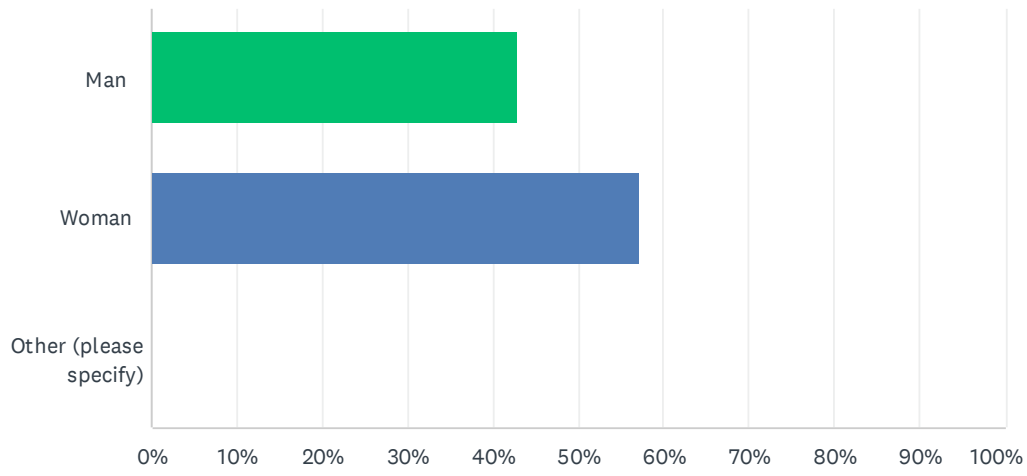
Answered: 7 Skipped: 0



ANSWER CHOICES	RESPONSES	
35-44	57.14%	4
65+	28.57%	2
45-54	14.29%	1
Under 18	0.00%	0
18-24	0.00%	0
25-34	0.00%	0
55-64	0.00%	0
TOTAL		7

Q3 I am a...

Answered: 7 Skipped: 0

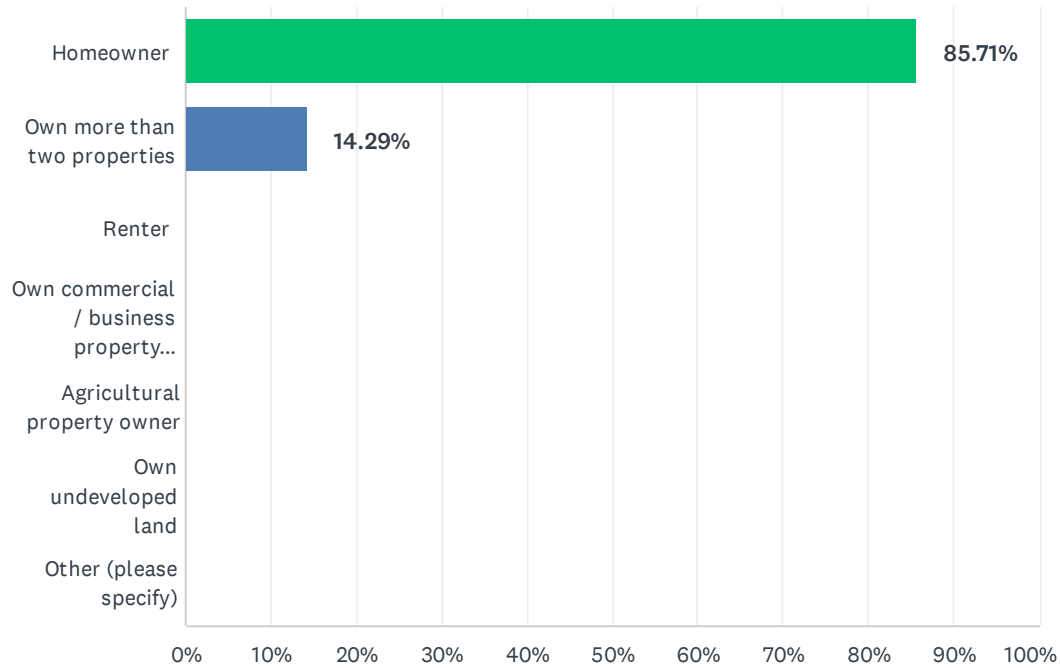


ANSWER CHOICES	RESPONSES
Man	42.86% 3
Woman	57.14% 4
Other (please specify)	0.00% 0
TOTAL	7

#	OTHER (PLEASE SPECIFY)	DATE
	There are no responses.	

Q4 What is your property ownership status? Check all that apply.

Answered: 7 Skipped: 0

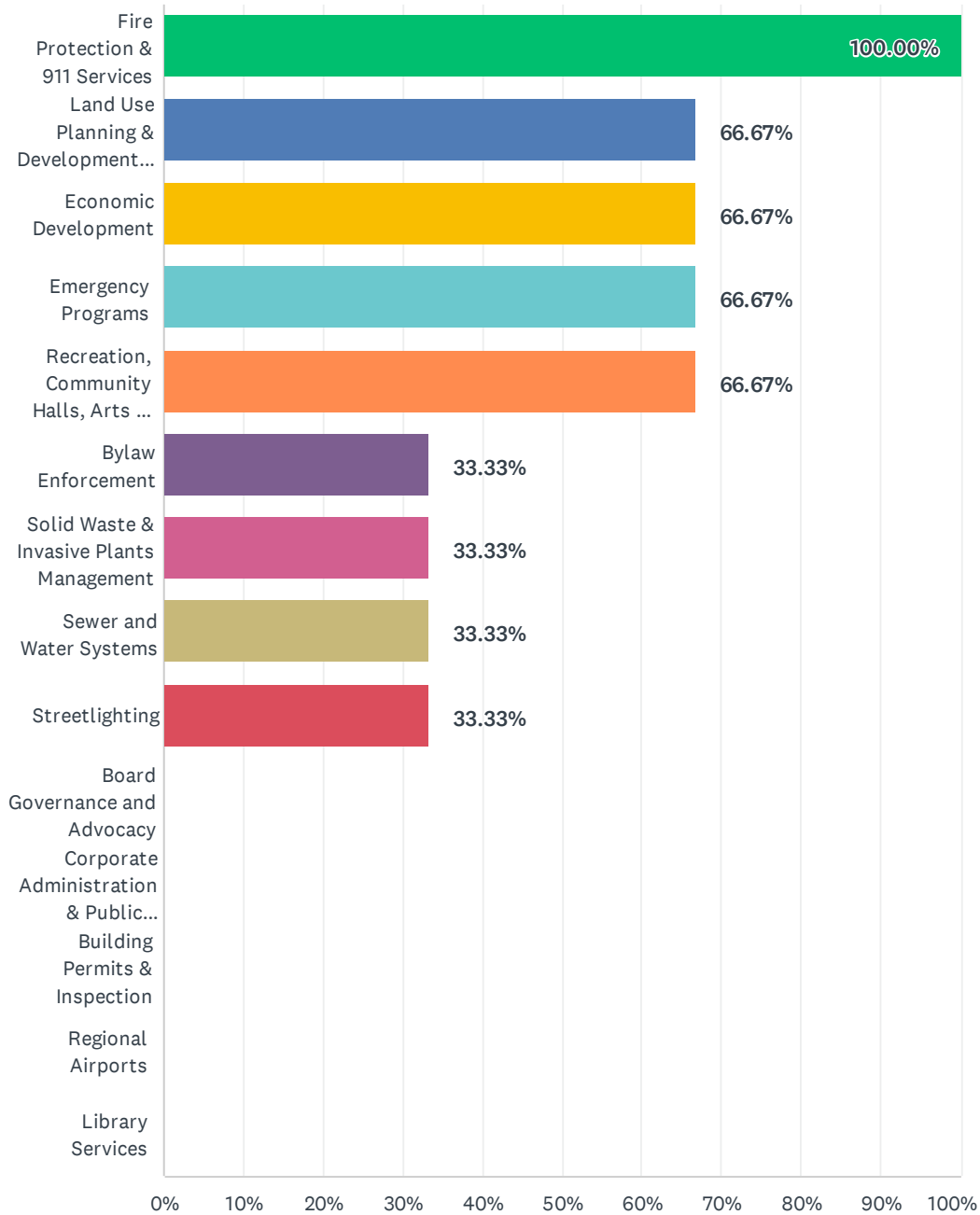


ANSWER CHOICES	RESPONSES	
Homeowner	85.71%	6
Own more than two properties	14.29%	1
Renter	0.00%	0
Own commercial / business property (non-agricultural)	0.00%	0
Agricultural property owner	0.00%	0
Own undeveloped land	0.00%	0
Other (please specify)	0.00%	0
Total Respondents: 7		

#	OTHER (PLEASE SPECIFY)	DATE
There are no responses.		

Q5 Please select the five most important regional district services for you.

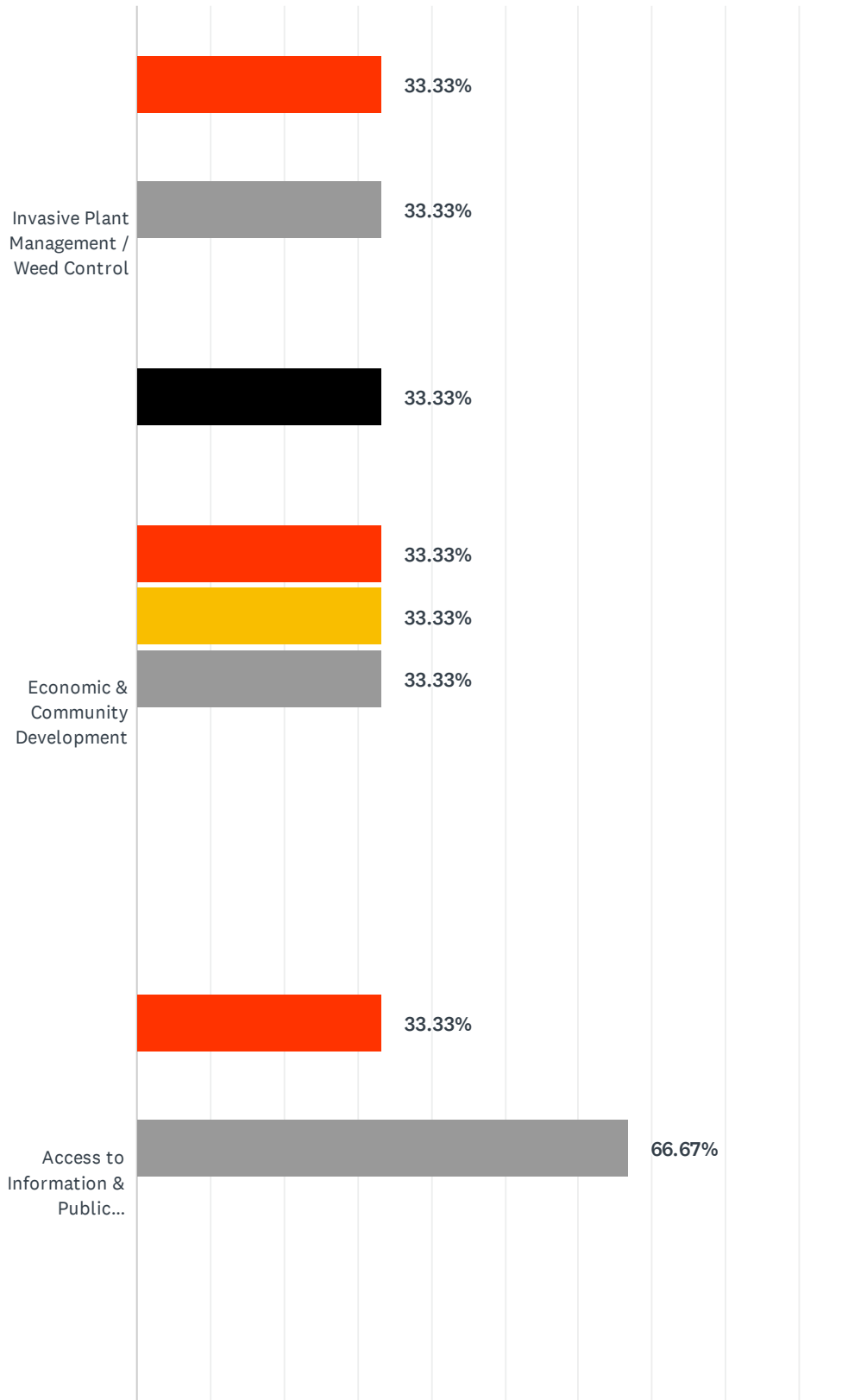
Answered: 3 Skipped: 4

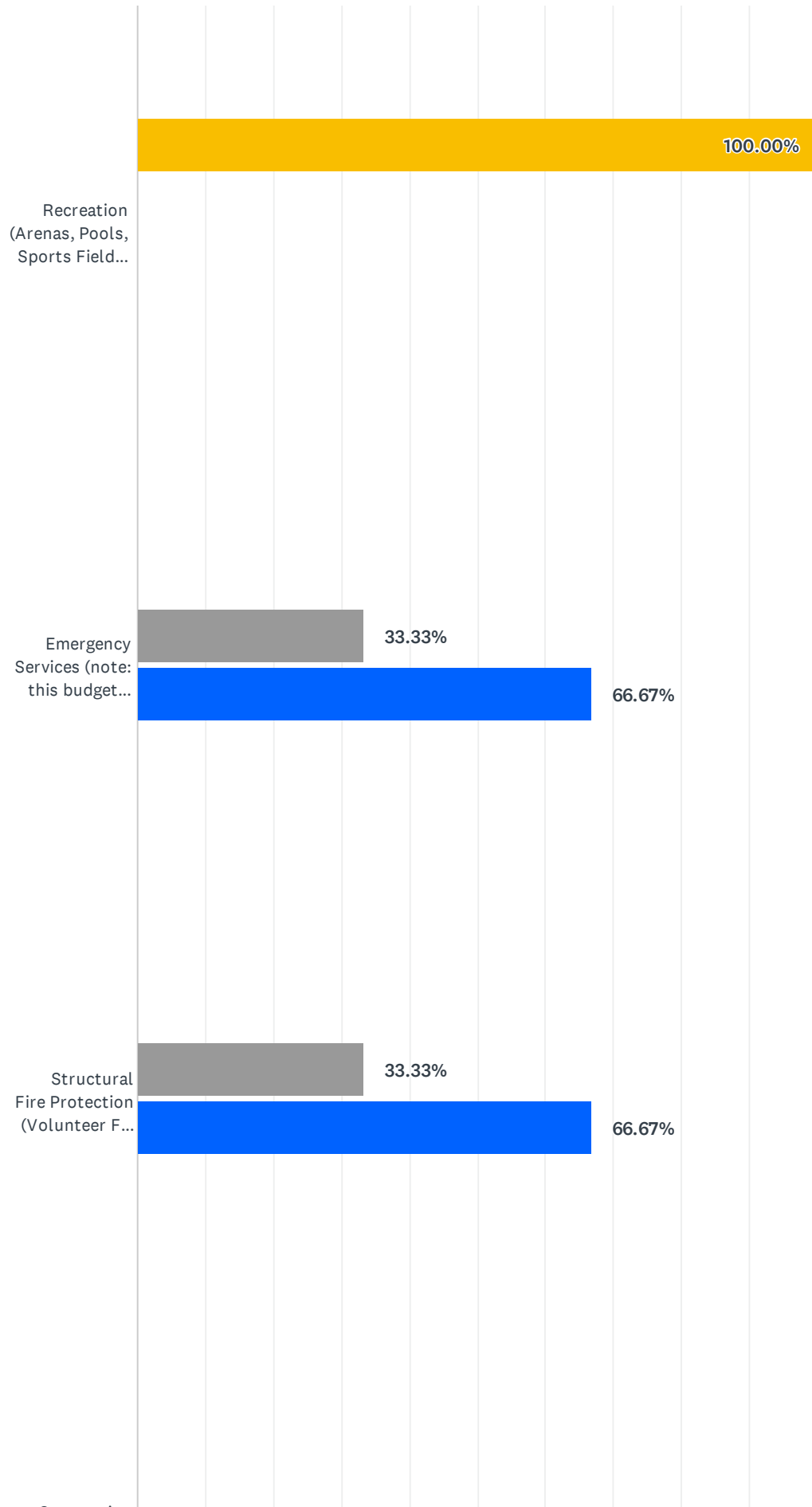


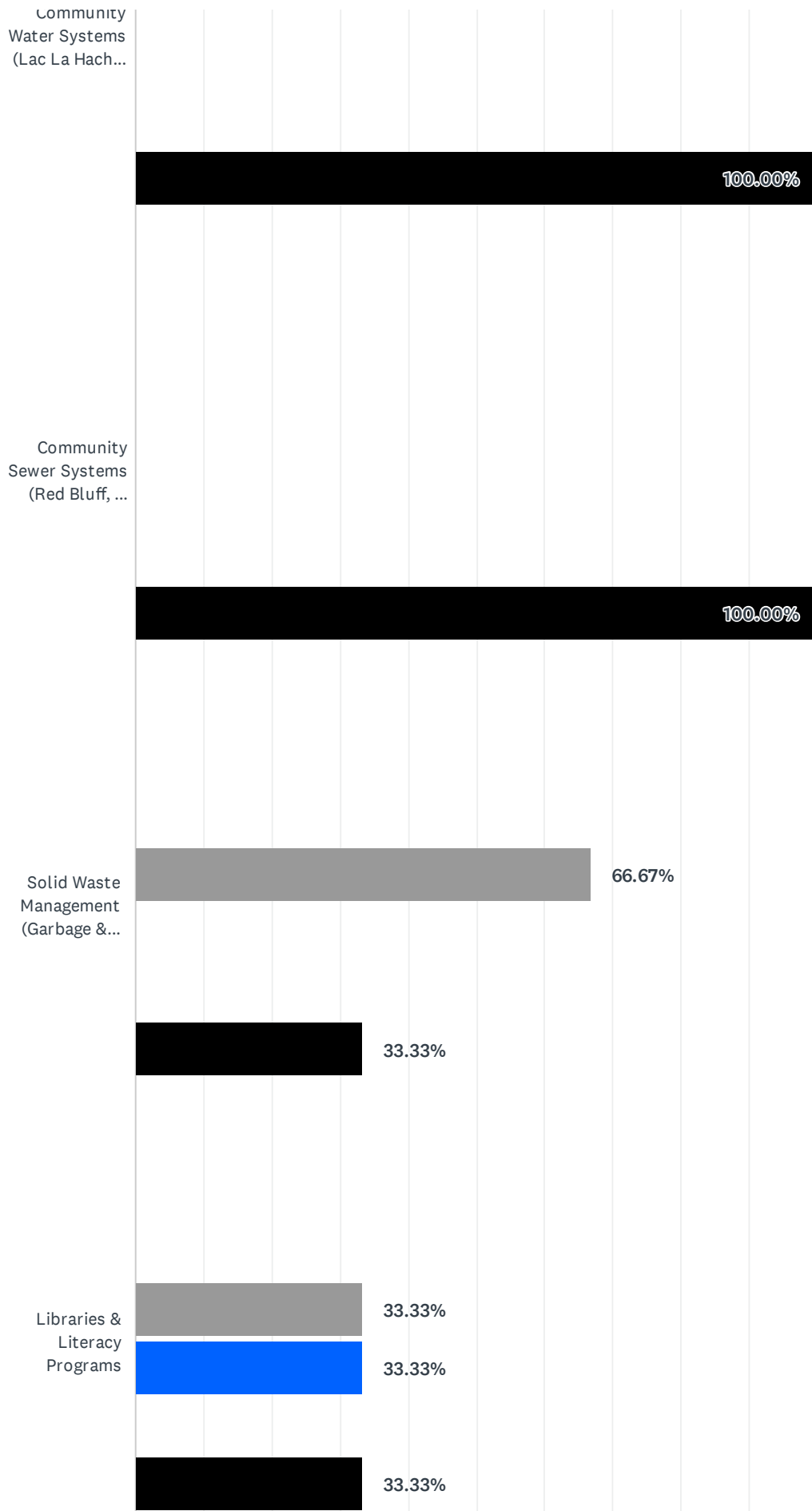
ANSWER CHOICES	RESPONSES	
Fire Protection & 911 Services	100.00%	3
Land Use Planning & Development Regulation	66.67%	2
Economic Development	66.67%	2
Emergency Programs	66.67%	2
Recreation, Community Halls, Arts & Culture	66.67%	2
Bylaw Enforcement	33.33%	1
Solid Waste & Invasive Plants Management	33.33%	1
Sewer and Water Systems	33.33%	1
Streetlighting	33.33%	1
Board Governance and Advocacy	0.00%	0
Corporate Administration & Public Relations	0.00%	0
Building Permits & Inspection	0.00%	0
Regional Airports	0.00%	0
Library Services	0.00%	0
Total Respondents: 3		

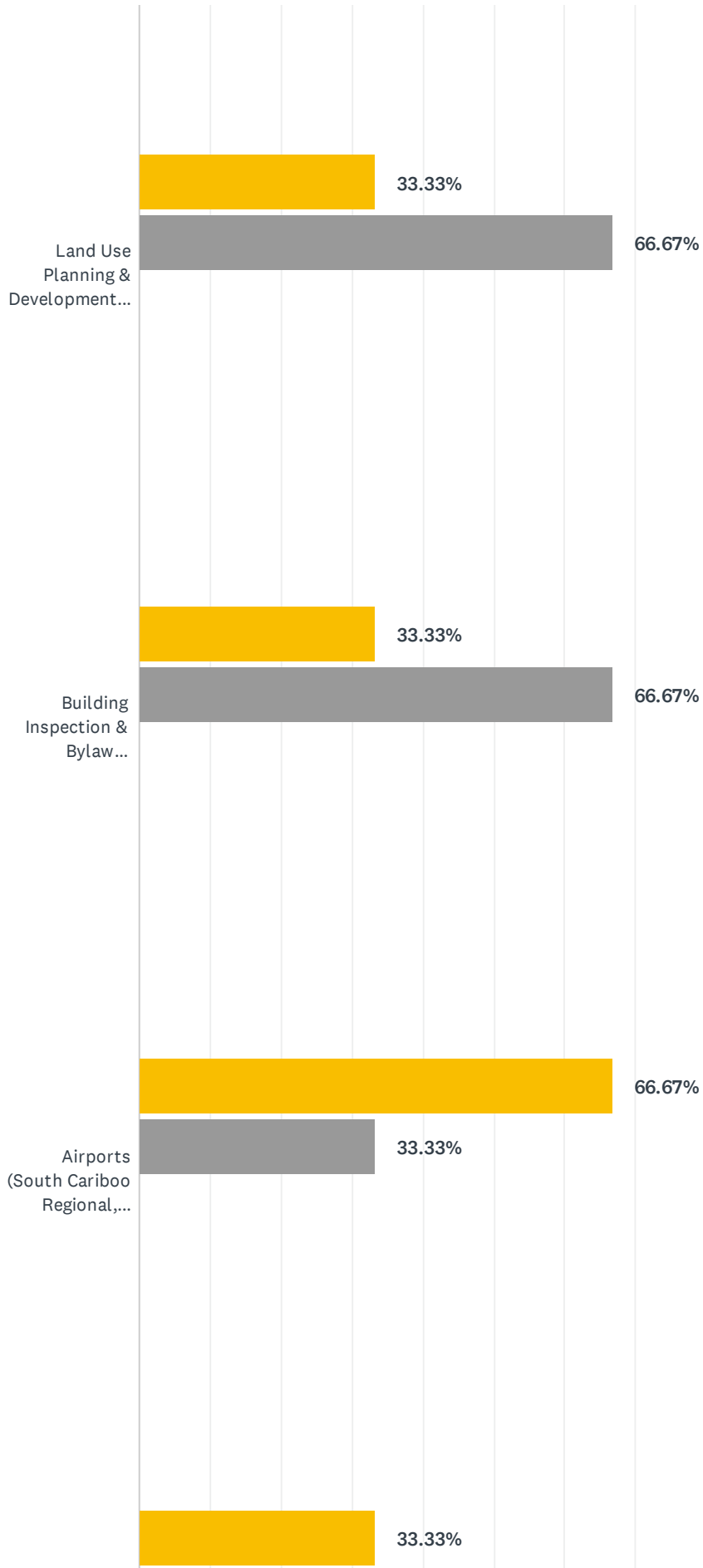
Q6 Please rate your level of satisfaction with the level of service available in your area for the following services:

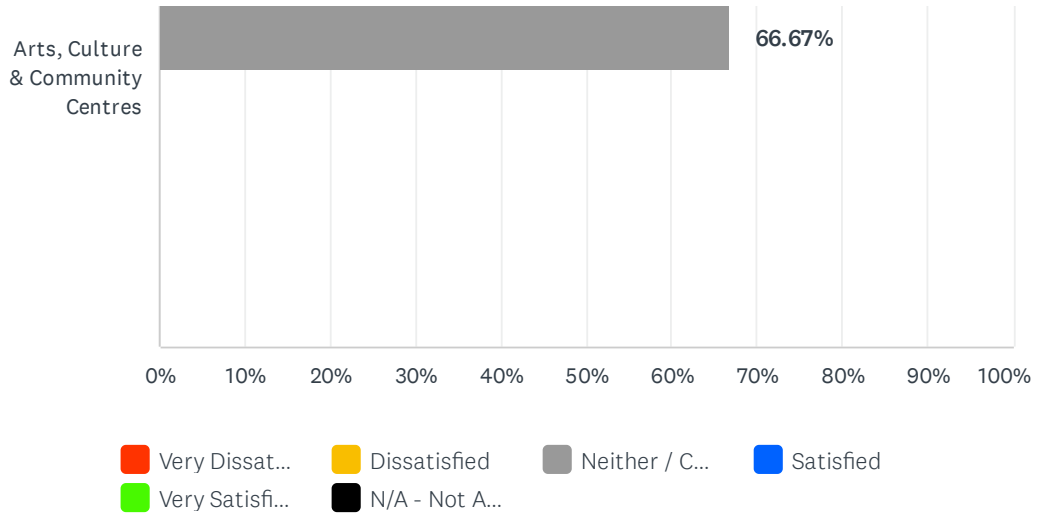
Answered: 3 Skipped: 4







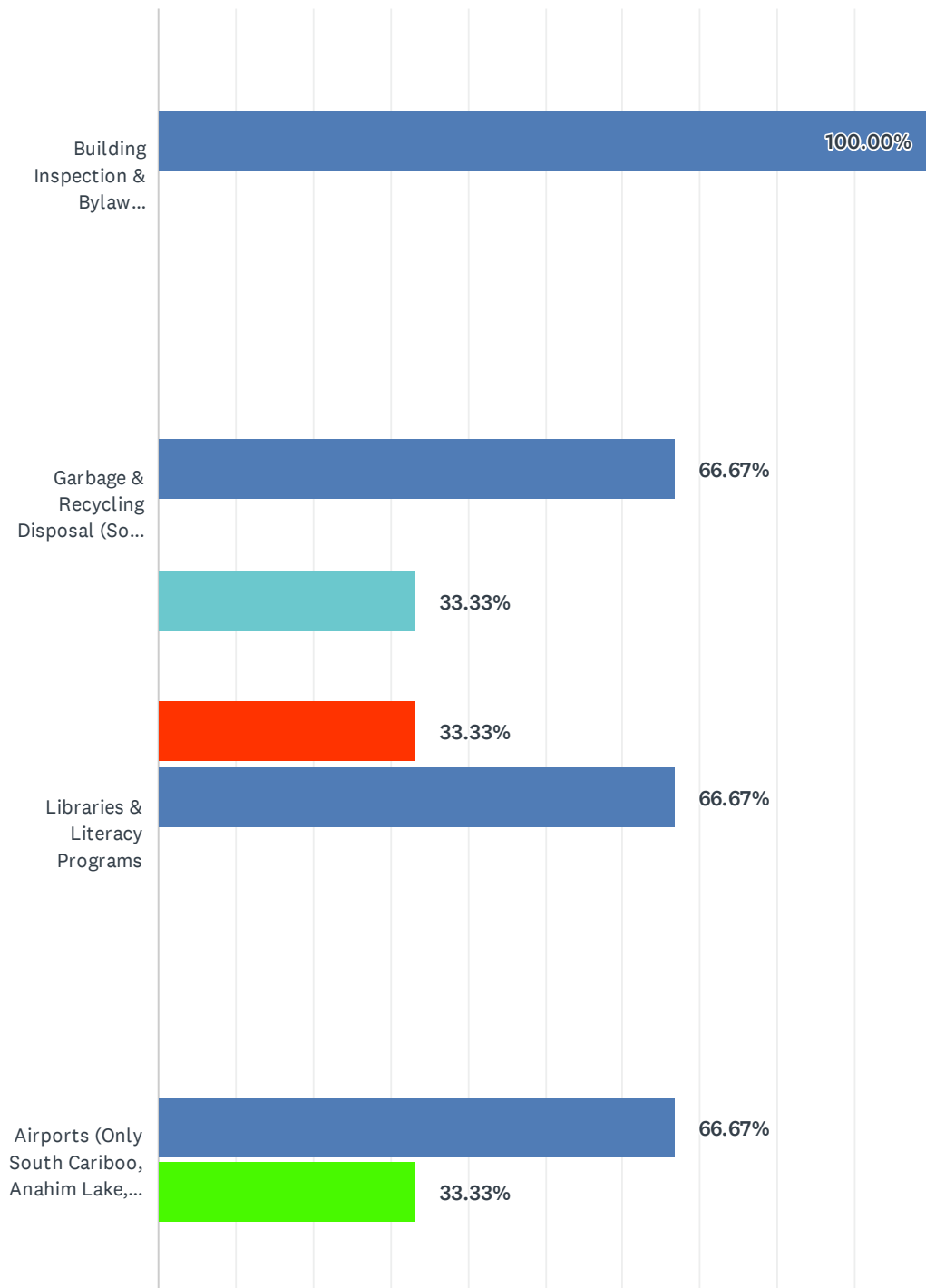


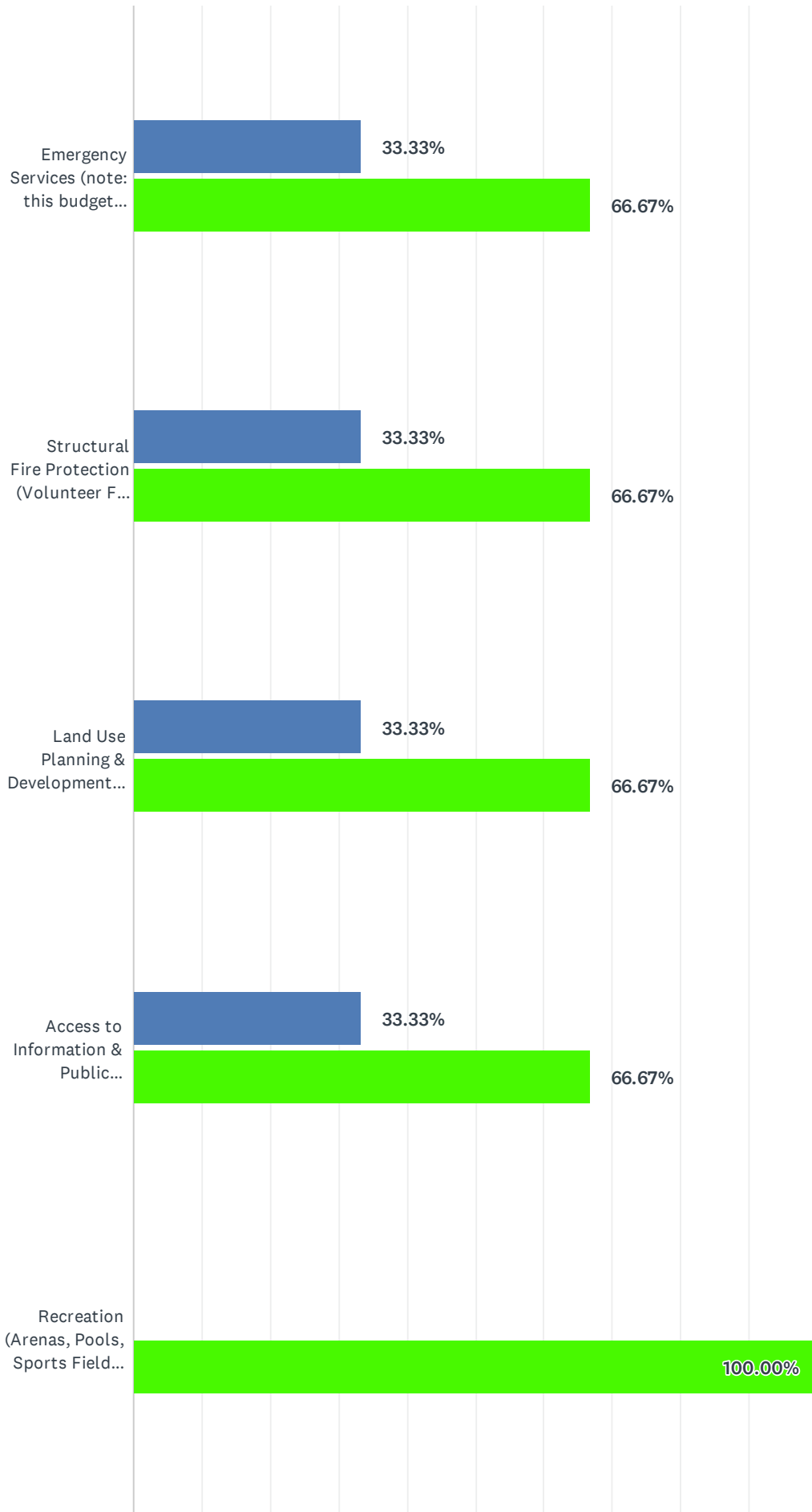


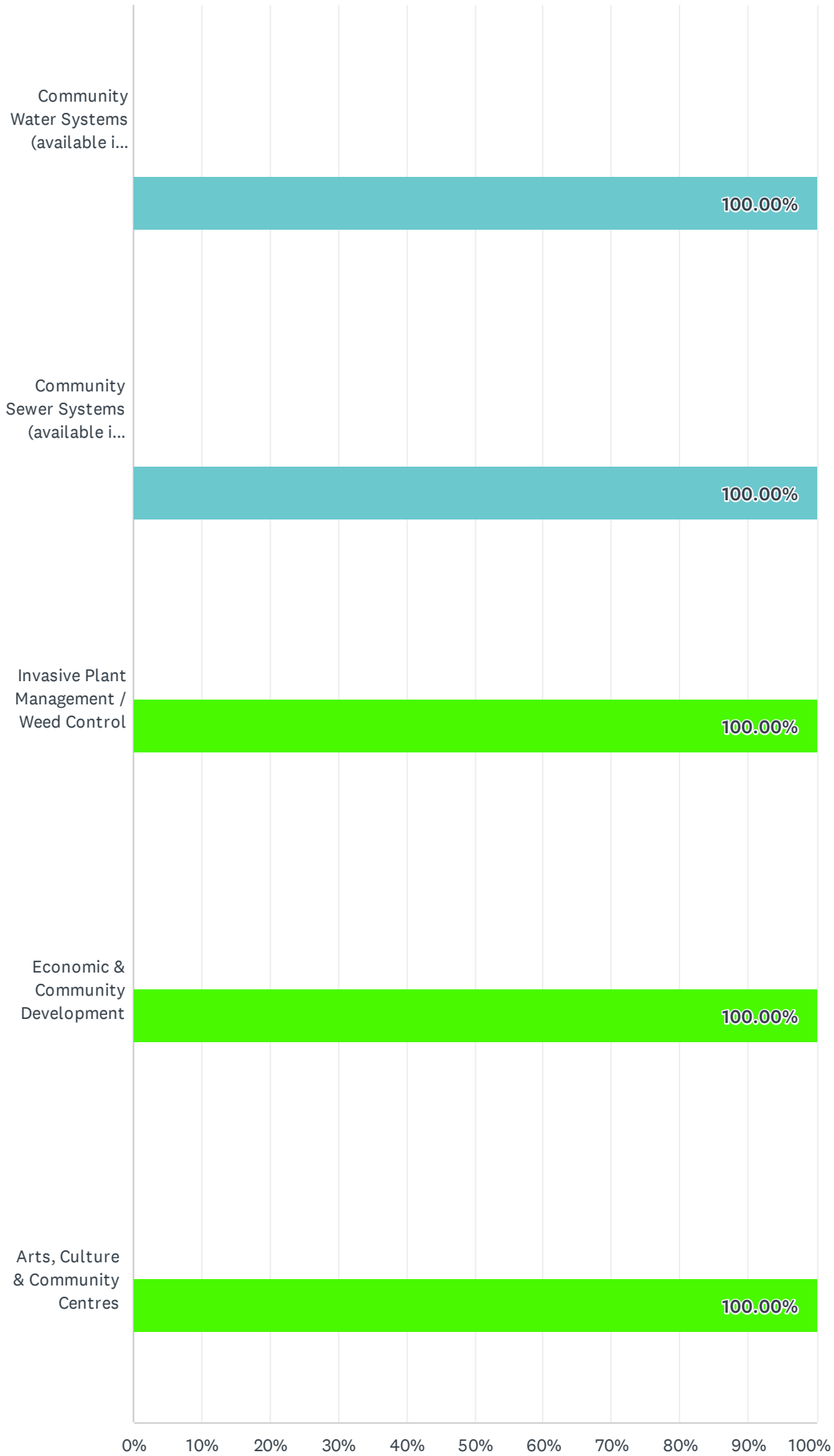
	VERY DISSATISFIED	DISSATISFIED	NEITHER / CONTENT	SATISFIED	VERY SATISFIED	N/A - NOT APPLICABLE	TOTAL
Invasive Plant Management / Weed Control	33.33% 1	0.00% 0	33.33% 1	0.00% 0	0.00% 0	33.33% 1	3
Economic & Community Development	33.33% 1	33.33% 1	33.33% 1	0.00% 0	0.00% 0	0.00% 0	3
Access to Information & Public Engagement	33.33% 1	0.00% 0	66.67% 2	0.00% 0	0.00% 0	0.00% 0	3
Recreation (Arenas, Pools, Sports Fields, Trails)	0.00% 0	100.00% 3	0.00% 0	0.00% 0	0.00% 0	0.00% 0	3
Emergency Services (note: this budget does not fund BC Wildfire)	0.00% 0	0.00% 0	33.33% 1	66.67% 2	0.00% 0	0.00% 0	3
Structural Fire Protection (Volunteer Fire Departments)	0.00% 0	0.00% 0	33.33% 1	66.67% 2	0.00% 0	0.00% 0	3
Community Water Systems (Lac La Hache, Alexis Creek, Benjamin, 103 & 108 Mile, Forest Grove, Gateway, Horse Lake, Lexington, Russet Bluff, Canim Lake)	0.00% 0	0.00% 0	0.00% 0	0.00% 0	0.00% 0	100.00% 3	3
Community Sewer Systems (Red Bluff, Lac La Hache, Alexis Creek, Wildwood, Pine Valley)	0.00% 0	0.00% 0	0.00% 0	0.00% 0	0.00% 0	100.00% 3	3
Solid Waste Management (Garbage & Recycling)	0.00% 0	0.00% 0	66.67% 2	0.00% 0	0.00% 0	33.33% 1	3
Libraries & Literacy Programs	0.00% 0	0.00% 0	33.33% 1	33.33% 1	0.00% 0	33.33% 1	3
Land Use Planning & Development Regulation	0.00% 0	33.33% 1	66.67% 2	0.00% 0	0.00% 0	0.00% 0	3
Building Inspection & Bylaw Enforcement	0.00% 0	33.33% 1	66.67% 2	0.00% 0	0.00% 0	0.00% 0	3
Airports (South Cariboo Regional, Anahim Lake, Quesnel, Likely)	0.00% 0	66.67% 2	33.33% 1	0.00% 0	0.00% 0	0.00% 0	3
Arts, Culture & Community Centres	0.00% 0	33.33% 1	66.67% 2	0.00% 0	0.00% 0	0.00% 0	3

Q7 Should the CRD increase, decrease, or maintain existing levels of service for the following functions? Note: Increasing service availability/levels requires additional funding from taxation or user fees since costs would increase, whereas a decrease in service availability/levels generally does not. Maintaining existing services would see only increases for inflation.

Answered: 3 Skipped: 4







■ Decrease s...
 ■ Keep it the ...
 ■ Increase se...
 ■ N/A - Not A...

	DECREASE SERVICES	KEEP IT THE SAME	INCREASE SERVICES	N/A - NOT APPLICABLE	TOTAL
Building Inspection & Bylaw Enforcement	0.00% 0	100.00% 3	0.00% 0	0.00% 0	3
Garbage & Recycling Disposal (Solid Waste Management)	0.00% 0	66.67% 2	0.00% 0	33.33% 1	3
Libraries & Literacy Programs	33.33% 1	66.67% 2	0.00% 0	0.00% 0	3
Airports (Only South Cariboo, Anahim Lake, Quesnel & Likely)	0.00% 0	66.67% 2	33.33% 1	0.00% 0	3
Emergency Services (note: this budget does not fund BC Wildfire)	0.00% 0	33.33% 1	66.67% 2	0.00% 0	3
Structural Fire Protection (Volunteer Fire Departments)	0.00% 0	33.33% 1	66.67% 2	0.00% 0	3
Land Use Planning & Development Regulation	0.00% 0	33.33% 1	66.67% 2	0.00% 0	3
Access to Information & Public Engagement	0.00% 0	33.33% 1	66.67% 2	0.00% 0	3
Recreation (Arenas, Pools, Sports Fields, Trails)	0.00% 0	0.00% 0	100.00% 3	0.00% 0	3
Community Water Systems (available in only 11 rural communities)	0.00% 0	0.00% 0	0.00% 0	100.00% 3	3
Community Sewer Systems (available in only 6 rural communities)	0.00% 0	0.00% 0	0.00% 0	100.00% 3	3
Invasive Plant Management / Weed Control	0.00% 0	0.00% 0	100.00% 3	0.00% 0	3
Economic & Community Development	0.00% 0	0.00% 0	100.00% 3	0.00% 0	3
Arts, Culture & Community Centres	0.00% 0	0.00% 0	100.00% 3	0.00% 0	3


Q8 Is there anything you would like to add about service levels and availability in your area?

Answered: 1 Skipped: 6

#	RESPONSES	DATE
1	Non-CRD Services Yes get a bypass so we are not stuck when the close the Quesnel river bridge and the Johnson bridge at the same time or there is an accident.	2/4/2025 4:08 PM

Q9 How did you find out about this survey?

Answered: 3 Skipped: 4



ANSWER CHOICES	RESPONSES	
Facebook	100.00%	3
None of the above	0.00%	0
From a friend / colleague / family member (Word of mouth)	0.00%	0
Twitter	0.00%	0
Instagram	0.00%	0
LinkedIn	0.00%	0
Local newspaper	0.00%	0
Radio	0.00%	0
Poster	0.00%	0
CRD Newsletter	0.00%	0
I called the CRD	0.00%	0
Email newsletter	0.00%	0
Other (please specify)	0.00%	0
TOTAL		3

#	OTHER (PLEASE SPECIFY)	DATE
	There are no responses.	