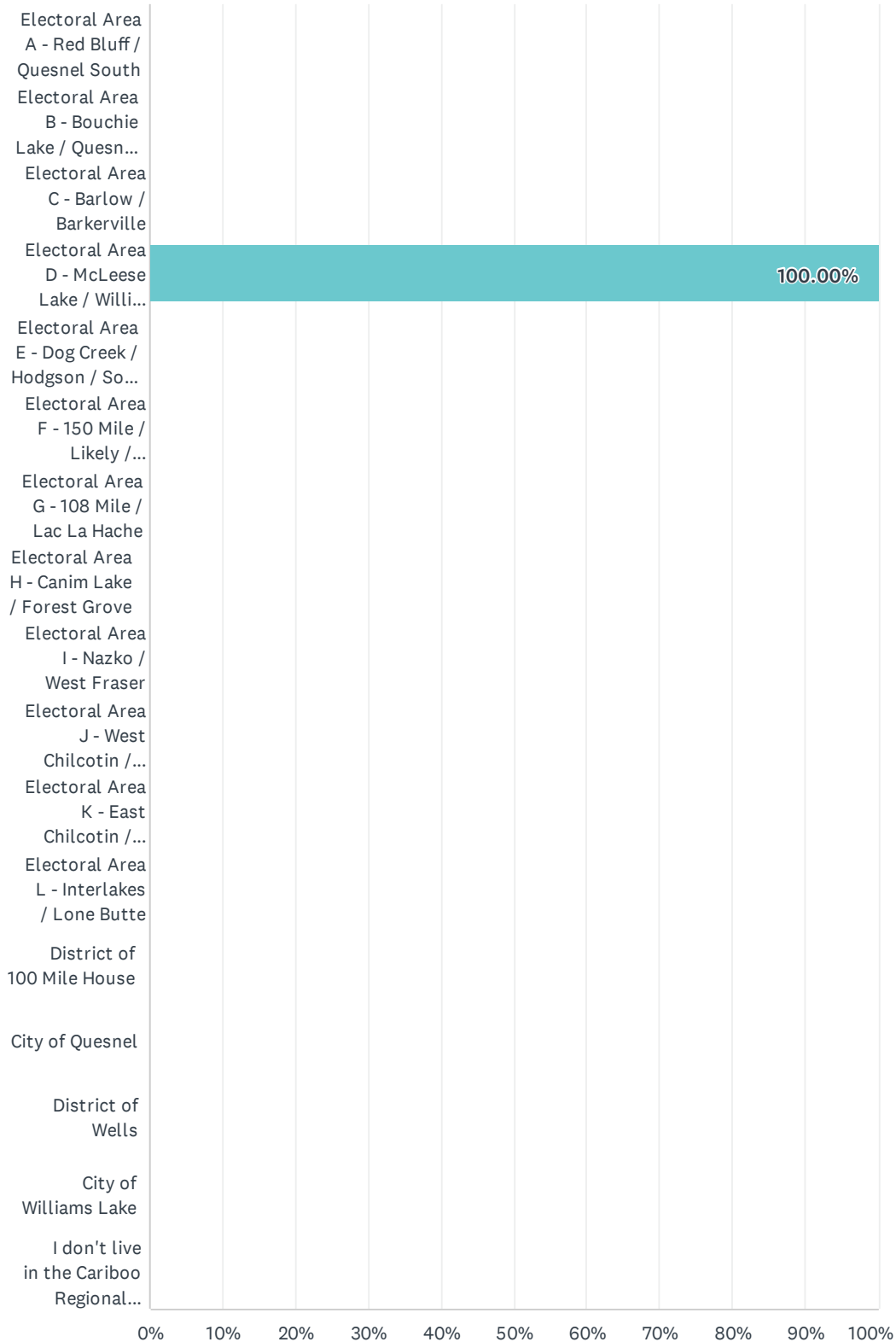


Q1 Which Electoral Area / Municipality do you live in?

Answered: 17 Skipped: 0

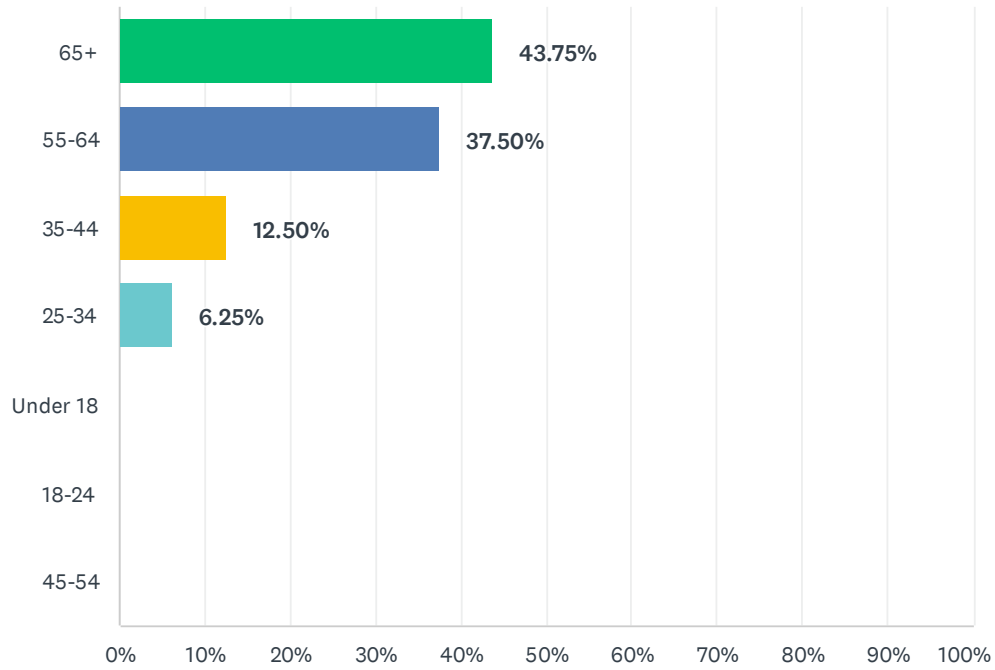


ANSWER CHOICES	RESPONSES	
Electoral Area A - Red Bluff / Quesnel South	0.00%	0
Electoral Area B - Bouchie Lake / Quesnel West	0.00%	0
Electoral Area C - Barlow / Barkerville	0.00%	0
Electoral Area D - McLeese Lake / Williams Lake North	100.00%	17
Electoral Area E - Dog Creek / Hodgson / South Lakeside	0.00%	0
Electoral Area F - 150 Mile / Likely / Horsefly	0.00%	0
Electoral Area G - 108 Mile / Lac La Hache	0.00%	0
Electoral Area H - Canim Lake / Forest Grove	0.00%	0
Electoral Area I - Nazko / West Fraser	0.00%	0
Electoral Area J - West Chilcotin / Anahim Lake / Nimpo Lake	0.00%	0
Electoral Area K - East Chilcotin / Alexis Creek / Riske Creek	0.00%	0
Electoral Area L - Interlakes / Lone Butte	0.00%	0
District of 100 Mile House	0.00%	0
City of Quesnel	0.00%	0
District of Wells	0.00%	0
City of Williams Lake	0.00%	0
I don't live in the Cariboo Regional District (please specify which community you live in)	0.00%	0
TOTAL		17

#	I DON'T LIVE IN THE CARIBOO REGIONAL DISTRICT (PLEASE SPECIFY WHICH COMMUNITY YOU LIVE IN)	DATE
	There are no responses.	

Q2 What is your age?

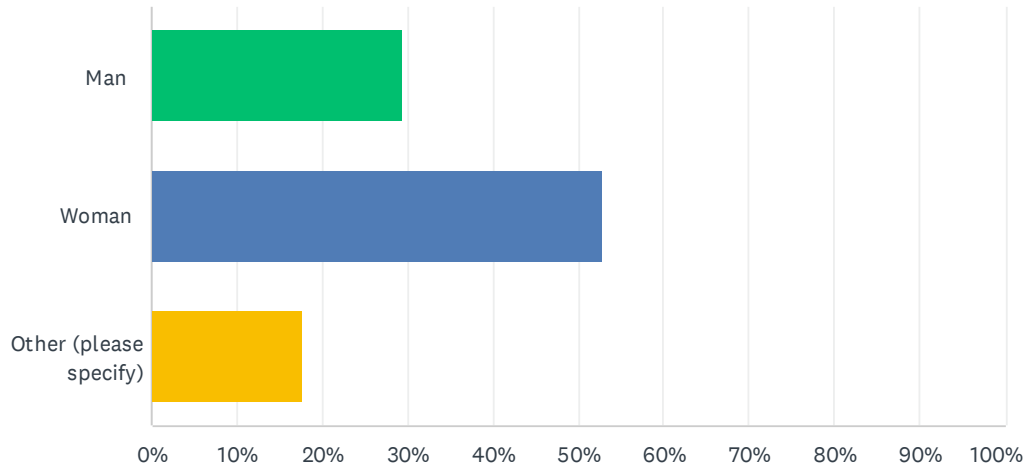
Answered: 16 Skipped: 1



ANSWER CHOICES	RESPONSES	
65+	43.75%	7
55-64	37.50%	6
35-44	12.50%	2
25-34	6.25%	1
Under 18	0.00%	0
18-24	0.00%	0
45-54	0.00%	0
TOTAL		16

Q3 I am a...

Answered: 17 Skipped: 0

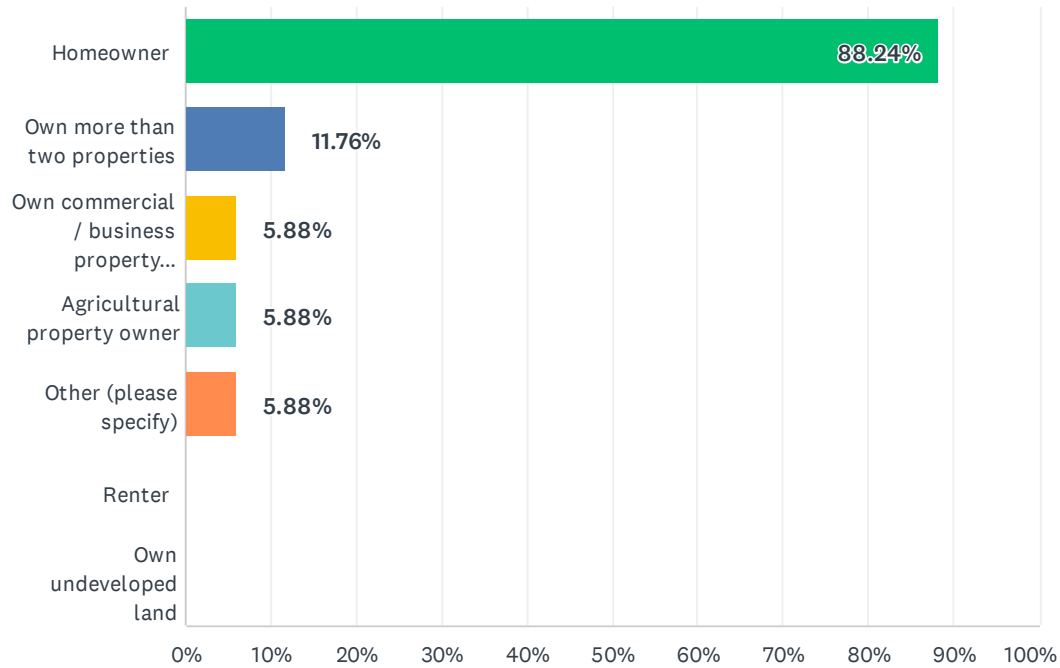


ANSWER CHOICES	RESPONSES
Man	29.41% 5
Woman	52.94% 9
Other (please specify)	17.65% 3
TOTAL	17

#	OTHER (PLEASE SPECIFY)	DATE
1	N/A	2/5/2025 9:28 AM
2	None of your business	2/2/2025 8:32 AM
3	Kitten	1/29/2025 6:39 PM

Q4 What is your property ownership status? Check all that apply.

Answered: 17 Skipped: 0

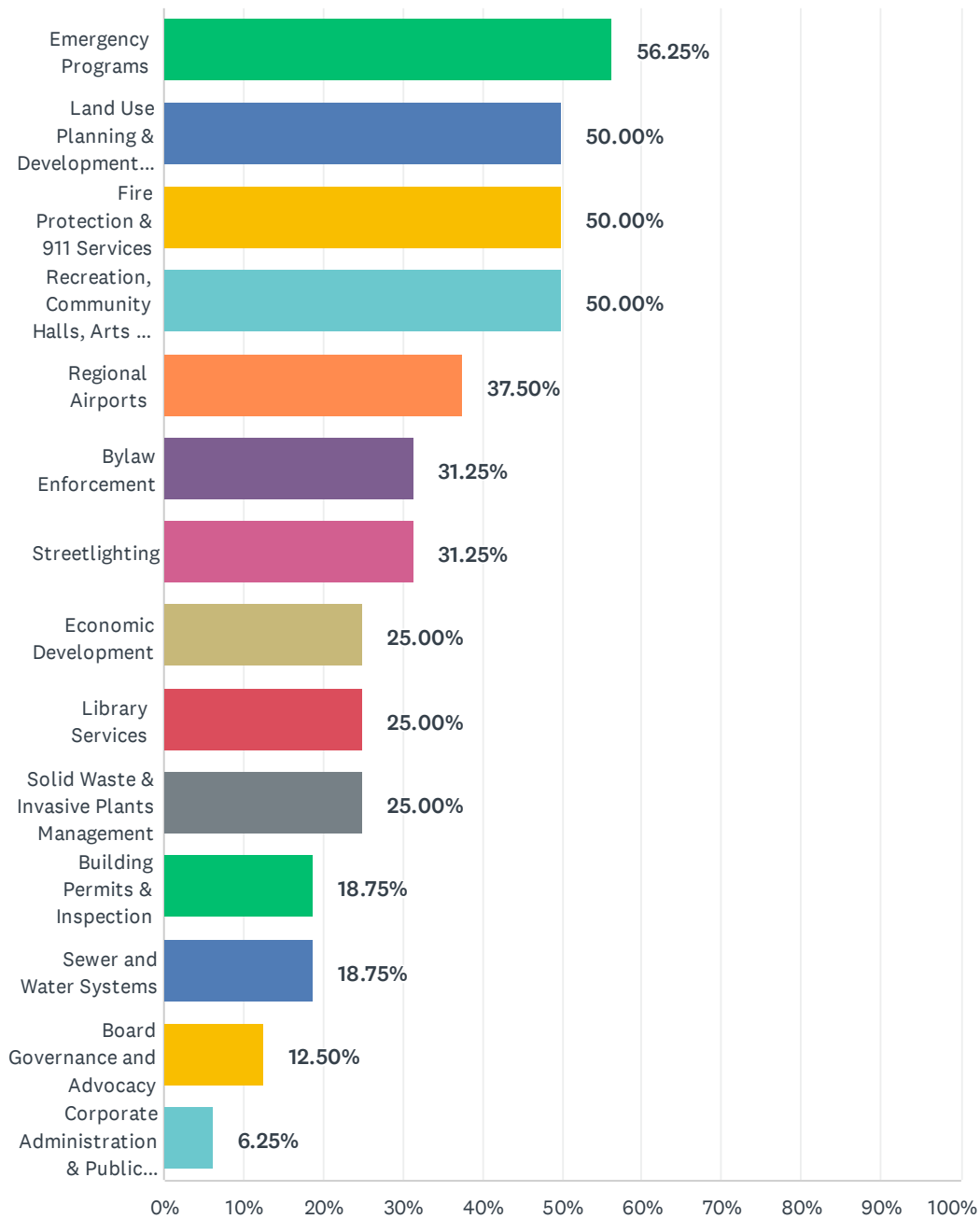


ANSWER CHOICES	RESPONSES	
Homeowner	88.24%	15
Own more than two properties	11.76%	2
Own commercial / business property (non-agricultural)	5.88%	1
Agricultural property owner	5.88%	1
Other (please specify)	5.88%	1
Renter	0.00%	0
Own undeveloped land	0.00%	0
Total Respondents: 17		

#	OTHER (PLEASE SPECIFY)	DATE
1	over valued and over taxed	1/29/2025 6:39 PM

Q5 Please select the five most important regional district services for you.

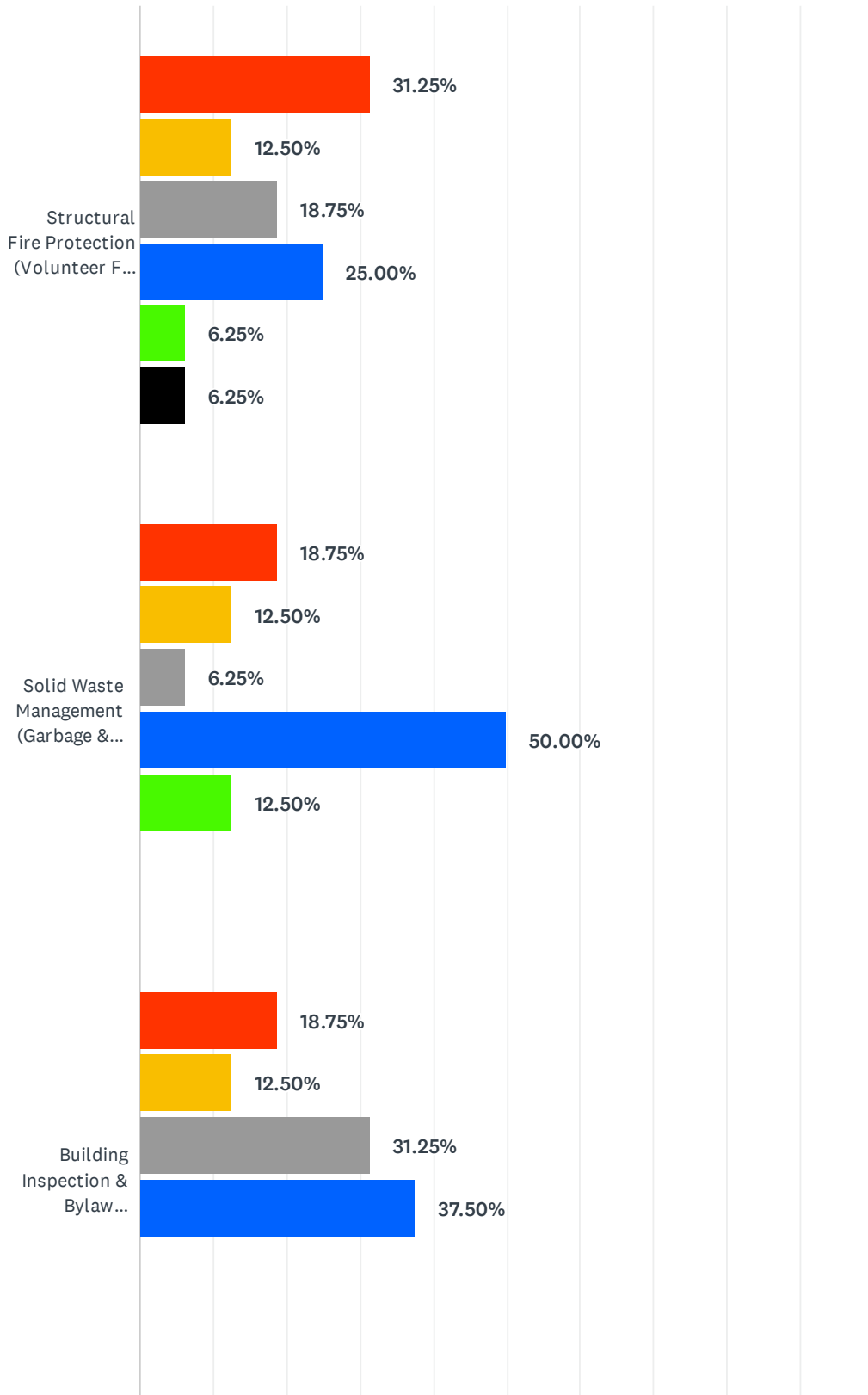
Answered: 16 Skipped: 1

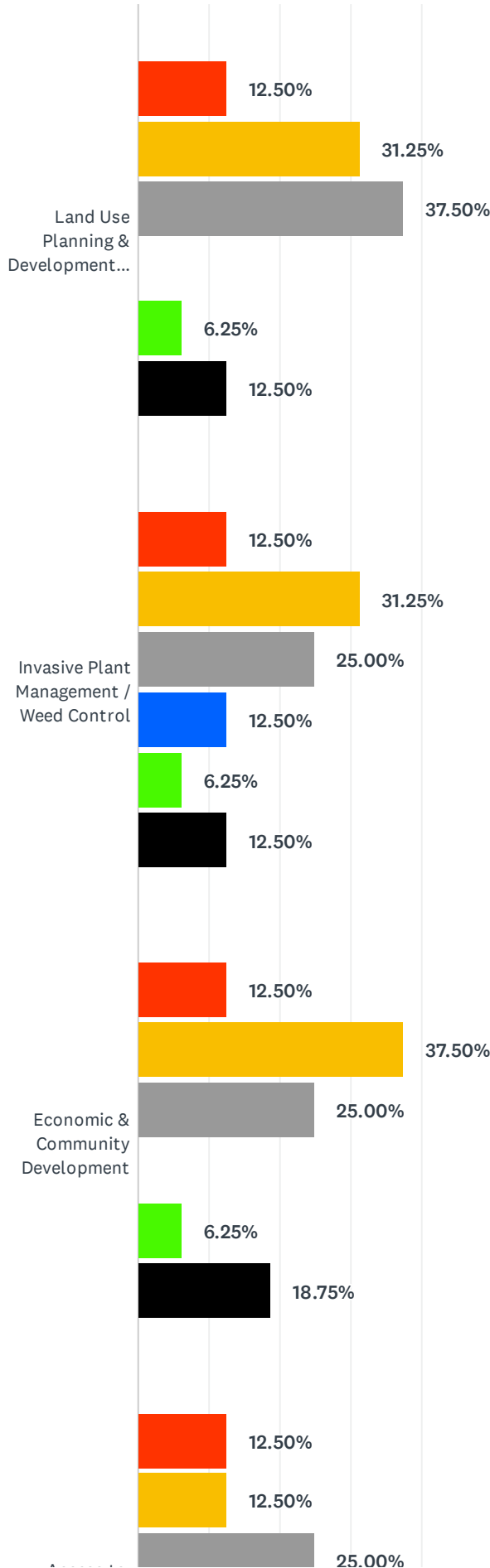


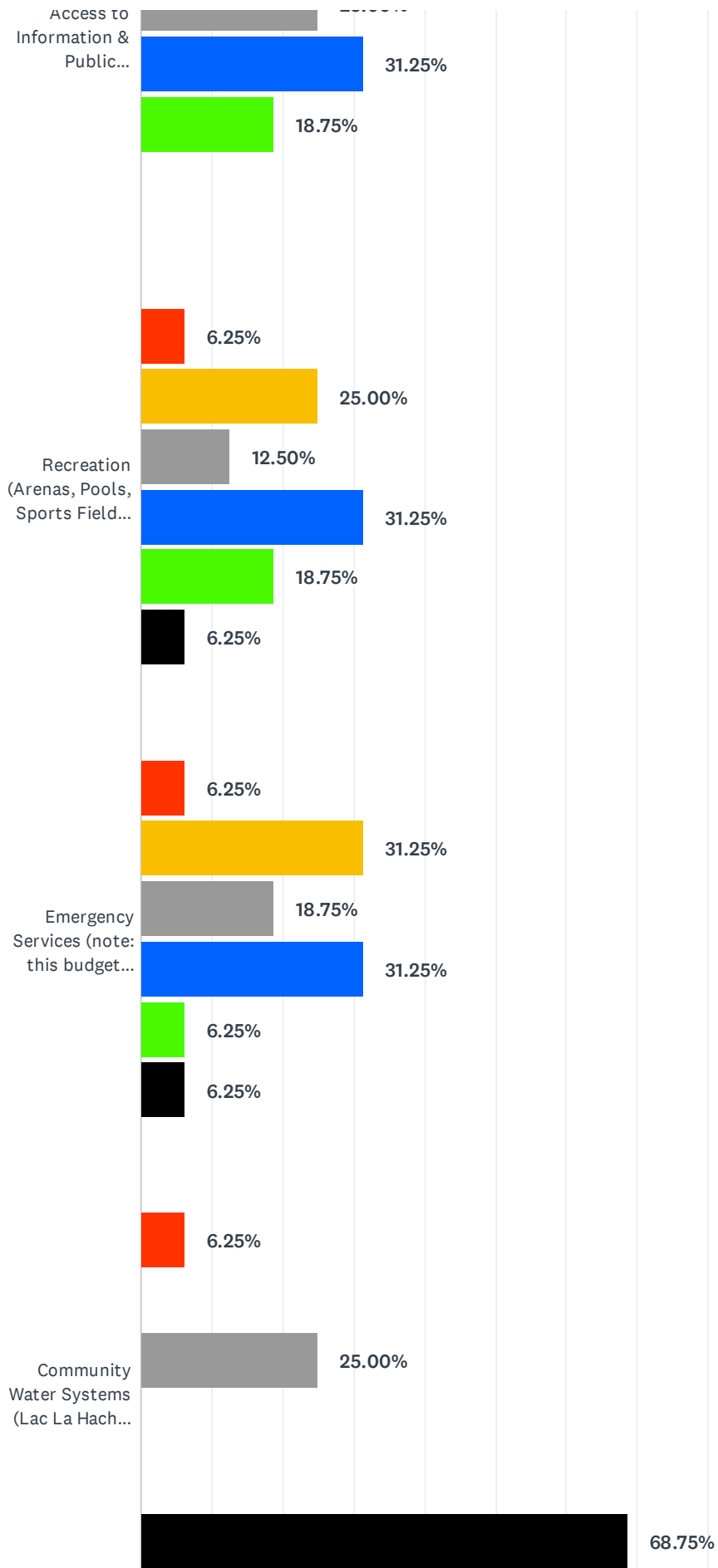
ANSWER CHOICES	RESPONSES	
Emergency Programs	56.25%	9
Land Use Planning & Development Regulation	50.00%	8
Fire Protection & 911 Services	50.00%	8
Recreation, Community Halls, Arts & Culture	50.00%	8
Regional Airports	37.50%	6
Bylaw Enforcement	31.25%	5
Streetlighting	31.25%	5
Economic Development	25.00%	4
Library Services	25.00%	4
Solid Waste & Invasive Plants Management	25.00%	4
Building Permits & Inspection	18.75%	3
Sewer and Water Systems	18.75%	3
Board Governance and Advocacy	12.50%	2
Corporate Administration & Public Relations	6.25%	1
Total Respondents: 16		

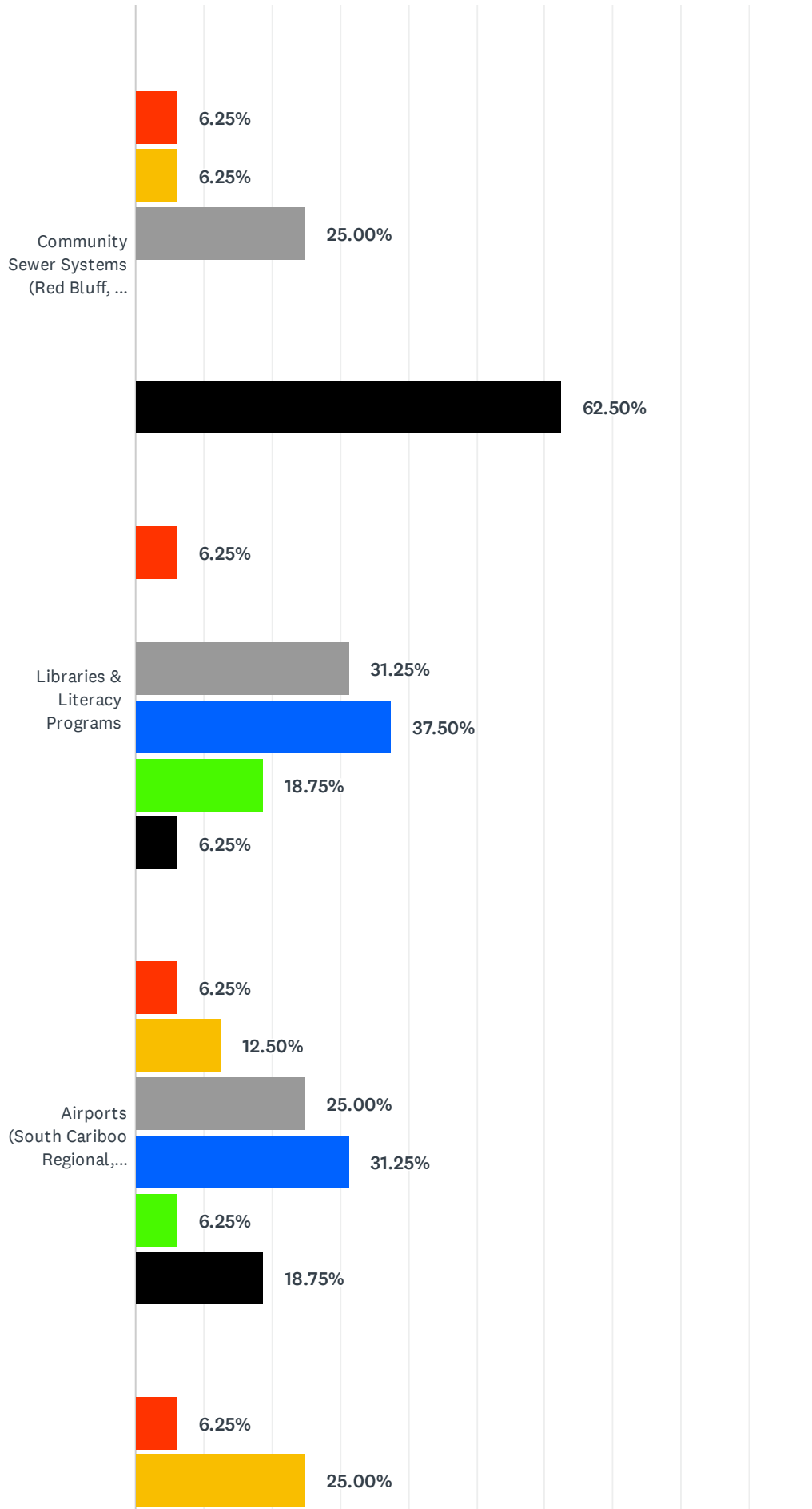
Q6 Please rate your level of satisfaction with the level of service available in your area for the following services:

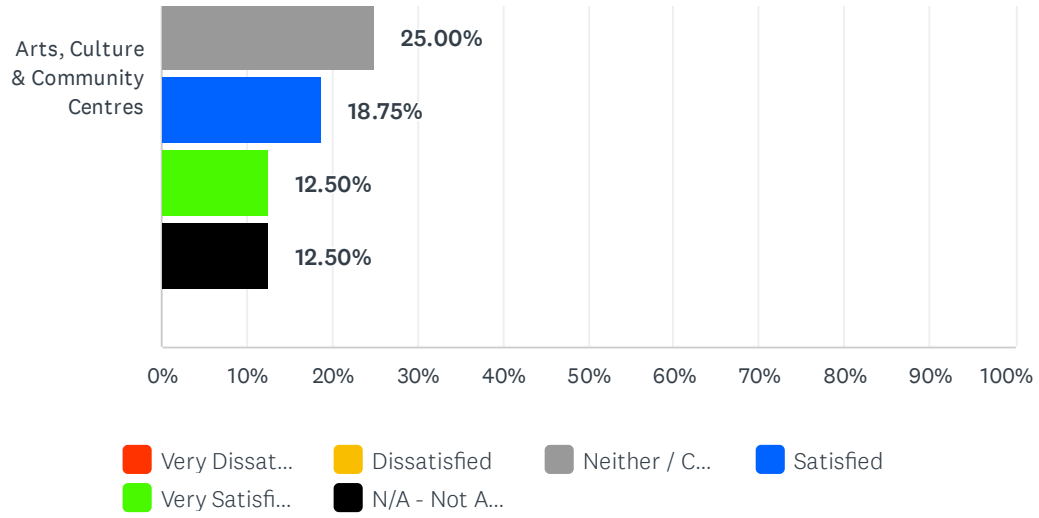
Answered: 16 Skipped: 1







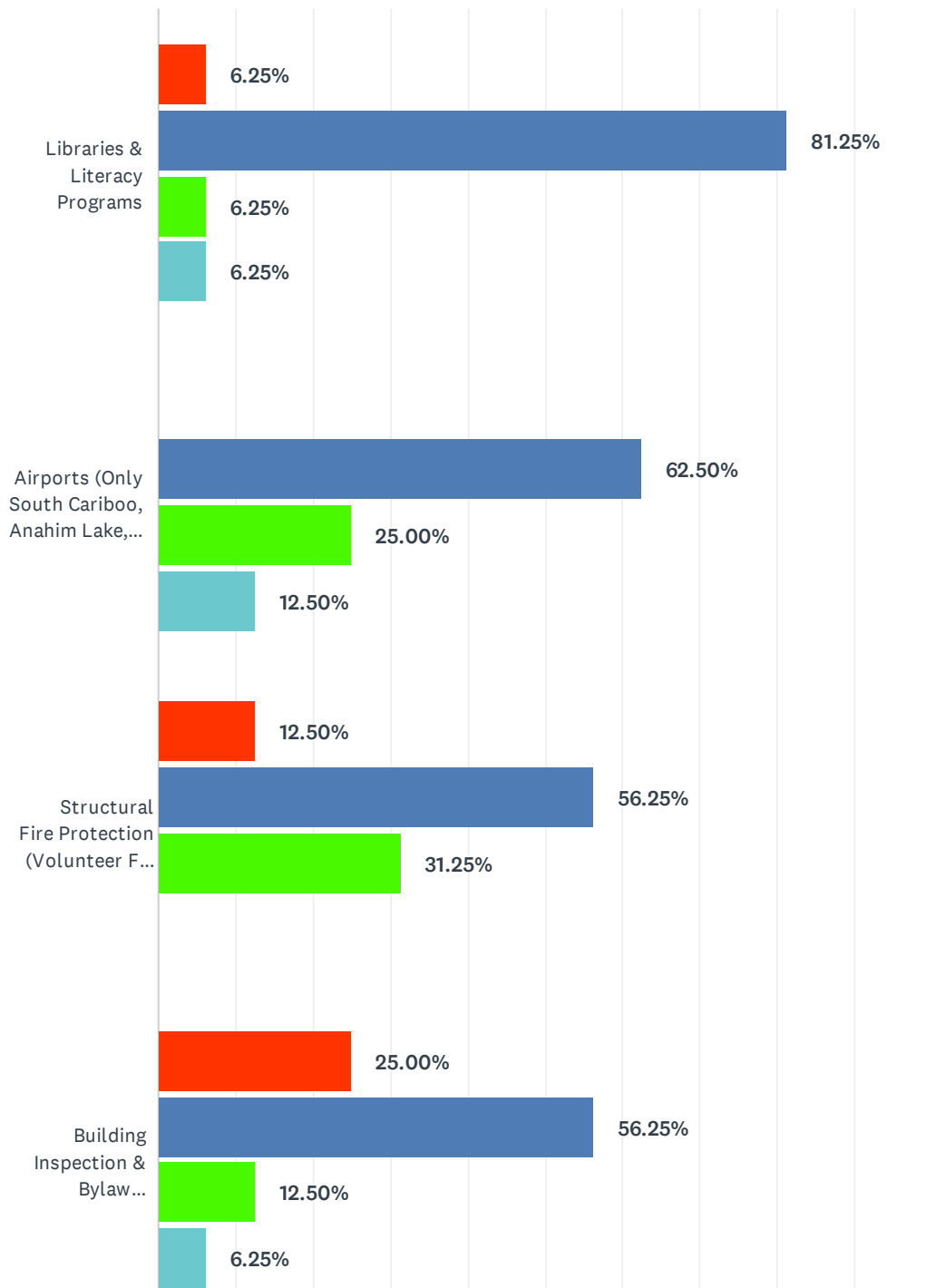


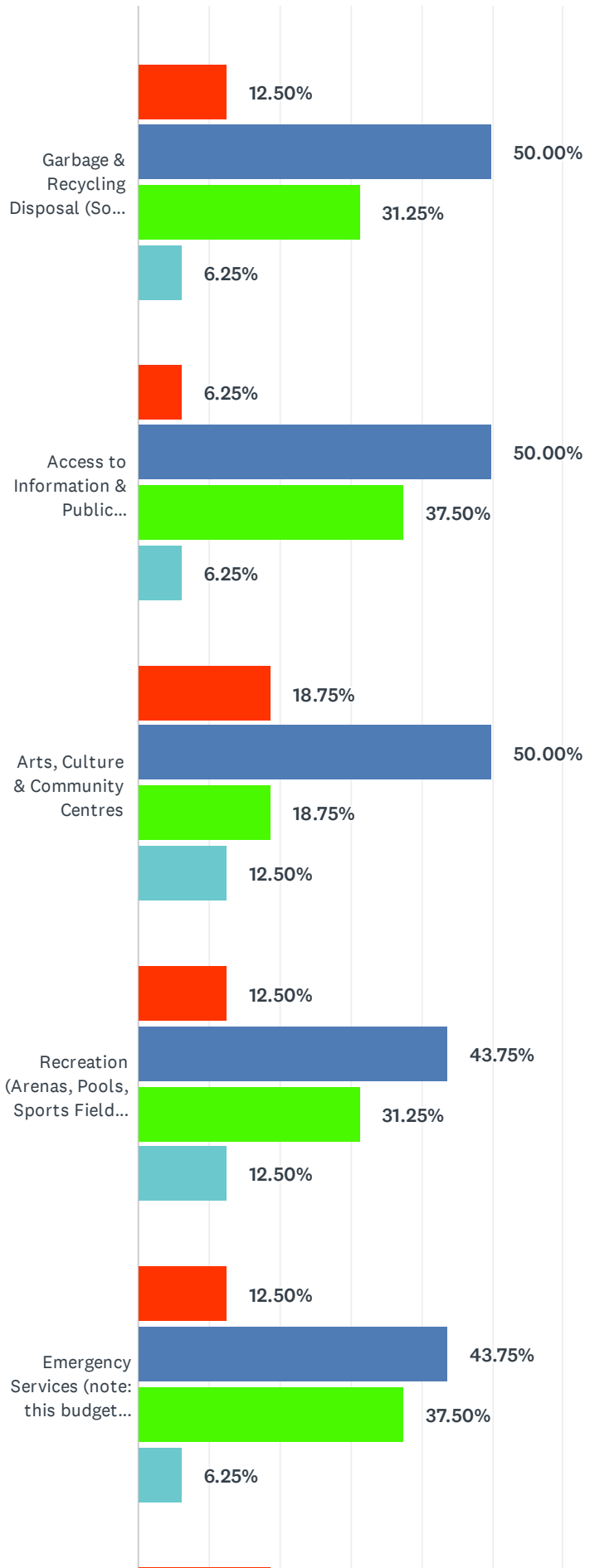


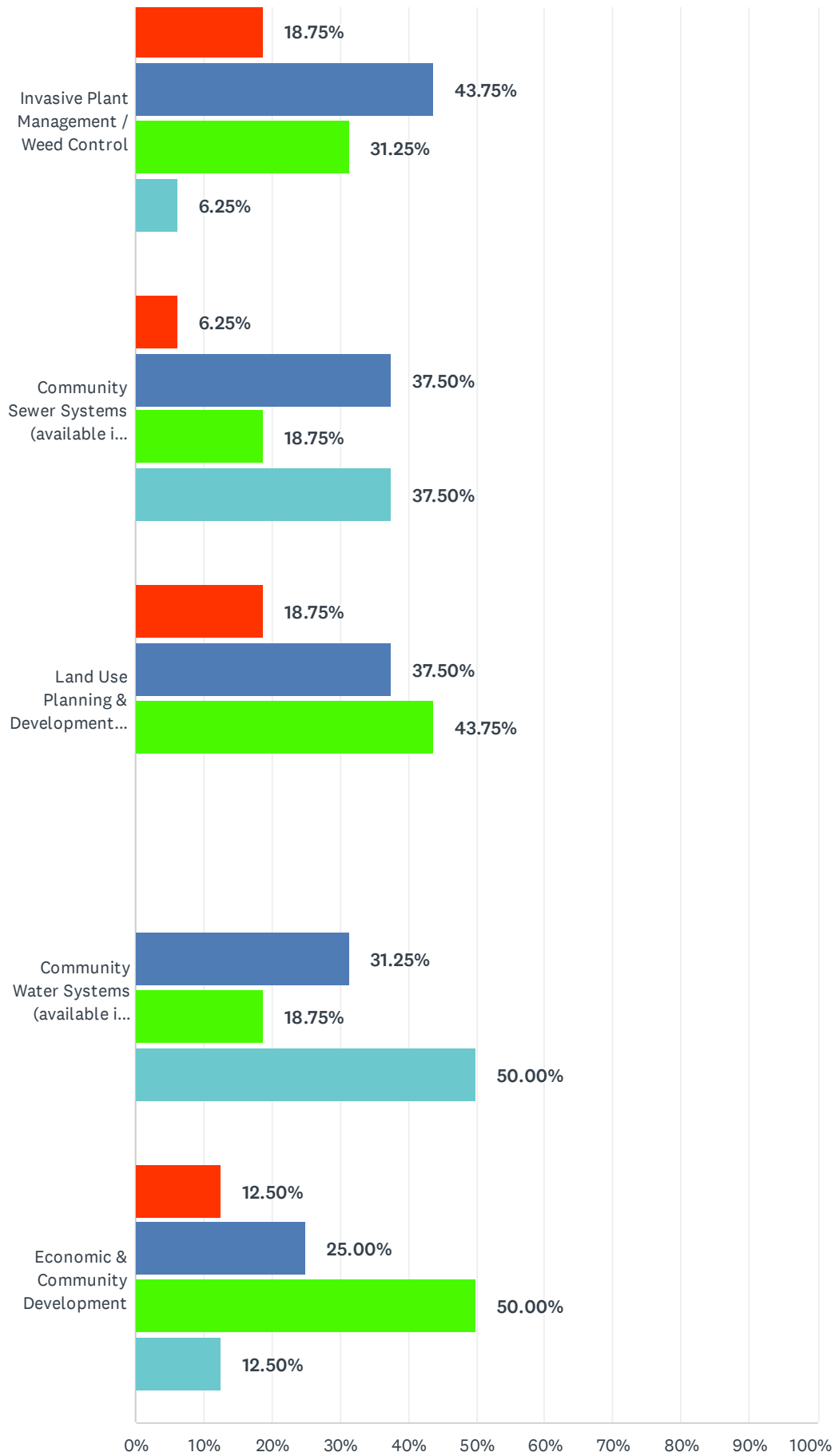
	VERY DISSATISFIED	DISSATISFIED	NEITHER / CONTENT	SATISFIED	VERY SATISFIED	N/A - NOT APPLICABLE	TOTAL
Structural Fire Protection (Volunteer Fire Departments)	31.25% 5	12.50% 2	18.75% 3	25.00% 4	6.25% 1	6.25% 1	16
Solid Waste Management (Garbage & Recycling)	18.75% 3	12.50% 2	6.25% 1	50.00% 8	12.50% 2	0.00% 0	16
Building Inspection & Bylaw Enforcement	18.75% 3	12.50% 2	31.25% 5	37.50% 6	0.00% 0	0.00% 0	16
Land Use Planning & Development Regulation	12.50% 2	31.25% 5	37.50% 6	0.00% 0	6.25% 1	12.50% 2	16
Invasive Plant Management / Weed Control	12.50% 2	31.25% 5	25.00% 4	12.50% 2	6.25% 1	12.50% 2	16
Economic & Community Development	12.50% 2	37.50% 6	25.00% 4	0.00% 0	6.25% 1	18.75% 3	16
Access to Information & Public Engagement	12.50% 2	12.50% 2	25.00% 4	31.25% 5	18.75% 3	0.00% 0	16
Recreation (Arenas, Pools, Sports Fields, Trails)	6.25% 1	25.00% 4	12.50% 2	31.25% 5	18.75% 3	6.25% 1	16
Emergency Services (note: this budget does not fund BC Wildfire)	6.25% 1	31.25% 5	18.75% 3	31.25% 5	6.25% 1	6.25% 1	16
Community Water Systems (Lac La Hache, Alexis Creek, Benjamin, 103 & 108 Mile, Forest Grove, Gateway, Horse Lake, Lexington, Russet Bluff, Canim Lake)	6.25% 1	0.00% 0	25.00% 4	0.00% 0	0.00% 0	68.75% 11	16
Community Sewer Systems (Red Bluff, Lac La Hache, Alexis Creek, Wildwood, Pine Valley)	6.25% 1	6.25% 1	25.00% 4	0.00% 0	0.00% 0	62.50% 10	16
Libraries & Literacy Programs	6.25% 1	0.00% 0	31.25% 5	37.50% 6	18.75% 3	6.25% 1	16
Airports (South Cariboo Regional, Anahim Lake, Quesnel, Likely)	6.25% 1	12.50% 2	25.00% 4	31.25% 5	6.25% 1	18.75% 3	16
Arts, Culture & Community Centres	6.25% 1	25.00% 4	25.00% 4	18.75% 3	12.50% 2	12.50% 2	16

Q7 Should the CRD increase, decrease, or maintain existing levels of service for the following functions? Note: Increasing service availability/levels requires additional funding from taxation or user fees since costs would increase, whereas a decrease in service availability/levels generally does not. Maintaining existing services would see only increases for inflation.

Answered: 16 Skipped: 1







■ Decrease s...
 ■ Keep it the ...
 ■ Increase se...
 ■ N/A - Not A...

	DECREASE SERVICES	KEEP IT THE SAME	INCREASE SERVICES	N/A - NOT APPLICABLE	TOTAL
Libraries & Literacy Programs	6.25% 1	81.25% 13	6.25% 1	6.25% 1	16
Airports (Only South Cariboo, Anahim Lake, Quesnel & Likely)	0.00% 0	62.50% 10	25.00% 4	12.50% 2	16
Structural Fire Protection (Volunteer Fire Departments)	12.50% 2	56.25% 9	31.25% 5	0.00% 0	16
Building Inspection & Bylaw Enforcement	25.00% 4	56.25% 9	12.50% 2	6.25% 1	16
Garbage & Recycling Disposal (Solid Waste Management)	12.50% 2	50.00% 8	31.25% 5	6.25% 1	16
Access to Information & Public Engagement	6.25% 1	50.00% 8	37.50% 6	6.25% 1	16
Arts, Culture & Community Centres	18.75% 3	50.00% 8	18.75% 3	12.50% 2	16
Recreation (Arenas, Pools, Sports Fields, Trails)	12.50% 2	43.75% 7	31.25% 5	12.50% 2	16
Emergency Services (note: this budget does not fund BC Wildfire)	12.50% 2	43.75% 7	37.50% 6	6.25% 1	16
Invasive Plant Management / Weed Control	18.75% 3	43.75% 7	31.25% 5	6.25% 1	16
Community Sewer Systems (available in only 6 rural communities)	6.25% 1	37.50% 6	18.75% 3	37.50% 6	16
Land Use Planning & Development Regulation	18.75% 3	37.50% 6	43.75% 7	0.00% 0	16
Community Water Systems (available in only 11 rural communities)	0.00% 0	31.25% 5	18.75% 3	50.00% 8	16
Economic & Community Development	12.50% 2	25.00% 4	50.00% 8	12.50% 2	16

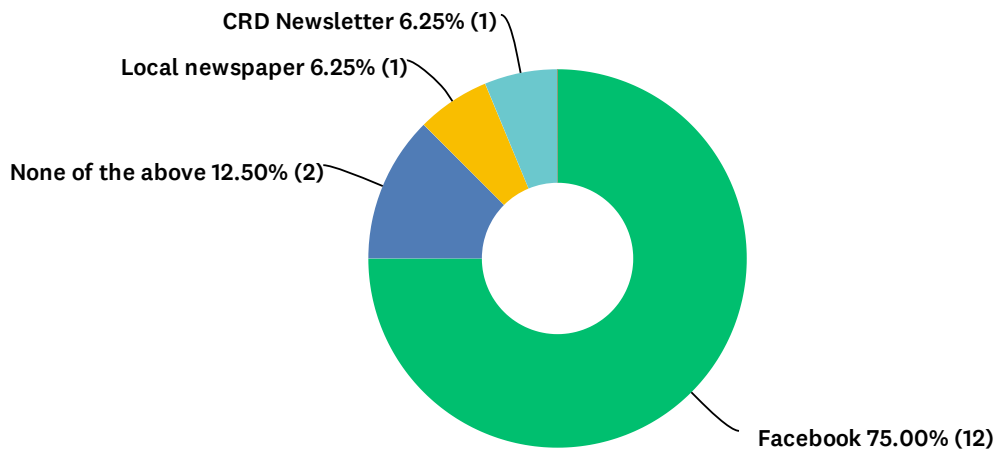
Q8 Is there anything you would like to add about service levels and availability in your area?

Answered: 8 Skipped: 9

#	RESPONSES	DATE
1	Recreation Community center in wildwood	2/11/2025 8:26 PM
2	Taxes I would personally like to see the size of all levels of gov't shrunk by at least 30%	2/10/2025 8:27 PM
3	Administration third party audits on expenditures for VFD, community hall, CRD director, all contractors for CRD.	2/5/2025 9:37 AM
4	Taxes Stop looking for new ways to spend money and concentrate on reducing costs for existing services.	2/4/2025 6:51 AM
5	Solid Waste Allow rural residents to use any dump. Ie:Mclease residents using Wildwood on their way to work. The Mclease dump being where it is is such a huge carbon footprint. Sheridan hill takes a lot of fuel. For residents and garbage trucks, plows etc. We recycle only to pollute more? It doesn't make sense, does it? An area director that doesn't cater to the same few would be good as well.	2/2/2025 8:41 AM
6	Non-CRD Services Utilities We should have water and sewer services tied to Williams Lake Our road hasn't been paved for over 30 years	2/2/2025 7:04 AM
7	Recreation Utilities Would like to see more in our area Ex:fox mountain: street lights, community hall, playground	2/1/2025 6:50 PM
8	Non-CRD Services Solid Waste We are 20km off highway and finally, Emcon is really doing a great job up here on our roads. We don't get anything else other than access to Wildwood Refuse site so don't see much happening other than that.	1/30/2025 1:21 PM

Q9 How did you find out about this survey?

Answered: 16 Skipped: 1



ANSWER CHOICES	RESPONSES	
Facebook	75.00%	12
None of the above	12.50%	2
Local newspaper	6.25%	1
CRD Newsletter	6.25%	1
From a friend / colleague / family member (Word of mouth)	0.00%	0
Twitter	0.00%	0
Instagram	0.00%	0
LinkedIn	0.00%	0
Radio	0.00%	0
Poster	0.00%	0
I called the CRD	0.00%	0
Email newsletter	0.00%	0
Other (please specify)	0.00%	0
TOTAL		16

#	OTHER (PLEASE SPECIFY)	DATE
	There are no responses.	