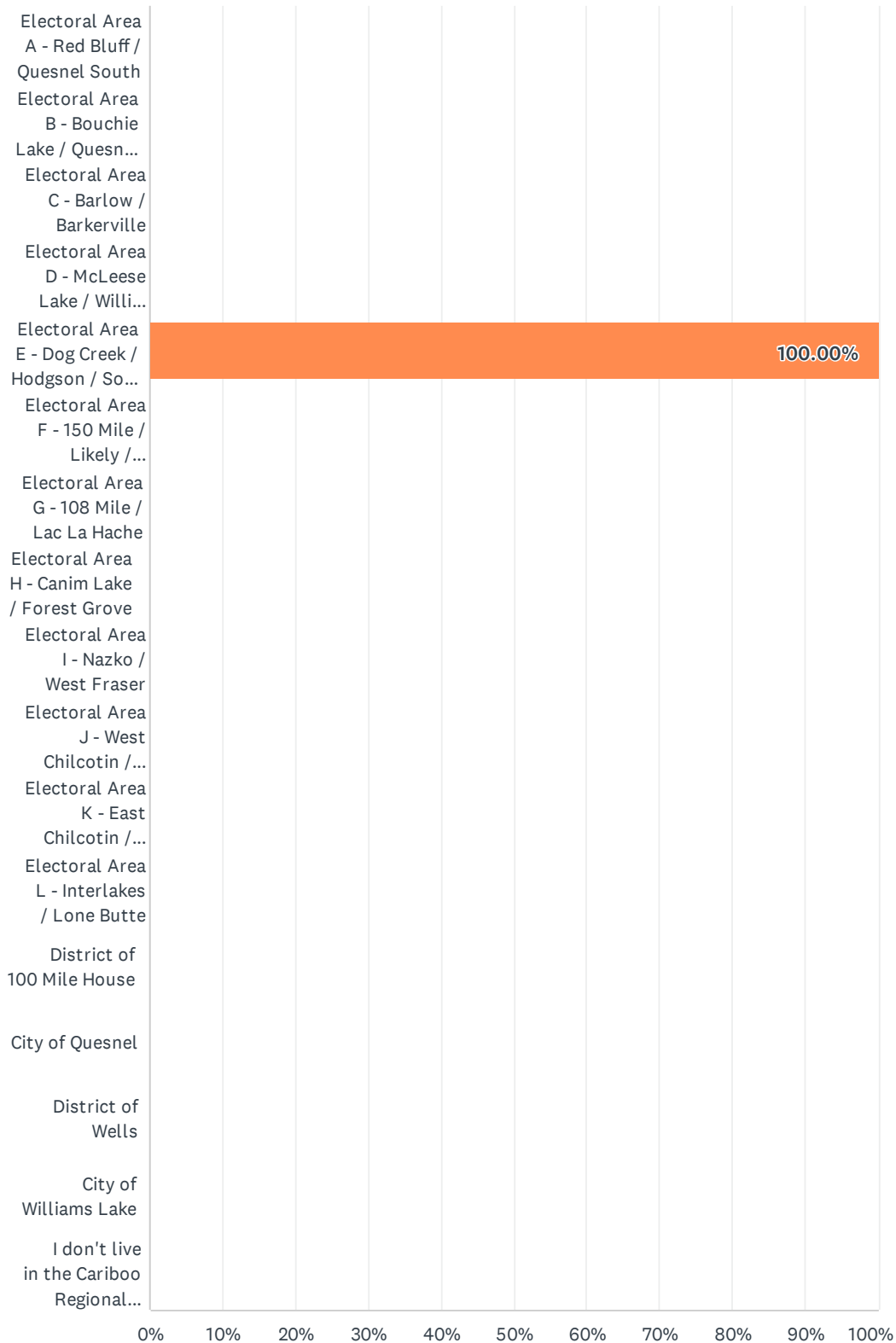


Q1 Which Electoral Area / Municipality do you live in?

Answered: 23 Skipped: 0

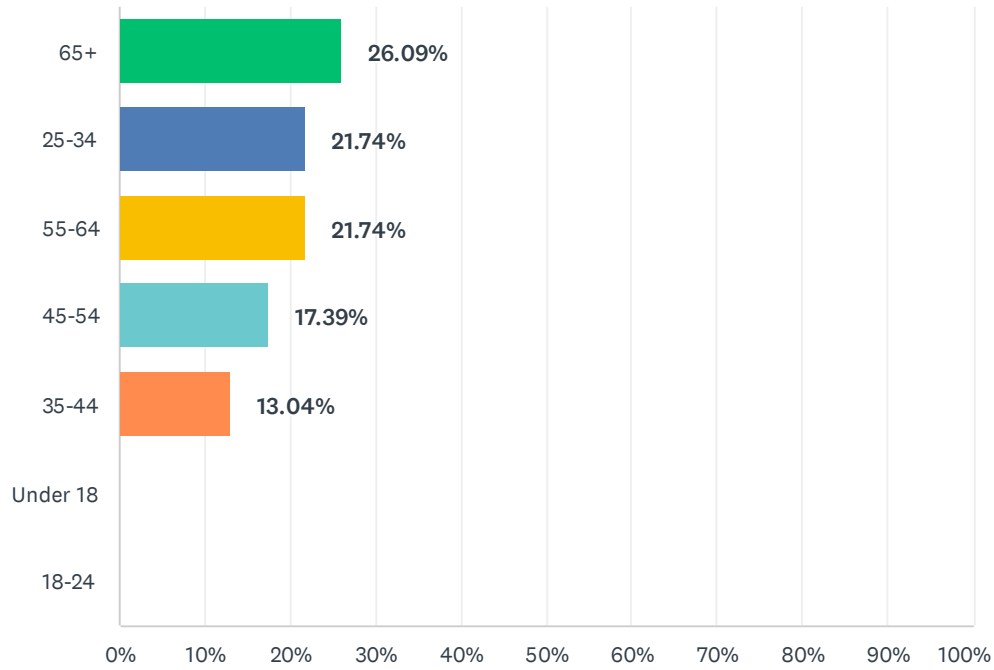


ANSWER CHOICES	RESPONSES	
Electoral Area A - Red Bluff / Quesnel South	0.00%	0
Electoral Area B - Bouchie Lake / Quesnel West	0.00%	0
Electoral Area C - Barlow / Barkerville	0.00%	0
Electoral Area D - McLeese Lake / Williams Lake North	0.00%	0
Electoral Area E - Dog Creek / Hodgson / South Lakeside	100.00%	23
Electoral Area F - 150 Mile / Likely / Horsefly	0.00%	0
Electoral Area G - 108 Mile / Lac La Hache	0.00%	0
Electoral Area H - Canim Lake / Forest Grove	0.00%	0
Electoral Area I - Nazko / West Fraser	0.00%	0
Electoral Area J - West Chilcotin / Anahim Lake / Nimpo Lake	0.00%	0
Electoral Area K - East Chilcotin / Alexis Creek / Riske Creek	0.00%	0
Electoral Area L - Interlakes / Lone Butte	0.00%	0
District of 100 Mile House	0.00%	0
City of Quesnel	0.00%	0
District of Wells	0.00%	0
City of Williams Lake	0.00%	0
I don't live in the Cariboo Regional District (please specify which community you live in)	0.00%	0
TOTAL		23

#	I DON'T LIVE IN THE CARIBOO REGIONAL DISTRICT (PLEASE SPECIFY WHICH COMMUNITY YOU LIVE IN)	DATE
	There are no responses.	

Q2 What is your age?

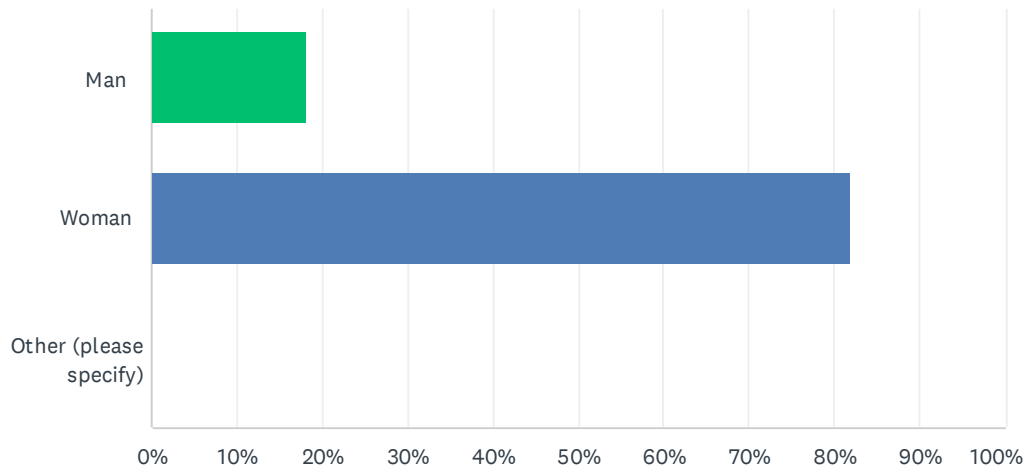
Answered: 23 Skipped: 0



ANSWER CHOICES	RESPONSES	
65+	26.09%	6
25-34	21.74%	5
55-64	21.74%	5
45-54	17.39%	4
35-44	13.04%	3
Under 18	0.00%	0
18-24	0.00%	0
TOTAL		23

Q3 I am a...

Answered: 22 Skipped: 1

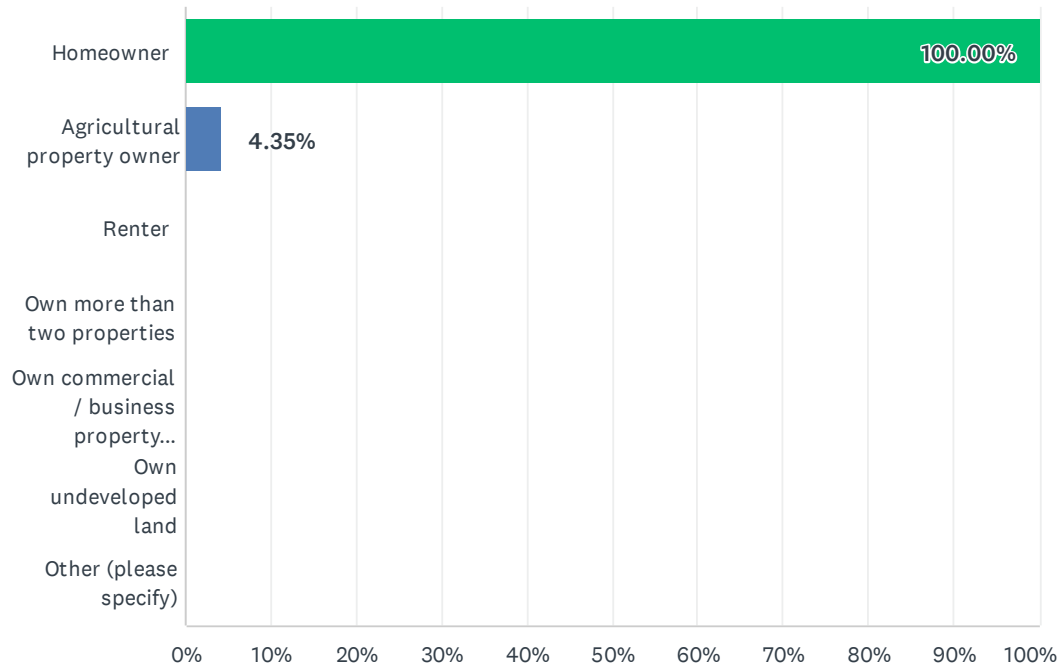


ANSWER CHOICES	RESPONSES
Man	18.18% 4
Woman	81.82% 18
Other (please specify)	0.00% 0
TOTAL	22

#	OTHER (PLEASE SPECIFY)	DATE
	There are no responses.	

Q4 What is your property ownership status? Check all that apply.

Answered: 23 Skipped: 0

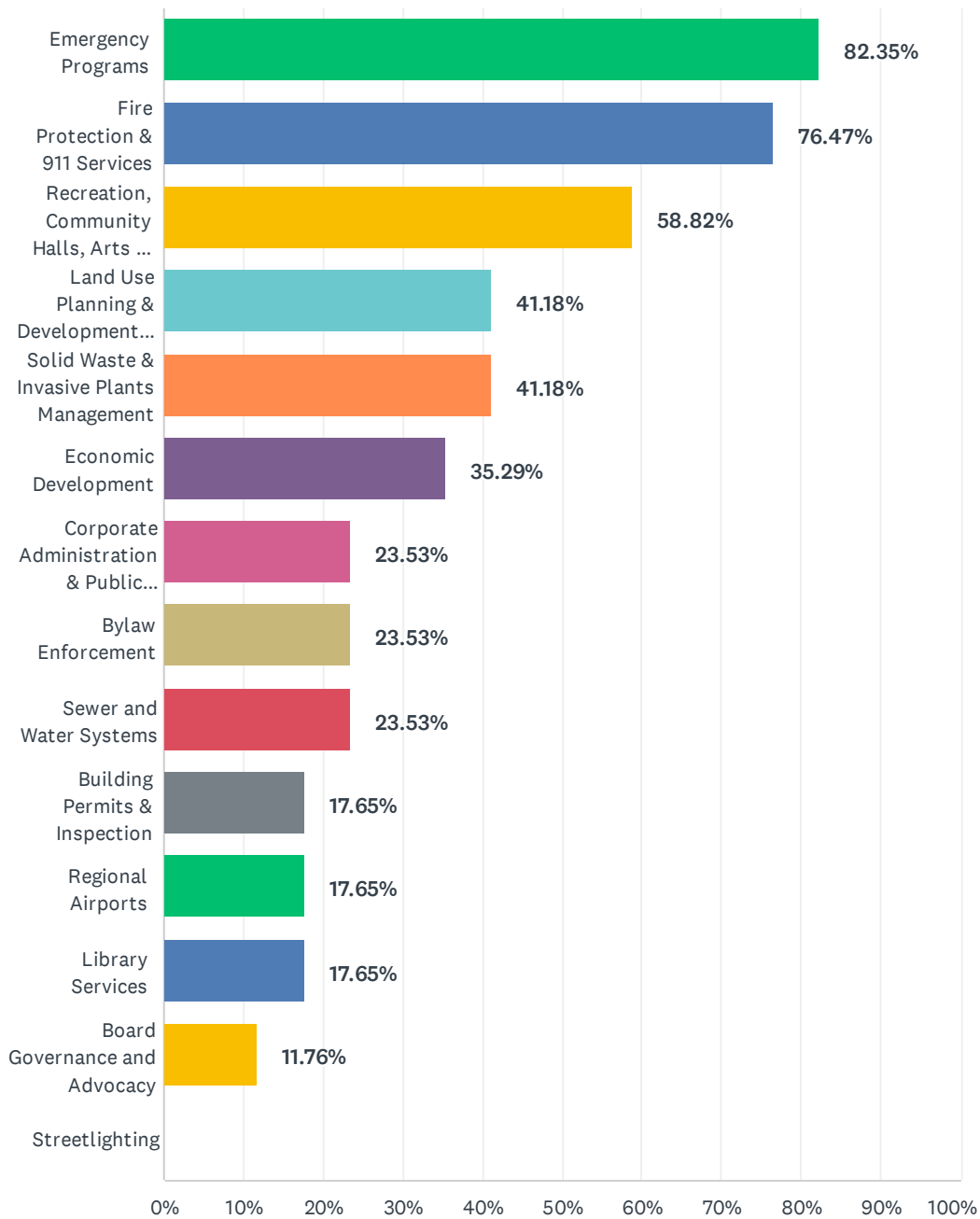


ANSWER CHOICES	RESPONSES	
Homeowner	100.00%	23
Agricultural property owner	4.35%	1
Renter	0.00%	0
Own more than two properties	0.00%	0
Own commercial / business property (non-agricultural)	0.00%	0
Own undeveloped land	0.00%	0
Other (please specify)	0.00%	0
Total Respondents: 23		

#	OTHER (PLEASE SPECIFY)	DATE
	There are no responses.	

Q5 Please select the five most important regional district services for you.

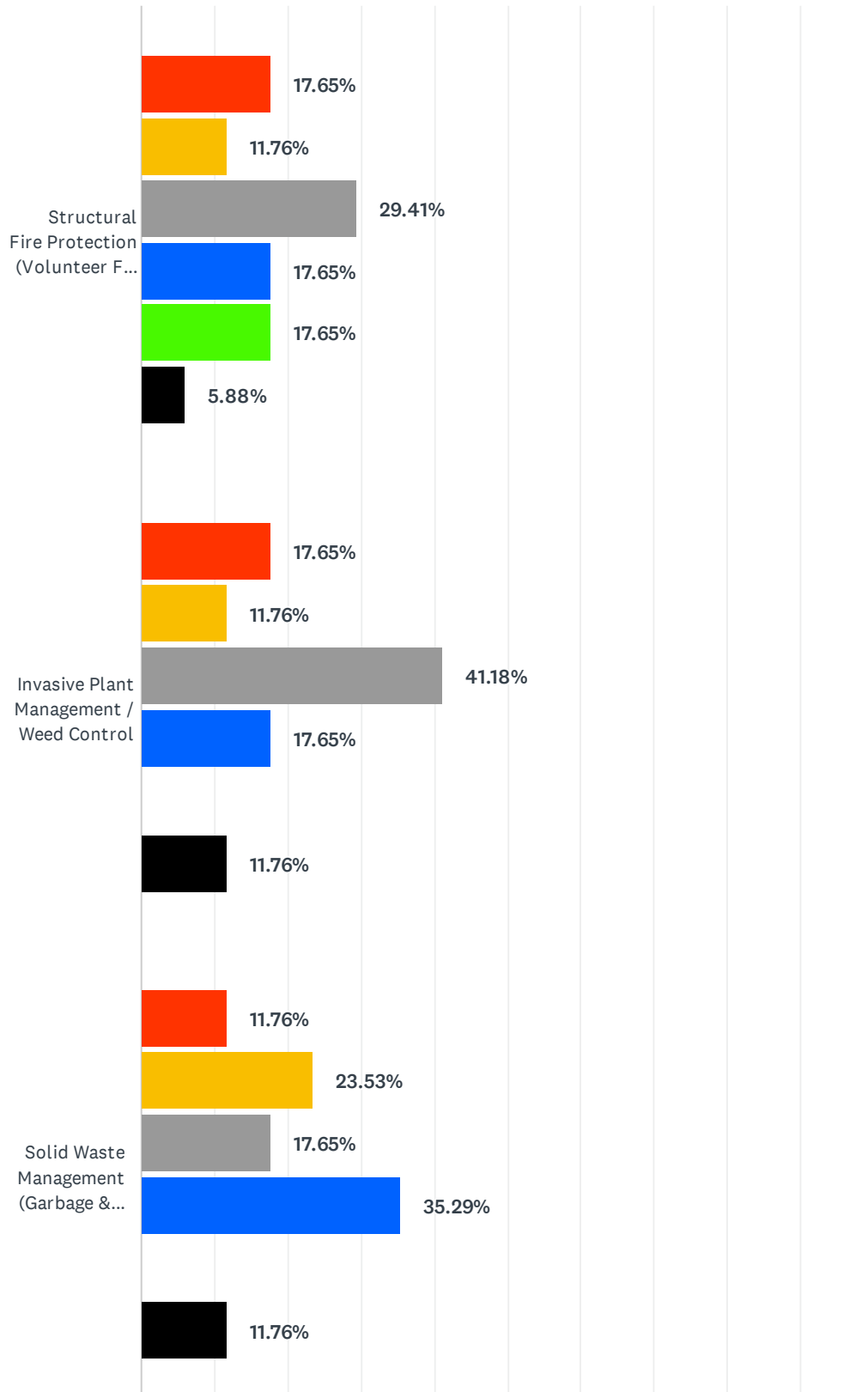
Answered: 17 Skipped: 6

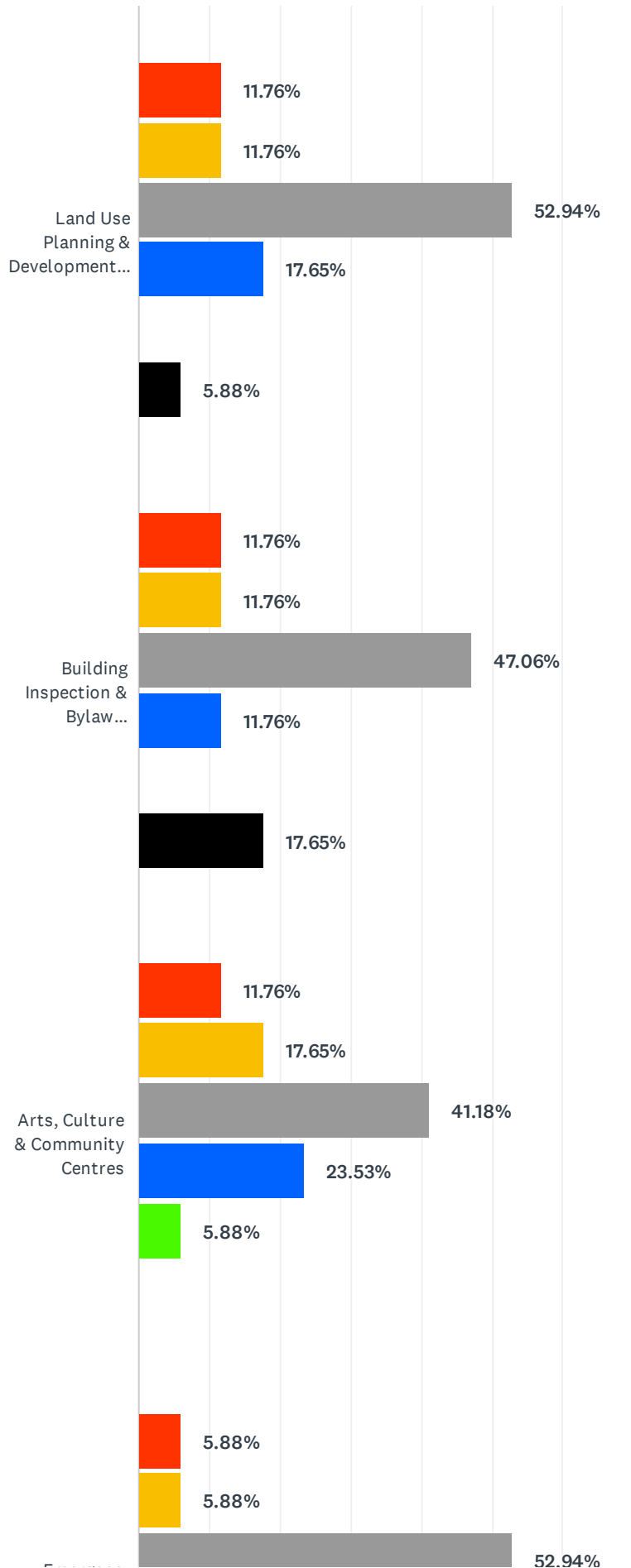


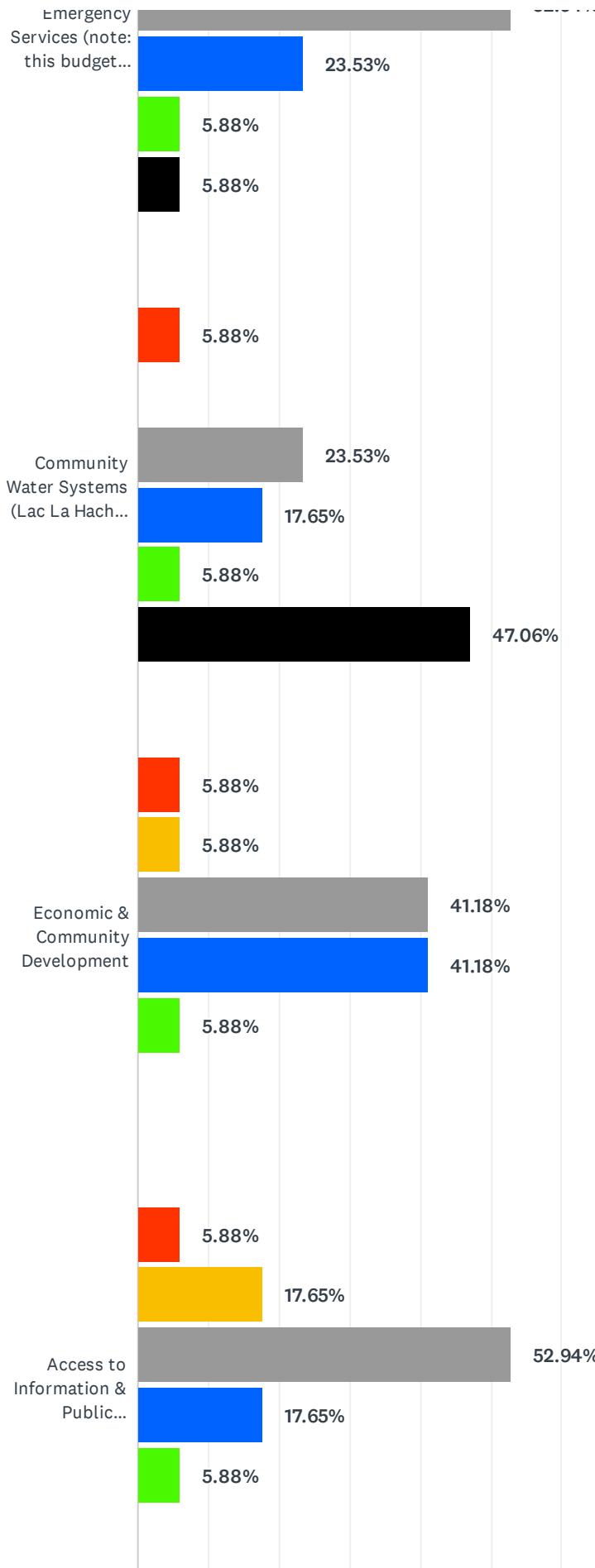
ANSWER CHOICES	RESPONSES	
Emergency Programs	82.35%	14
Fire Protection & 911 Services	76.47%	13
Recreation, Community Halls, Arts & Culture	58.82%	10
Land Use Planning & Development Regulation	41.18%	7
Solid Waste & Invasive Plants Management	41.18%	7
Economic Development	35.29%	6
Corporate Administration & Public Relations	23.53%	4
Bylaw Enforcement	23.53%	4
Sewer and Water Systems	23.53%	4
Building Permits & Inspection	17.65%	3
Regional Airports	17.65%	3
Library Services	17.65%	3
Board Governance and Advocacy	11.76%	2
Streetlighting	0.00%	0
Total Respondents: 17		

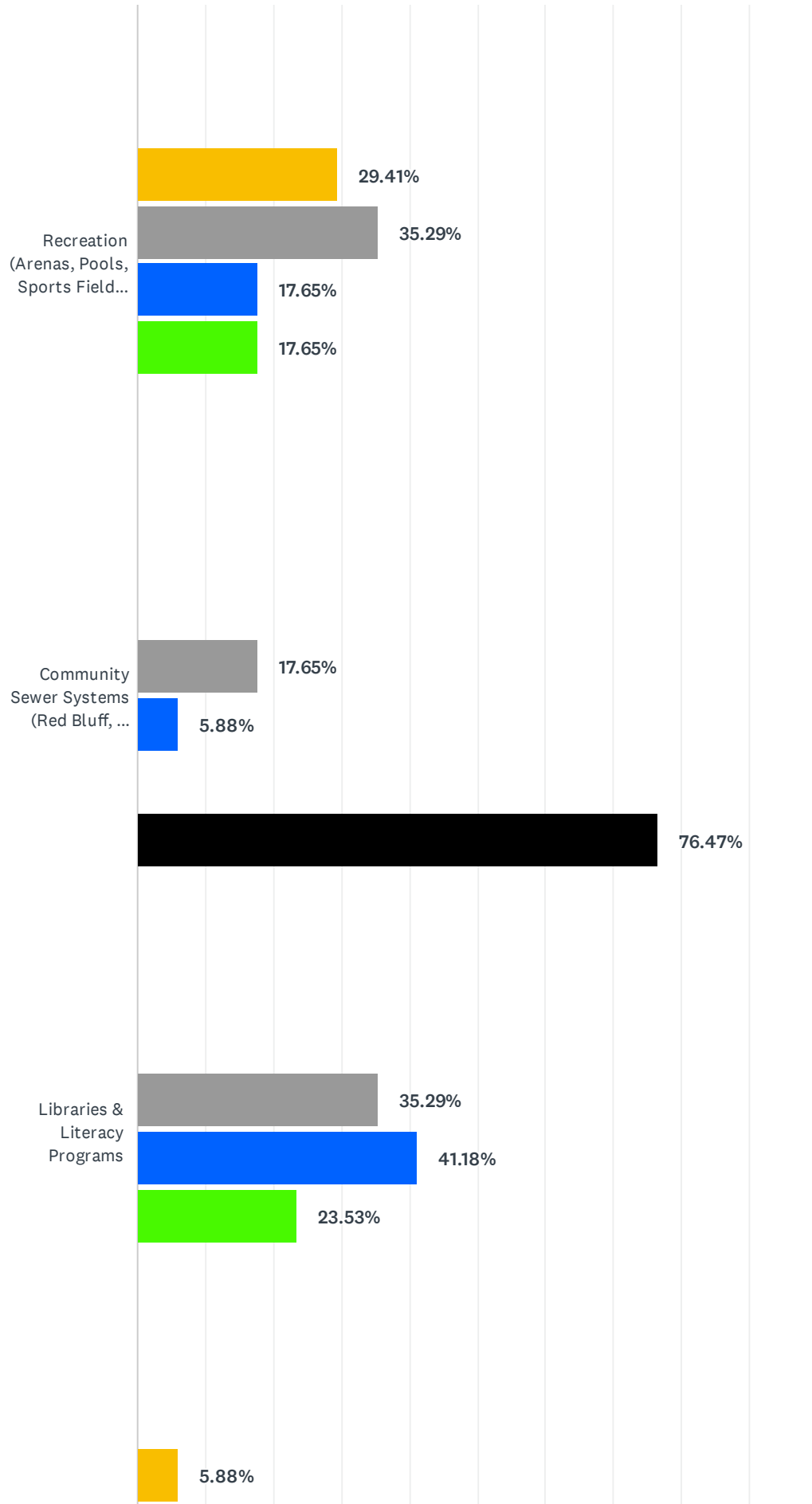
Q6 Please rate your level of satisfaction with the level of service available in your area for the following services:

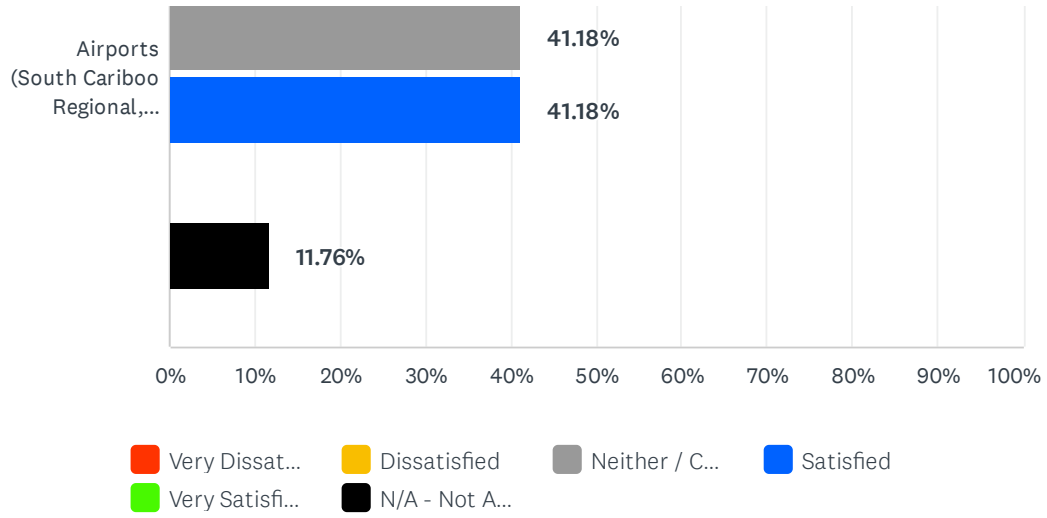
Answered: 17 Skipped: 6







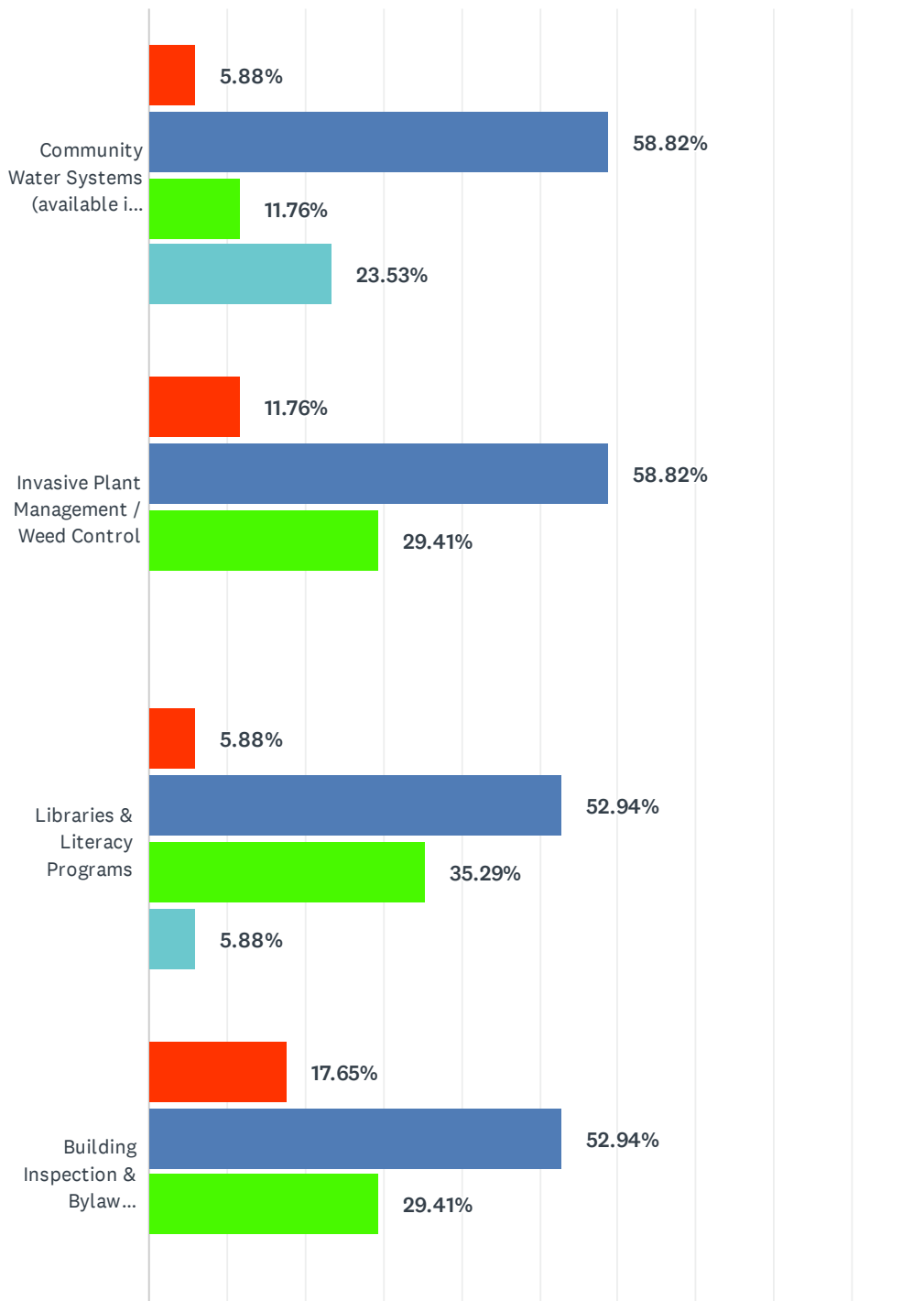


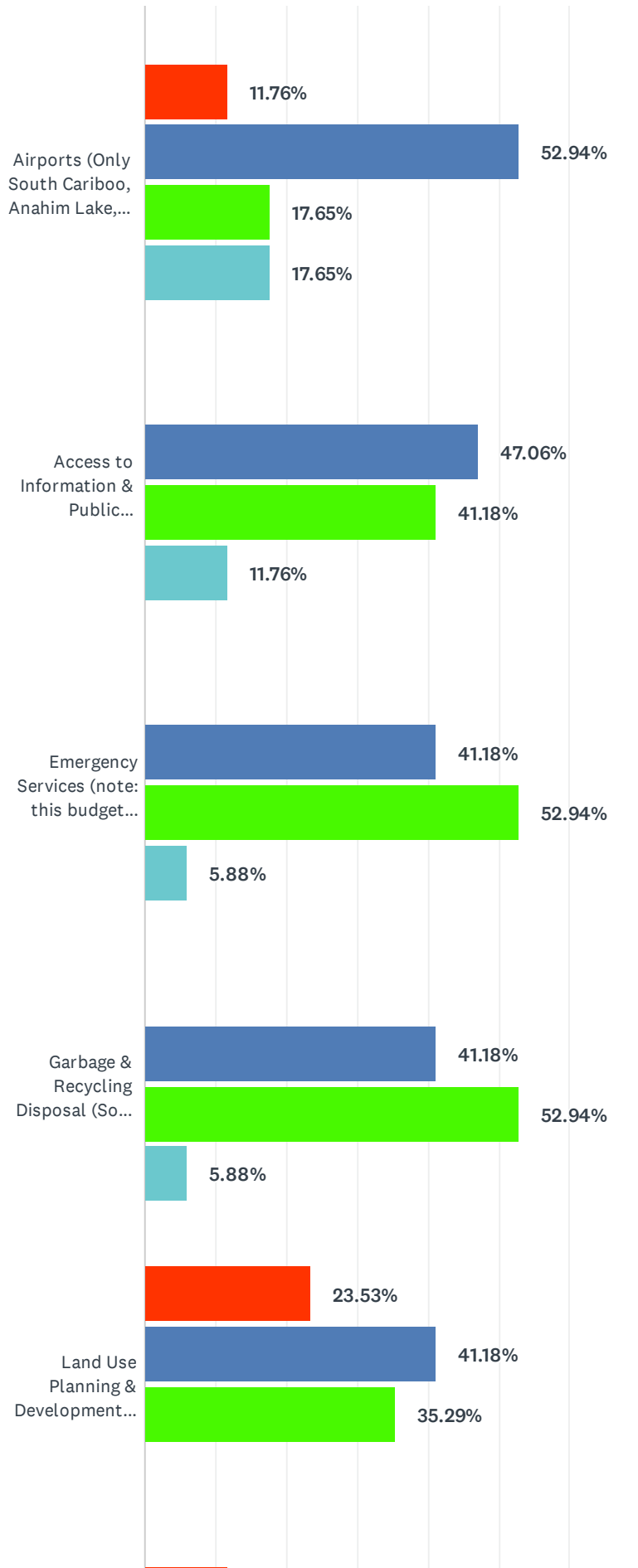


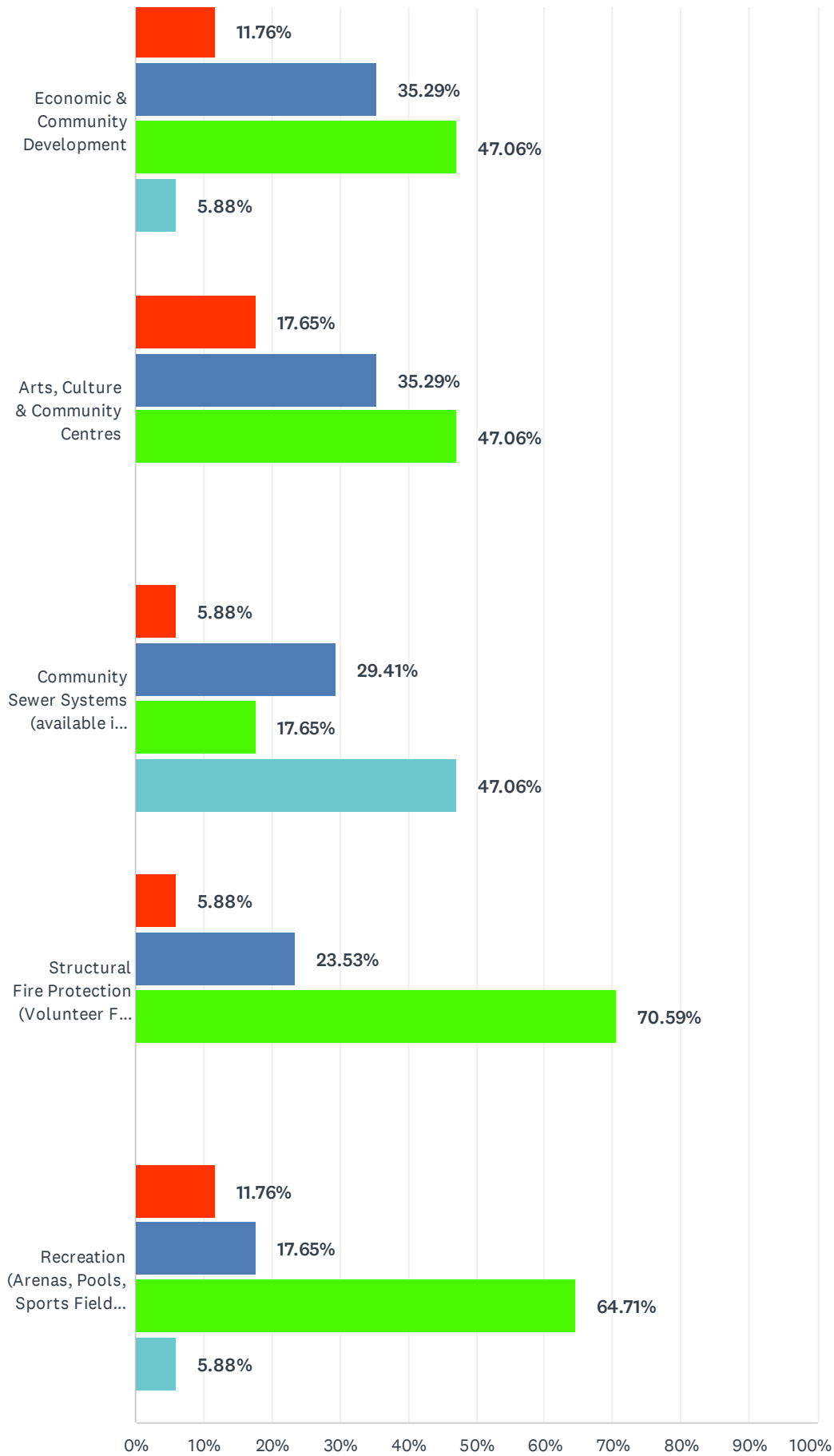
	VERY DISSATISFIED	DISSATISFIED	NEITHER / CONTENT	SATISFIED	VERY SATISFIED	N/A - NOT APPLICABLE	TOTAL
Structural Fire Protection (Volunteer Fire Departments)	17.65% 3	11.76% 2	29.41% 5	17.65% 3	17.65% 3	5.88% 1	17
Invasive Plant Management / Weed Control	17.65% 3	11.76% 2	41.18% 7	17.65% 3	0.00% 0	11.76% 2	17
Solid Waste Management (Garbage & Recycling)	11.76% 2	23.53% 4	17.65% 3	35.29% 6	0.00% 0	11.76% 2	17
Land Use Planning & Development Regulation	11.76% 2	11.76% 2	52.94% 9	17.65% 3	0.00% 0	5.88% 1	17
Building Inspection & Bylaw Enforcement	11.76% 2	11.76% 2	47.06% 8	11.76% 2	0.00% 0	17.65% 3	17
Arts, Culture & Community Centres	11.76% 2	17.65% 3	41.18% 7	23.53% 4	5.88% 1	0.00% 0	17
Emergency Services (note: this budget does not fund BC Wildfire)	5.88% 1	5.88% 1	52.94% 9	23.53% 4	5.88% 1	5.88% 1	17
Community Water Systems (Lac La Hache, Alexis Creek, Benjamin, 103 & 108 Mile, Forest Grove, Gateway, Horse Lake, Lexington, Russet Bluff, Canim Lake)	5.88% 1	0.00% 0	23.53% 4	17.65% 3	5.88% 1	47.06% 8	17
Economic & Community Development	5.88% 1	5.88% 1	41.18% 7	41.18% 7	5.88% 1	0.00% 0	17
Access to Information & Public Engagement	5.88% 1	17.65% 3	52.94% 9	17.65% 3	5.88% 1	0.00% 0	17
Recreation (Arenas, Pools, Sports Fields, Trails)	0.00% 0	29.41% 5	35.29% 6	17.65% 3	17.65% 3	0.00% 0	17
Community Sewer Systems (Red Bluff, Lac La Hache, Alexis Creek, Wildwood, Pine Valley)	0.00% 0	0.00% 0	17.65% 3	5.88% 1	0.00% 0	76.47% 13	17
Libraries & Literacy Programs	0.00% 0	0.00% 0	35.29% 6	41.18% 7	23.53% 4	0.00% 0	17
Airports (South Cariboo Regional, Anahim Lake, Quesnel, Likely)	0.00% 0	5.88% 1	41.18% 7	41.18% 7	0.00% 0	11.76% 2	17

Q7 Should the CRD increase, decrease, or maintain existing levels of service for the following functions? Note: Increasing service availability/levels requires additional funding from taxation or user fees since costs would increase, whereas a decrease in service availability/levels generally does not. Maintaining existing services would see only increases for inflation.

Answered: 17 Skipped: 6







■ Decrease s...
 ■ Keep it the ...
 ■ Increase se...
 ■ N/A - Not A...

	DECREASE SERVICES	KEEP IT THE SAME	INCREASE SERVICES	N/A - NOT APPLICABLE	TOTAL
Community Water Systems (available in only 11 rural communities)	5.88% 1	58.82% 10	11.76% 2	23.53% 4	17
Invasive Plant Management / Weed Control	11.76% 2	58.82% 10	29.41% 5	0.00% 0	17
Libraries & Literacy Programs	5.88% 1	52.94% 9	35.29% 6	5.88% 1	17
Building Inspection & Bylaw Enforcement	17.65% 3	52.94% 9	29.41% 5	0.00% 0	17
Airports (Only South Cariboo, Anahim Lake, Quesnel & Likely)	11.76% 2	52.94% 9	17.65% 3	17.65% 3	17
Access to Information & Public Engagement	0.00% 0	47.06% 8	41.18% 7	11.76% 2	17
Emergency Services (note: this budget does not fund BC Wildfire)	0.00% 0	41.18% 7	52.94% 9	5.88% 1	17
Garbage & Recycling Disposal (Solid Waste Management)	0.00% 0	41.18% 7	52.94% 9	5.88% 1	17
Land Use Planning & Development Regulation	23.53% 4	41.18% 7	35.29% 6	0.00% 0	17
Economic & Community Development	11.76% 2	35.29% 6	47.06% 8	5.88% 1	17
Arts, Culture & Community Centres	17.65% 3	35.29% 6	47.06% 8	0.00% 0	17
Community Sewer Systems (available in only 6 rural communities)	5.88% 1	29.41% 5	17.65% 3	47.06% 8	17
Structural Fire Protection (Volunteer Fire Departments)	5.88% 1	23.53% 4	70.59% 12	0.00% 0	17
Recreation (Arenas, Pools, Sports Fields, Trails)	11.76% 2	17.65% 3	64.71% 11	5.88% 1	17

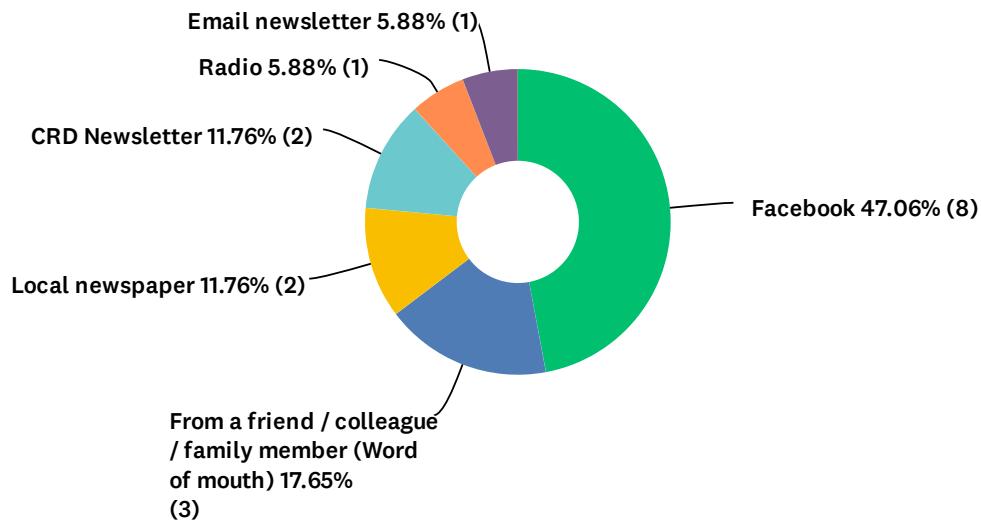
Q8 Is there anything you would like to add about service levels and availability in your area?

Answered: 10 Skipped: 13

#	RESPONSES	DATE
1	Non-CRD Services Snow pushback from driveways used to be done at least once a year. It has been non-existent the last couple of years. Taxes go up, services go down. This is un acceptable to me.	2/15/2025 5:42 PM
2	Engagement There is NO Detail on expenses so public input means little in this survey. All I see is annonomous BS that if used by directors provides no real clear accountability of tax money. Past efforts to survey citizens like last year only 24 responded shows clearly the CRD has no intention of listening nor changing budgets, this survey is useless.	2/14/2025 7:13 AM
3	Engagement Bring back the tennis court.	2/14/2025 7:00 AM
4	Development Fire Protection Recreation We have no fire department and very few actual services in our area like community hall etc. It would be nice to have. Also property owners need to have less legislation and government interference on their own land. Building permits etc and how many homes should not be anyone's business but the owner of the property. There is far too much over regulation and over reach happening. People are trying desperately to make ends meet and ard being taxed to death. Enough is enough.	2/10/2025 2:34 PM
5	Solid Waste Promised refuse dump at Chimney Lake to be monitored and gated, nothing happened	2/9/2025 10:06 AM
6	Solid Waste We would like better garbage and recycling services to be provided to Russet Bluff. Currently only garbage is offered and the contractor (360 Solutions) has poor administration - they forgot to take auto deposits from our account and then send us "unpaid" mail. It took calling them twice for them to figure out that the previous owner no longer lives here and to stop sending her overdue invoices.	2/6/2025 7:10 AM
7	Non-CRD Services Russet bluffs needs to be plowed more in the winter months.	2/4/2025 8:19 PM
8	Solid Waste Please bring recycling bins to the chimney lake dump!!!! So much recycling gets thrown in the dumpster there.	1/30/2025 7:19 AM
9	Emergency Services Fire Protection Increase forest fire mitigation such as fire smart properties, auto sprinklers, https://superinnovators.com/2024/01/automatic-giant-sprinkler-system-protects-thatched-japanese-village/ and extend fire hydrants were feasible	1/29/2025 5:20 PM
10	Recreation I tried out the new trail at Esler near the disc golf course and ball fields and really enjoyed it. I live in Russet Bluff and would love to see some trail development there as well.	1/29/2025 4:59 PM

Q9 How did you find out about this survey?

Answered: 17 Skipped: 6



ANSWER CHOICES	RESPONSES	
Facebook	47.06%	8
From a friend / colleague / family member (Word of mouth)	17.65%	3
Local newspaper	11.76%	2
CRD Newsletter	11.76%	2
Radio	5.88%	1
Email newsletter	5.88%	1
None of the above	0.00%	0
Twitter	0.00%	0
Instagram	0.00%	0
LinkedIn	0.00%	0
Poster	0.00%	0
I called the CRD	0.00%	0
Other (please specify)	0.00%	0
TOTAL		17

#	OTHER (PLEASE SPECIFY)	DATE
	There are no responses.	