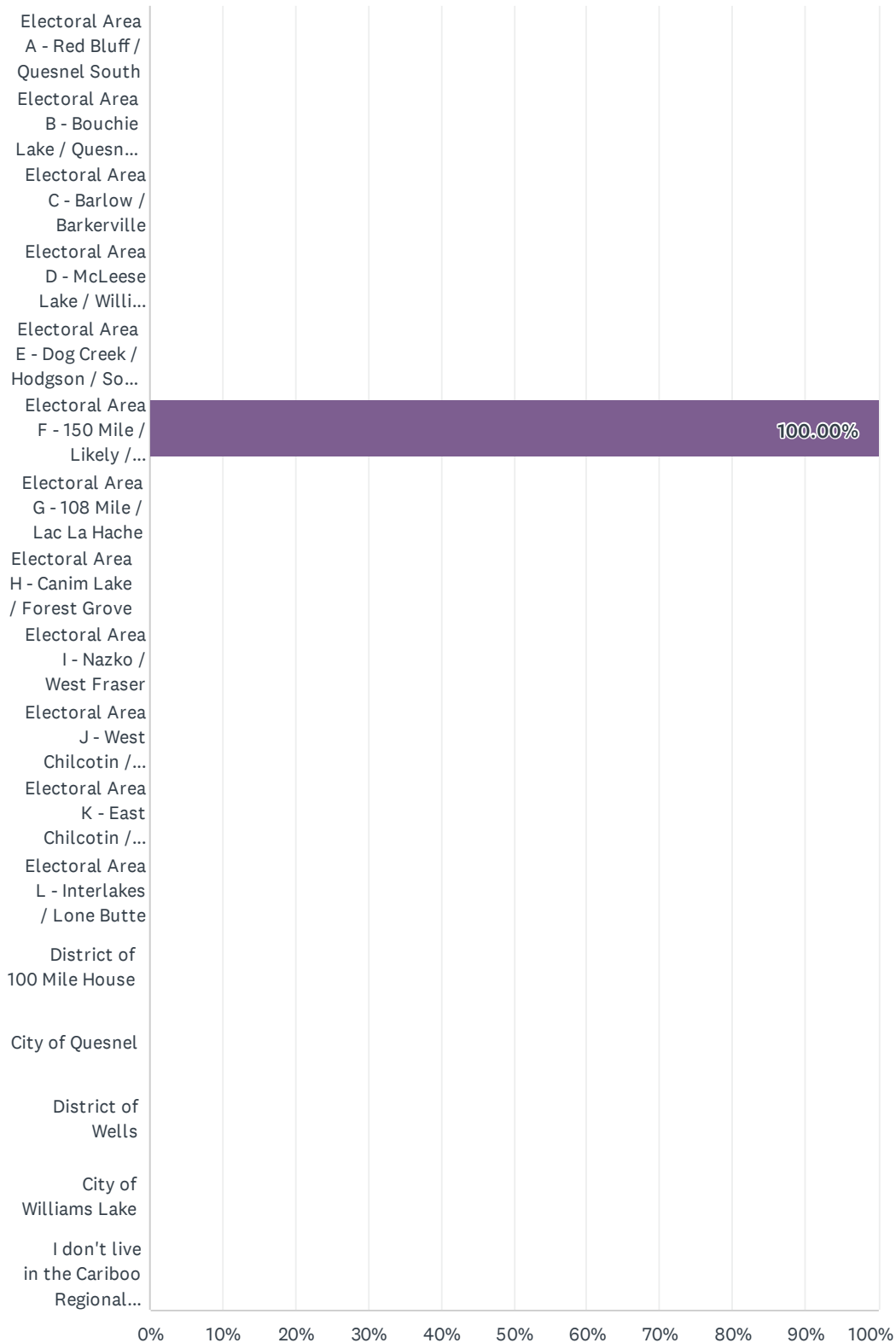


Q1 Which Electoral Area / Municipality do you live in?

Answered: 32 Skipped: 0

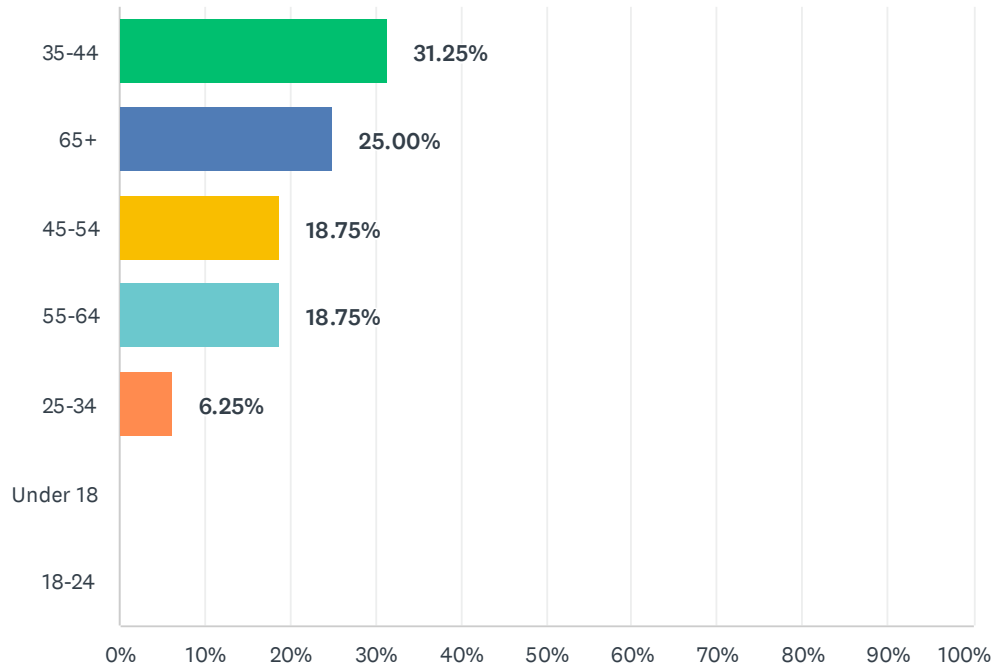


ANSWER CHOICES	RESPONSES	
Electoral Area A - Red Bluff / Quesnel South	0.00%	0
Electoral Area B - Bouchie Lake / Quesnel West	0.00%	0
Electoral Area C - Barlow / Barkerville	0.00%	0
Electoral Area D - McLeese Lake / Williams Lake North	0.00%	0
Electoral Area E - Dog Creek / Hodgson / South Lakeside	0.00%	0
Electoral Area F - 150 Mile / Likely / Horsefly	100.00%	32
Electoral Area G - 108 Mile / Lac La Hache	0.00%	0
Electoral Area H - Canim Lake / Forest Grove	0.00%	0
Electoral Area I - Nazko / West Fraser	0.00%	0
Electoral Area J - West Chilcotin / Anahim Lake / Nimpo Lake	0.00%	0
Electoral Area K - East Chilcotin / Alexis Creek / Riske Creek	0.00%	0
Electoral Area L - Interlakes / Lone Butte	0.00%	0
District of 100 Mile House	0.00%	0
City of Quesnel	0.00%	0
District of Wells	0.00%	0
City of Williams Lake	0.00%	0
I don't live in the Cariboo Regional District (please specify which community you live in)	0.00%	0
TOTAL		32

#	I DON'T LIVE IN THE CARIBOO REGIONAL DISTRICT (PLEASE SPECIFY WHICH COMMUNITY YOU LIVE IN)	DATE
	There are no responses.	

Q2 What is your age?

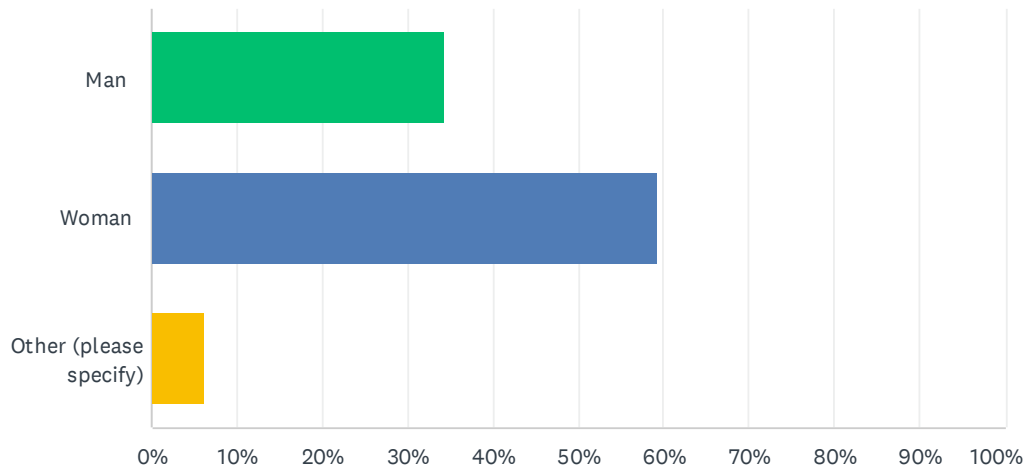
Answered: 32 Skipped: 0



ANSWER CHOICES	RESPONSES	
35-44	31.25%	10
65+	25.00%	8
45-54	18.75%	6
55-64	18.75%	6
25-34	6.25%	2
Under 18	0.00%	0
18-24	0.00%	0
TOTAL		32

Q3 I am a...

Answered: 32 Skipped: 0

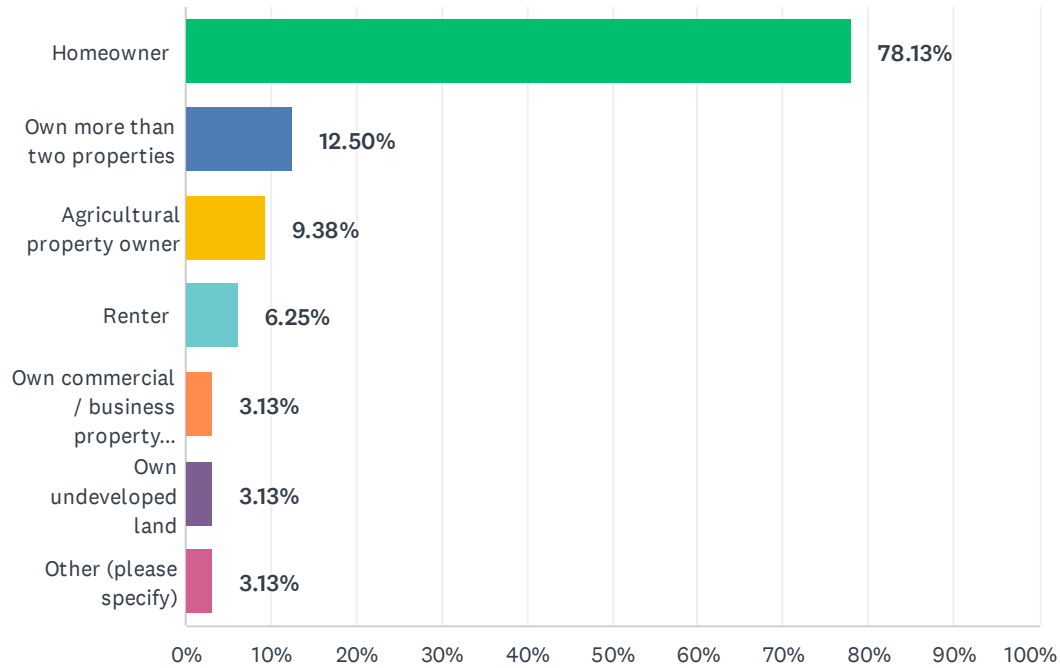


ANSWER CHOICES	RESPONSES
Man	34.38% 11
Woman	59.38% 19
Other (please specify)	6.25% 2
TOTAL	32

#	OTHER (PLEASE SPECIFY)	DATE
1	Non binary	2/11/2025 9:18 AM
2	Not anyone's business	1/29/2025 3:46 PM

Q4 What is your property ownership status? Check all that apply.

Answered: 32 Skipped: 0

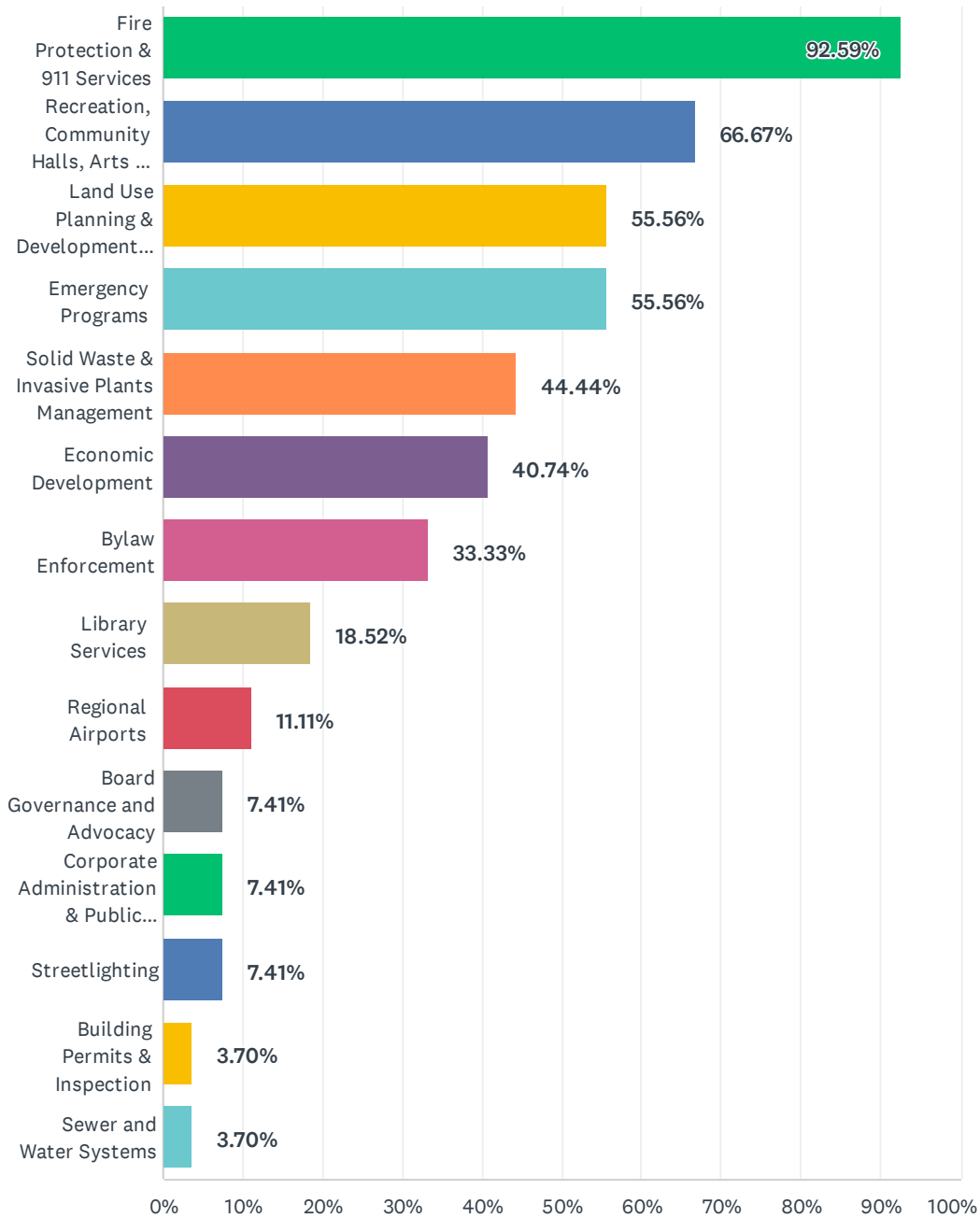


ANSWER CHOICES	RESPONSES
Homeowner	78.13% 25
Own more than two properties	12.50% 4
Agricultural property owner	9.38% 3
Renter	6.25% 2
Own commercial / business property (non-agricultural)	3.13% 1
Own undeveloped land	3.13% 1
Other (please specify)	3.13% 1
Total Respondents: 32	

#	OTHER (PLEASE SPECIFY)	DATE
1	I rent in 150 Mile and own in WL	2/5/2025 7:34 PM

Q5 Please select the five most important regional district services for you.

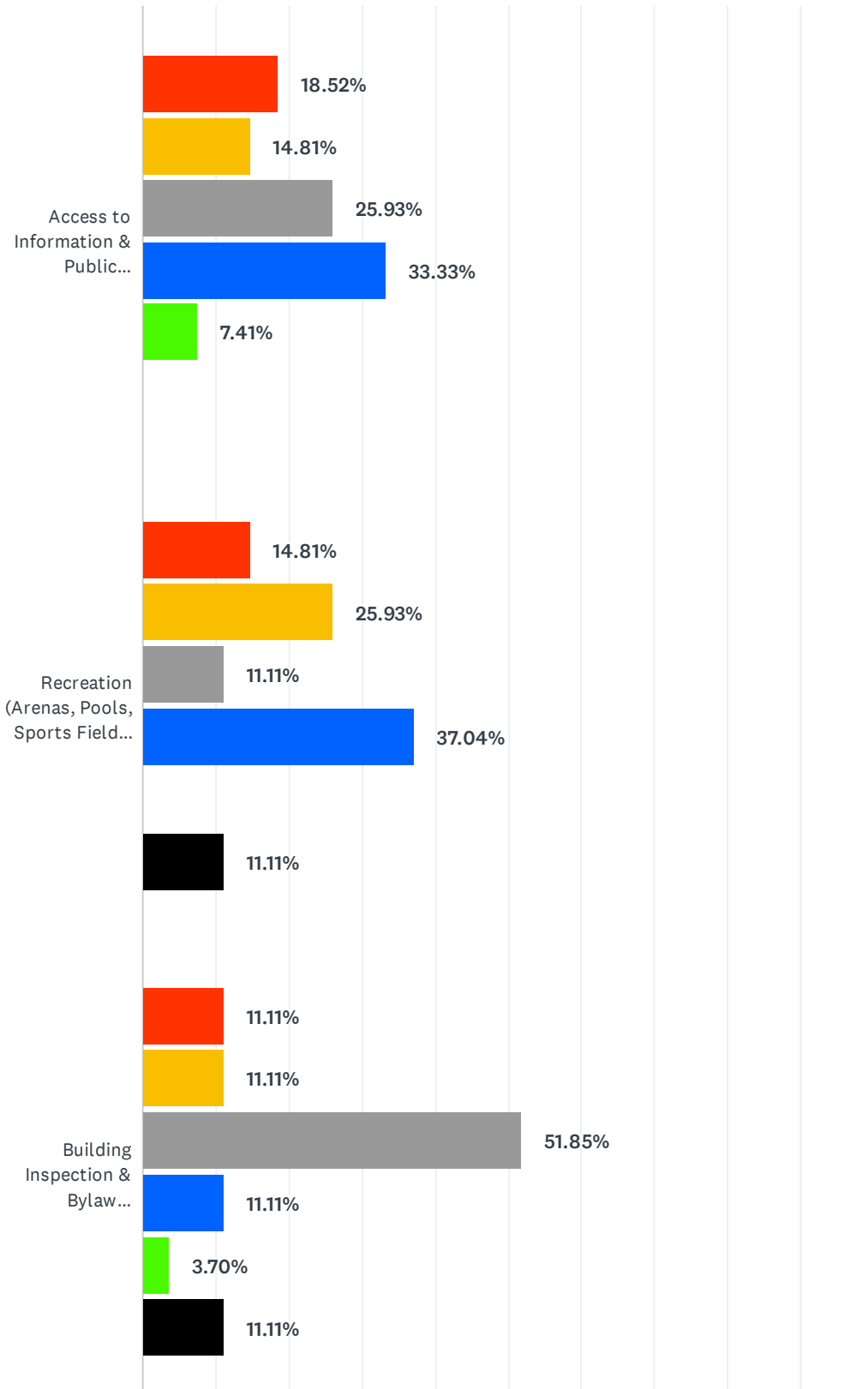
Answered: 27 Skipped: 5

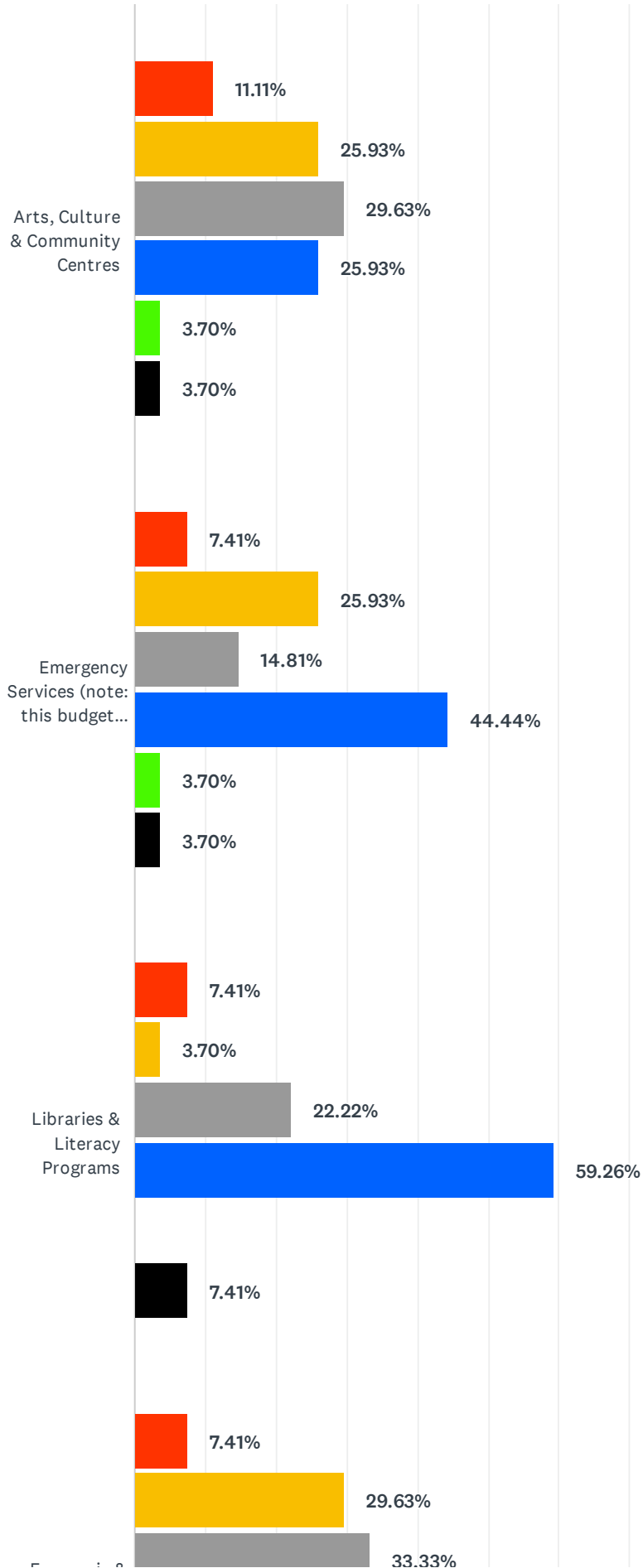


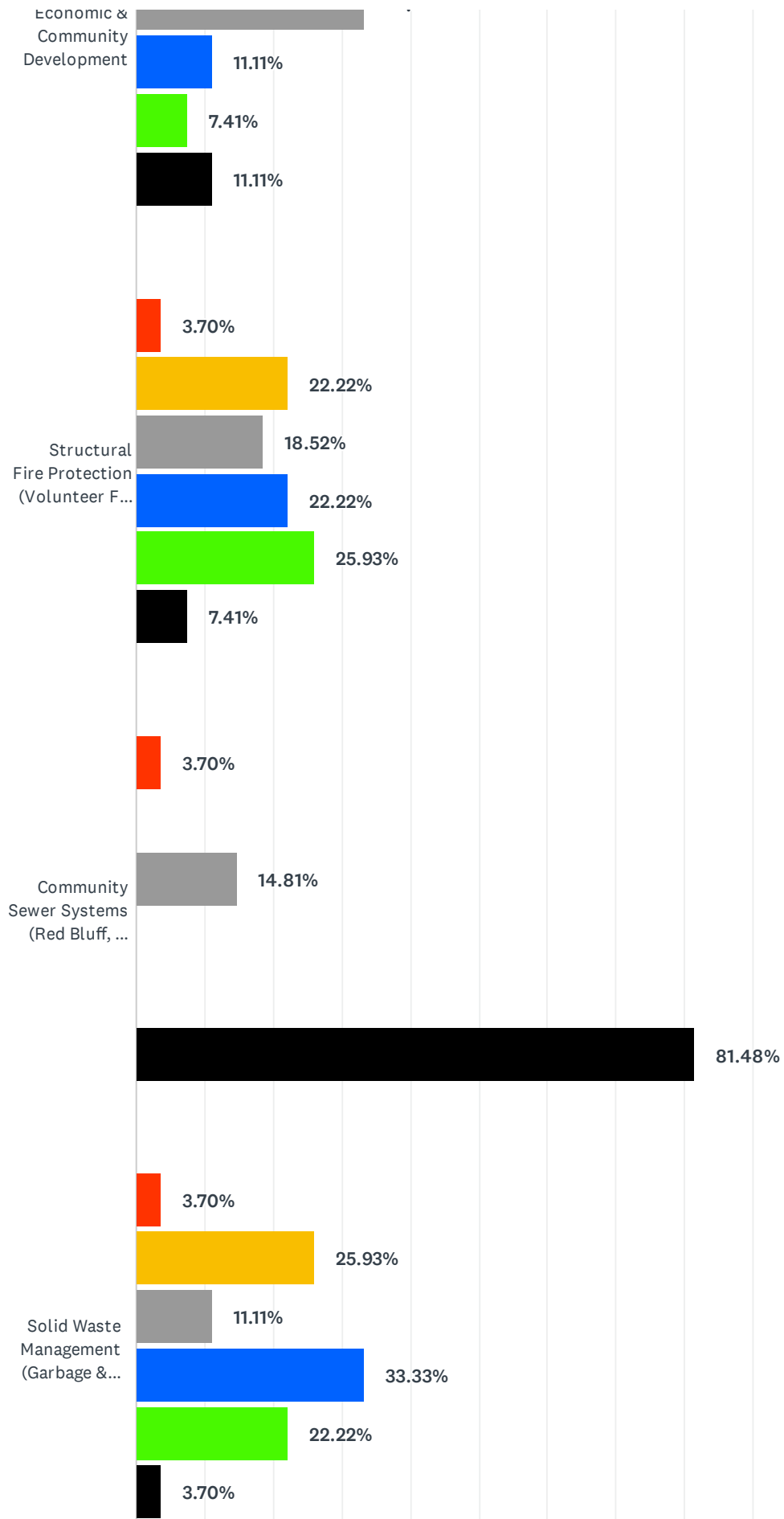
ANSWER CHOICES	RESPONSES	
Fire Protection & 911 Services	92.59%	25
Recreation, Community Halls, Arts & Culture	66.67%	18
Land Use Planning & Development Regulation	55.56%	15
Emergency Programs	55.56%	15
Solid Waste & Invasive Plants Management	44.44%	12
Economic Development	40.74%	11
Bylaw Enforcement	33.33%	9
Library Services	18.52%	5
Regional Airports	11.11%	3
Board Governance and Advocacy	7.41%	2
Corporate Administration & Public Relations	7.41%	2
Streetlighting	7.41%	2
Building Permits & Inspection	3.70%	1
Sewer and Water Systems	3.70%	1
Total Respondents: 27		

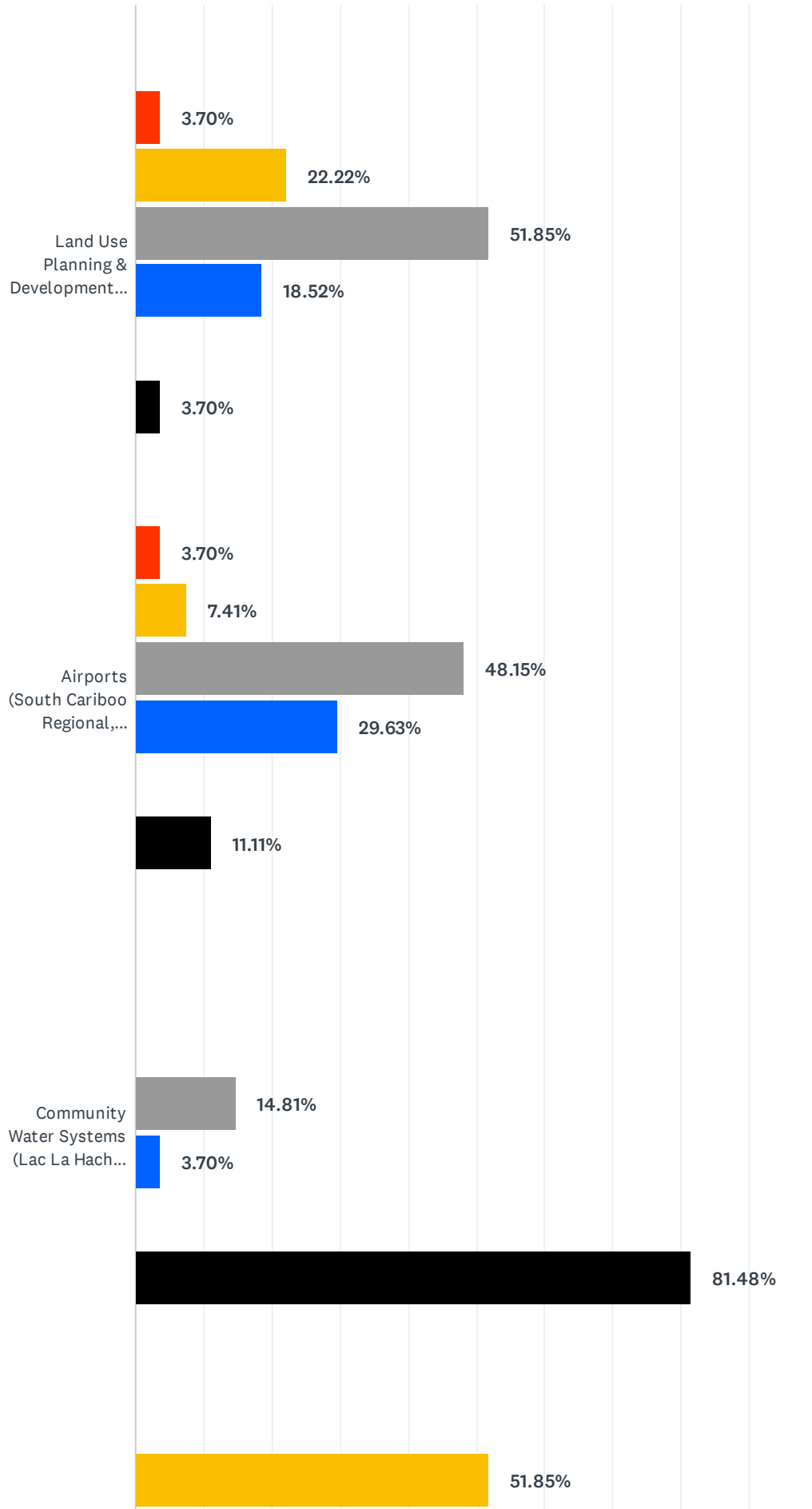
Q6 Please rate your level of satisfaction with the level of service available in your area for the following services:

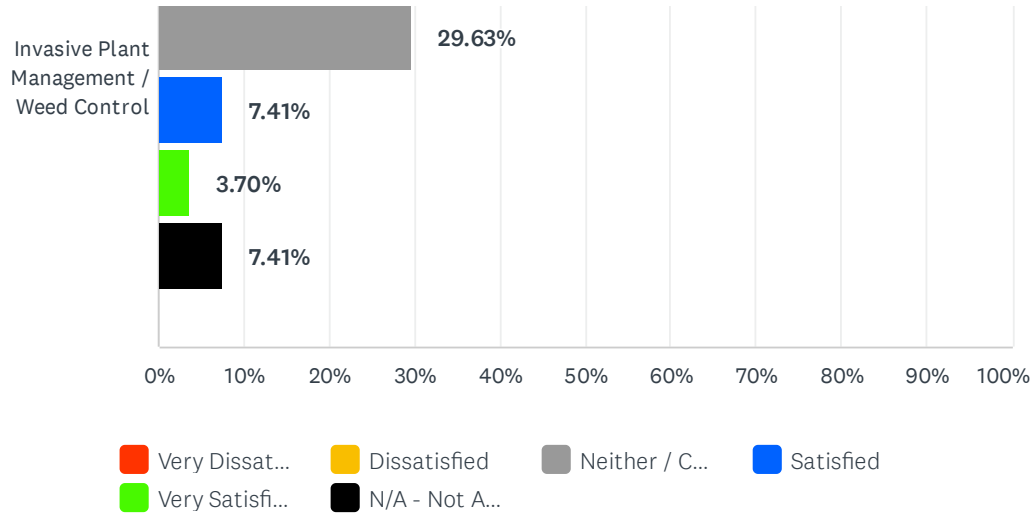
Answered: 27 Skipped: 5







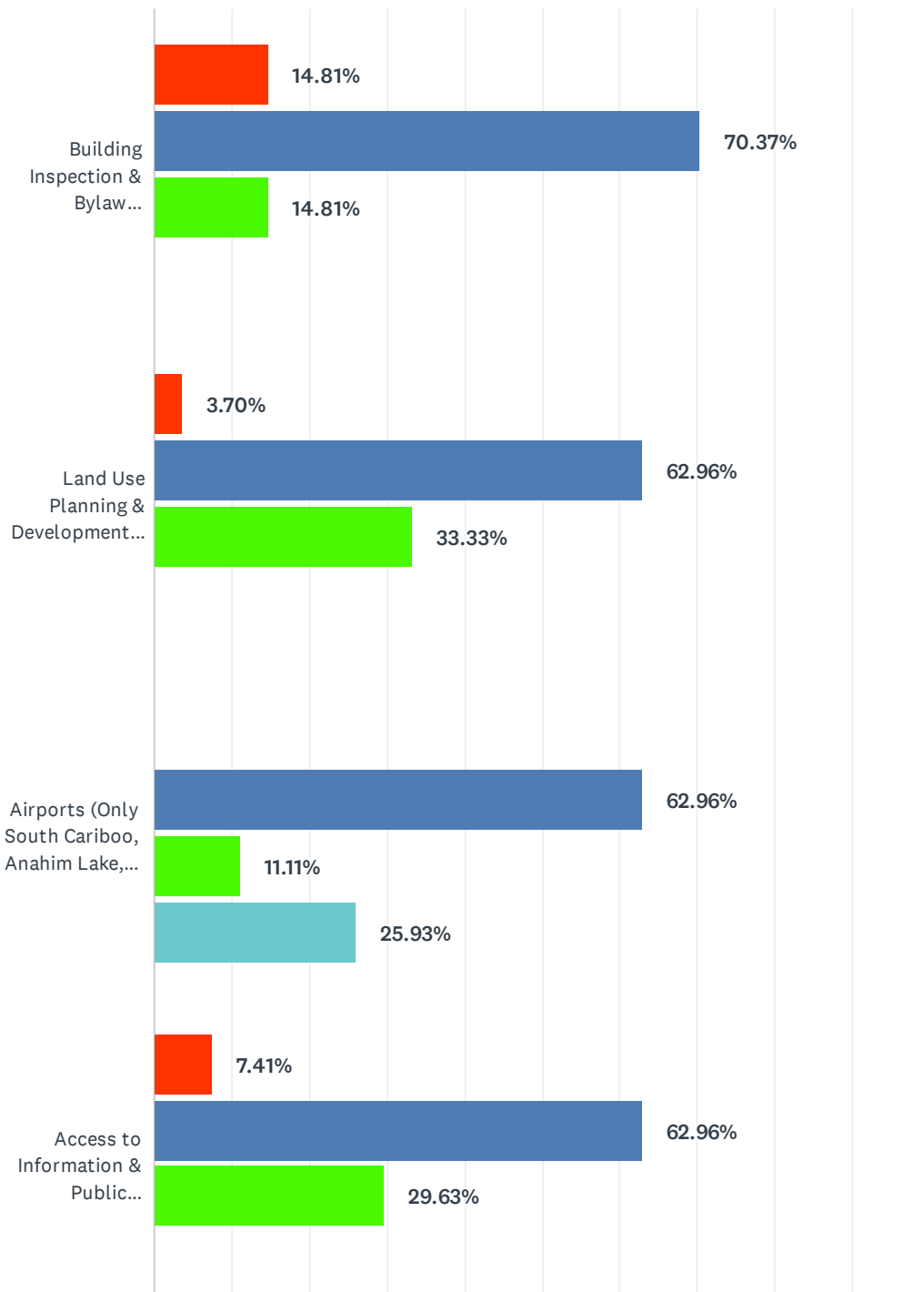


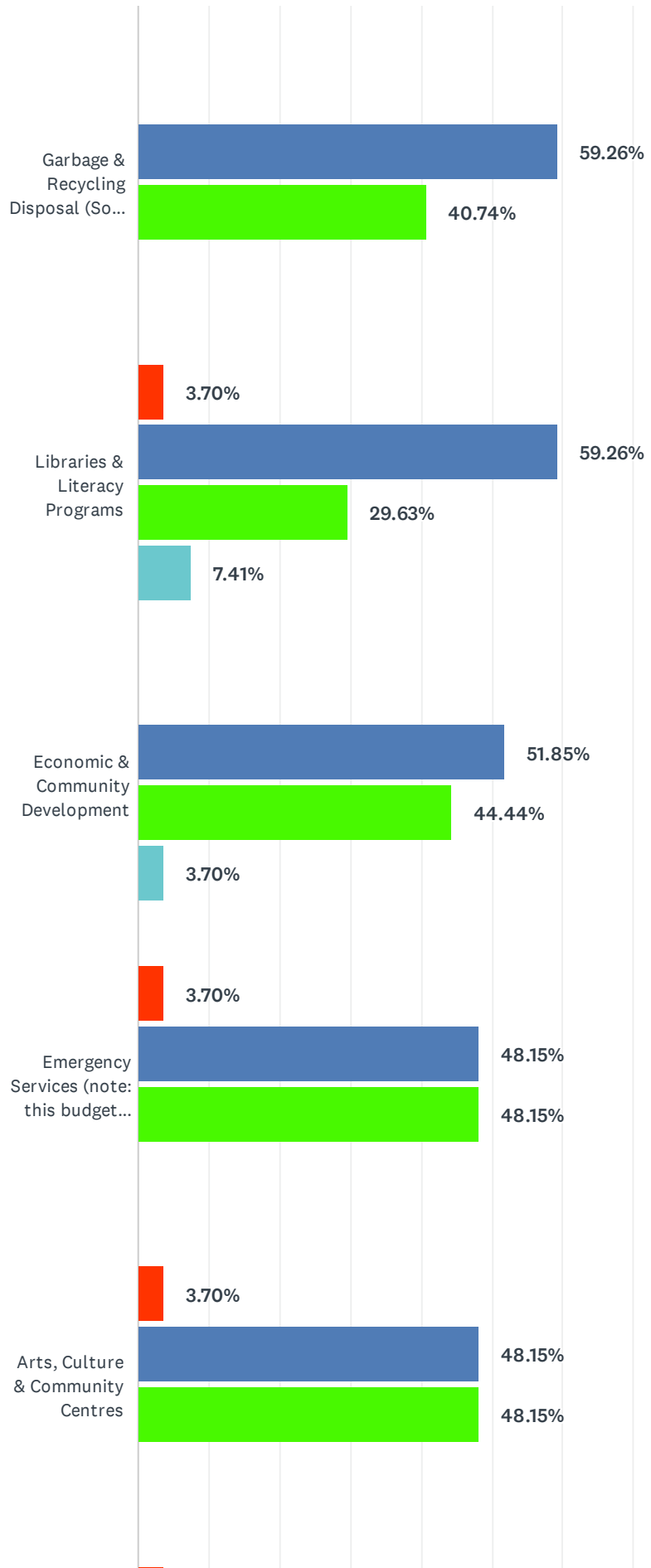


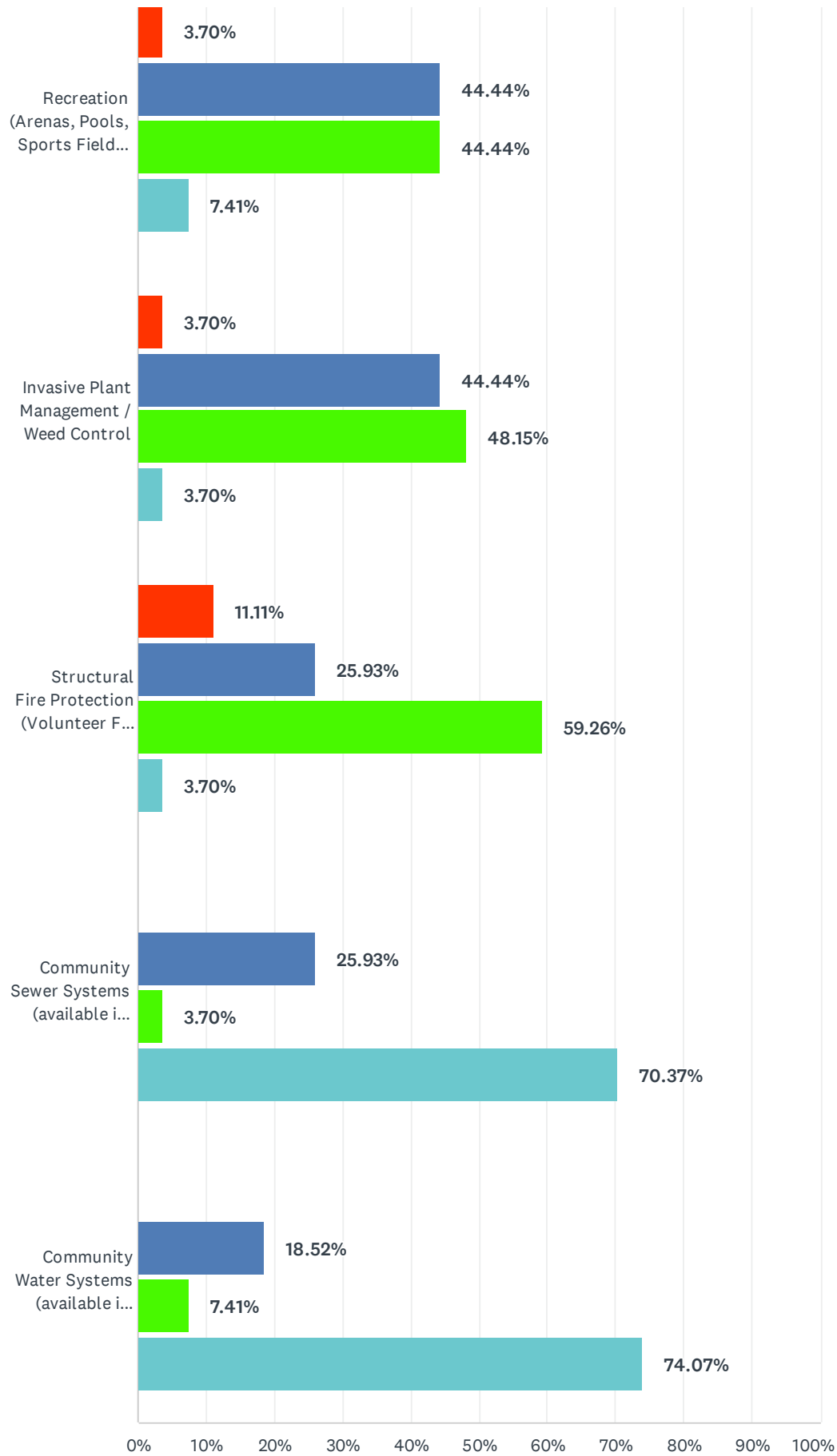
	VERY DISSATISFIED	DISSATISFIED	NEITHER / CONTENT	SATISFIED	VERY SATISFIED	N/A - NOT APPLICABLE	TOTAL
Access to Information & Public Engagement	18.52% 5	14.81% 4	25.93% 7	33.33% 9	7.41% 2	0.00% 0	27
Recreation (Arenas, Pools, Sports Fields, Trails)	14.81% 4	25.93% 7	11.11% 3	37.04% 10	0.00% 0	11.11% 3	27
Building Inspection & Bylaw Enforcement	11.11% 3	11.11% 3	51.85% 14	11.11% 3	3.70% 1	11.11% 3	27
Arts, Culture & Community Centres	11.11% 3	25.93% 7	29.63% 8	25.93% 7	3.70% 1	3.70% 1	27
Emergency Services (note: this budget does not fund BC Wildfire)	7.41% 2	25.93% 7	14.81% 4	44.44% 12	3.70% 1	3.70% 1	27
Libraries & Literacy Programs	7.41% 2	3.70% 1	22.22% 6	59.26% 16	0.00% 0	7.41% 2	27
Economic & Community Development	7.41% 2	29.63% 8	33.33% 9	11.11% 3	7.41% 2	11.11% 3	27
Structural Fire Protection (Volunteer Fire Departments)	3.70% 1	22.22% 6	18.52% 5	22.22% 6	25.93% 7	7.41% 2	27
Community Sewer Systems (Red Bluff, Lac La Hache, Alexis Creek, Wildwood, Pine Valley)	3.70% 1	0.00% 0	14.81% 4	0.00% 0	0.00% 0	81.48% 22	27
Solid Waste Management (Garbage & Recycling)	3.70% 1	25.93% 7	11.11% 3	33.33% 9	22.22% 6	3.70% 1	27
Land Use Planning & Development Regulation	3.70% 1	22.22% 6	51.85% 14	18.52% 5	0.00% 0	3.70% 1	27
Airports (South Cariboo Regional, Anahim Lake, Quesnel, Likely)	3.70% 1	7.41% 2	48.15% 13	29.63% 8	0.00% 0	11.11% 3	27
Community Water Systems (Lac La Hache, Alexis Creek, Benjamin, 103 & 108 Mile, Forest Grove, Gateway, Horse Lake, Lexington, Russet Bluff, Canim Lake)	0.00% 0	0.00% 0	14.81% 4	3.70% 1	0.00% 0	81.48% 22	27
Invasive Plant Management / Weed Control	0.00% 0	51.85% 14	29.63% 8	7.41% 2	3.70% 1	7.41% 2	27

Q7 Should the CRD increase, decrease, or maintain existing levels of service for the following functions? Note: Increasing service availability/levels requires additional funding from taxation or user fees since costs would increase, whereas a decrease in service availability/levels generally does not. Maintaining existing services would see only increases for inflation.

Answered: 27 Skipped: 5







■ Decrease s...
 ■ Keep it the ...
 ■ Increase se...
 ■ N/A - Not A...

	DECREASE SERVICES	KEEP IT THE SAME	INCREASE SERVICES	N/A - NOT APPLICABLE	TOTAL
Building Inspection & Bylaw Enforcement	14.81% 4	70.37% 19	14.81% 4	0.00% 0	27
Land Use Planning & Development Regulation	3.70% 1	62.96% 17	33.33% 9	0.00% 0	27
Airports (Only South Cariboo, Anahim Lake, Quesnel & Likely)	0.00% 0	62.96% 17	11.11% 3	25.93% 7	27
Access to Information & Public Engagement	7.41% 2	62.96% 17	29.63% 8	0.00% 0	27
Garbage & Recycling Disposal (Solid Waste Management)	0.00% 0	59.26% 16	40.74% 11	0.00% 0	27
Libraries & Literacy Programs	3.70% 1	59.26% 16	29.63% 8	7.41% 2	27
Economic & Community Development	0.00% 0	51.85% 14	44.44% 12	3.70% 1	27
Emergency Services (note: this budget does not fund BC Wildfire)	3.70% 1	48.15% 13	48.15% 13	0.00% 0	27
Arts, Culture & Community Centres	3.70% 1	48.15% 13	48.15% 13	0.00% 0	27
Recreation (Arenas, Pools, Sports Fields, Trails)	3.70% 1	44.44% 12	44.44% 12	7.41% 2	27
Invasive Plant Management / Weed Control	3.70% 1	44.44% 12	48.15% 13	3.70% 1	27
Structural Fire Protection (Volunteer Fire Departments)	11.11% 3	25.93% 7	59.26% 16	3.70% 1	27
Community Sewer Systems (available in only 6 rural communities)	0.00% 0	25.93% 7	3.70% 1	70.37% 19	27
Community Water Systems (available in only 11 rural communities)	0.00% 0	18.52% 5	7.41% 2	74.07% 20	27

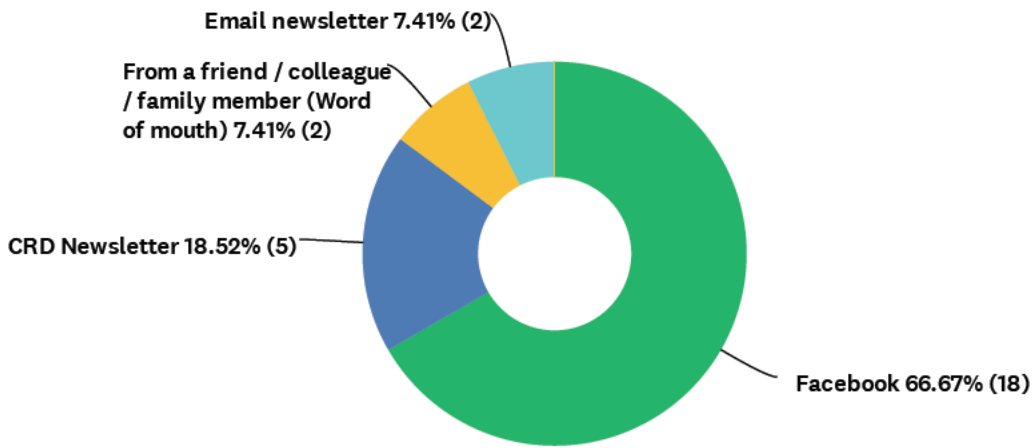
Q8 Is there anything you would like to add about service levels and availability in your area?

Answered: 14 Skipped: 18

#	RESPONSES	DATE
1	Taxes Less moneyspent on overhead and cleaning up sending on wages and mainstream some services. Keep crd functions to crd not doinf bc wildfire jobs	2/12/2025 5:19 PM
2	Fire Protection Taxes the service provided over all are acceptable. although i live in miocene and i am very disappointed in having to pay for a million dollar water tender its ridiculous and unnecessary. we had a vote that i feel was tongue and cheek that didn't consult our community well enough and was not thought out very well. it is especially stinging that i live outside of 8km but within the 13km so i am paying for a fire service that insurance doesn't think will be able to save my home (which i agree) so i am also paying unprotected rates for my insurance. its a joke and i really feel ripped off on all fronts, i would prefer to be excluded from the fire protection area all together.	2/11/2025 7:53 AM
3	Bylaw Enforcement Fire Protection way too much junk and old vehicles visible in peoples yards, property owners not clearing brush and junk wood which endangers the whole community. put more money into fire dept. budgets and do more to train and retain chiefs and volunteers.	2/8/2025 9:39 AM
4	Fire Protection The VFD in Miocene is a joke. Most members are [REDACTED] and the chief and some volunteers are [REDACTED]. Remove them.	2/7/2025 9:56 AM
5	Fire Protection We need to do all that we can to support our Fire Departments	2/6/2025 4:17 PM
6	Non-CRD Services Very little policing presence in the Horsefly area	2/5/2025 5:03 PM
7	Non-CRD Services Road mainenance - wasn't sure what dept this would fall under. It has been almost 20 years since our road, Millar Rd on Horsefly Lake, as been re-gravelled. We are down to the road base in most parts on the road. Also, logging trucks have been running on it for about a year now--spring could be a problem for drivers/residents. Also, the road hasn't been brushed in years---the overgrowth is getting dangerous especially, again in the spring, once the overgrowth starts leafing up.	2/5/2025 12:01 PM
8	Non-CRD Services Increase funding for snow removal and road maintenance (potholes). Charge the trucking companies for gravel road destruction they are causing. Residents shouldn't have to pay for their damage.	2/4/2025 8:19 AM
9	Emergency Services Fire Protection Funding for rural fire departments and their emergency services.	2/4/2025 8:19 AM
10	Recreation Multi purpose facilities to house and host various community related events, sports, cultural and artistic, private and corporate rental spaces.	2/3/2025 5:08 PM
11	Non-CRD Services Solid Waste Reopen the share sheds at the various transfer stations. It's a much needed service that should be available. Finish repaving Huston Rd in 150 Mile House and repair Pigeon Rd bridge/road so there isn't a bump.	2/1/2025 2:22 PM
12	Our area, Miocene, should have more services equal to Big Lake area	1/31/2025 7:13 PM
13	Administration Recreation Our recreations services are lacking compared to other similar municipalities. But to save costs I would like to see more individual responsibility and less government programs.	1/29/2025 10:37 PM
14	Fire Protection Lower fire protection taxes Miocene has some of the highest when our next door neighbours in the 150 pay a third of the cost. Maybe join the fire areas and share the cost as the overlap?	1/29/2025 3:03 PM

Q9 How did you find out about this survey?

Answered: 27 Skipped: 5



ANSWER CHOICES	RESPONSES	
Facebook	66.67%	18
CRD Newsletter	18.52%	5
From a friend / colleague / family member (Word of mouth)	7.41%	2
Email newsletter	7.41%	2
None of the above	0.00%	0
Twitter	0.00%	0
Instagram	0.00%	0
LinkedIn	0.00%	0
Local newspaper	0.00%	0
Radio	0.00%	0
Poster	0.00%	0
I called the CRD	0.00%	0
Other (please specify)	0.00%	0
TOTAL		27

#	OTHER (PLEASE SPECIFY)	DATE
	There are no responses.	