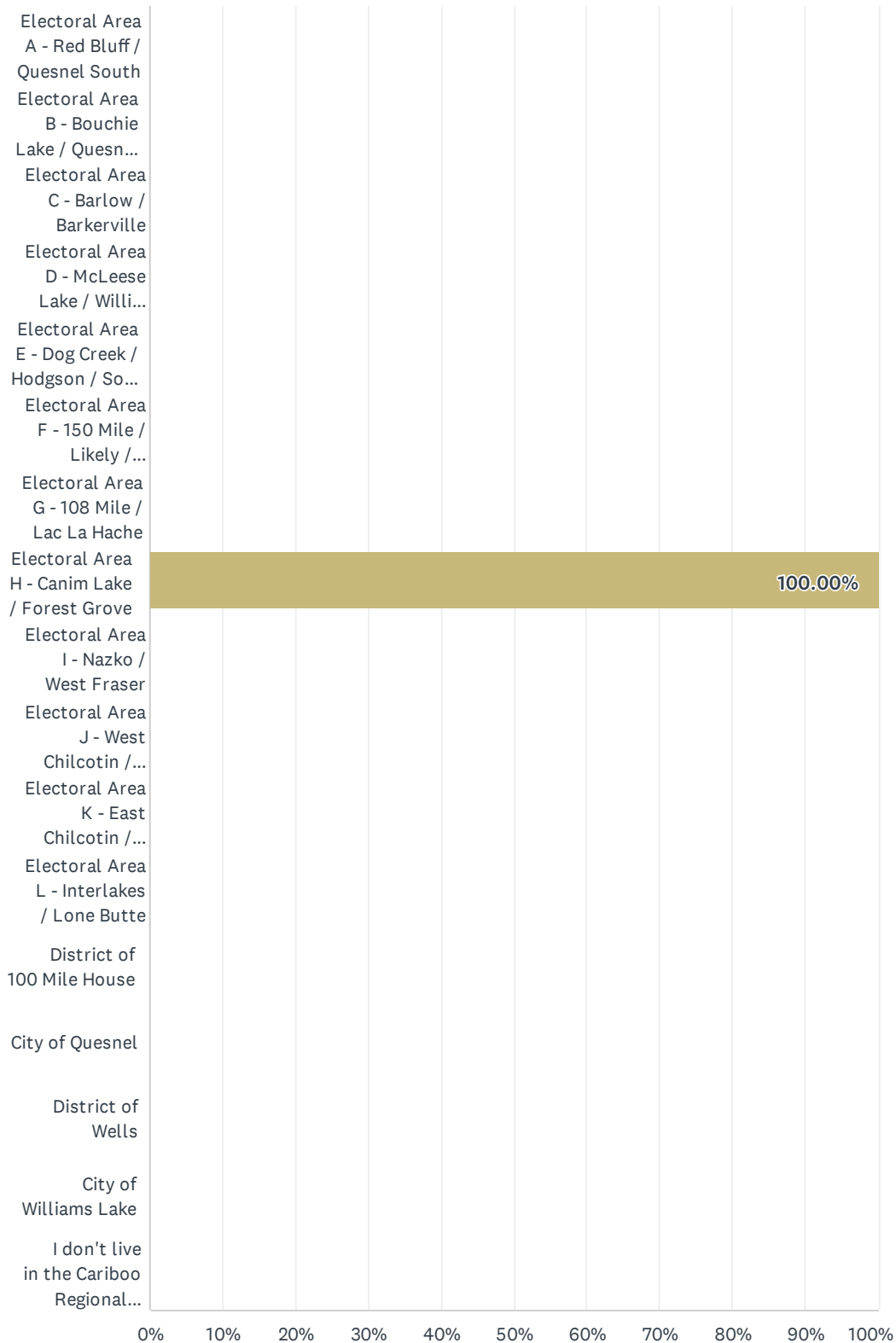


Q1 Which Electoral Area / Municipality do you live in?

Answered: 20 Skipped: 0

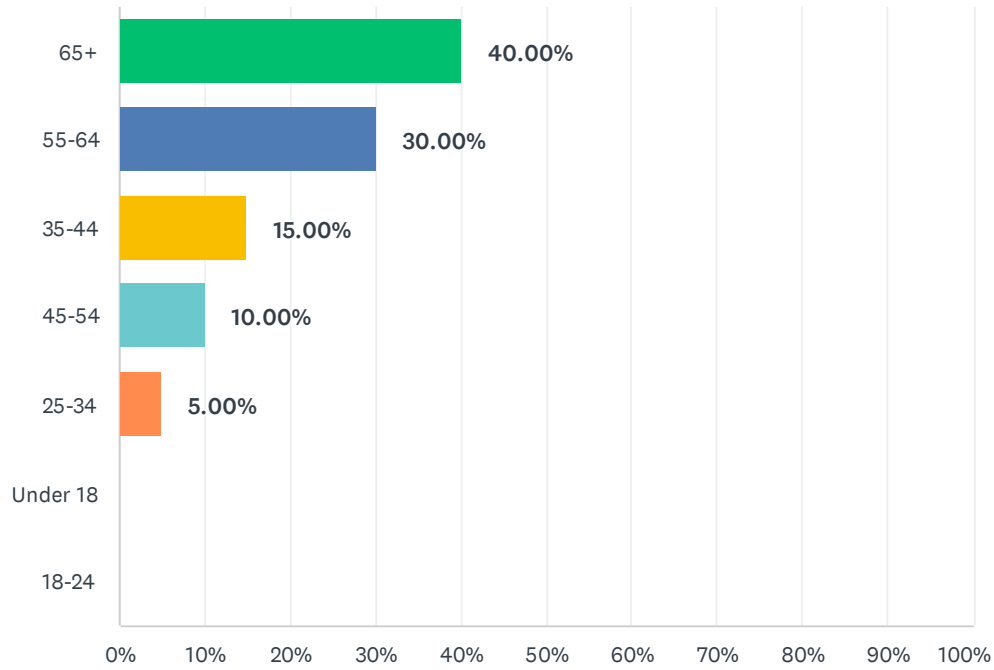


ANSWER CHOICES	RESPONSES	
Electoral Area A - Red Bluff / Quesnel South	0.00%	0
Electoral Area B - Bouchie Lake / Quesnel West	0.00%	0
Electoral Area C - Barlow / Barkerville	0.00%	0
Electoral Area D - McLeese Lake / Williams Lake North	0.00%	0
Electoral Area E - Dog Creek / Hodgson / South Lakeside	0.00%	0
Electoral Area F - 150 Mile / Likely / Horsefly	0.00%	0
Electoral Area G - 108 Mile / Lac La Hache	0.00%	0
Electoral Area H - Canim Lake / Forest Grove	100.00%	20
Electoral Area I - Nazko / West Fraser	0.00%	0
Electoral Area J - West Chilcotin / Anahim Lake / Nimpo Lake	0.00%	0
Electoral Area K - East Chilcotin / Alexis Creek / Riske Creek	0.00%	0
Electoral Area L - Interlakes / Lone Butte	0.00%	0
District of 100 Mile House	0.00%	0
City of Quesnel	0.00%	0
District of Wells	0.00%	0
City of Williams Lake	0.00%	0
I don't live in the Cariboo Regional District (please specify which community you live in)	0.00%	0
TOTAL		20

#	I DON'T LIVE IN THE CARIBOO REGIONAL DISTRICT (PLEASE SPECIFY WHICH COMMUNITY YOU LIVE IN)	DATE
	There are no responses.	

Q2 What is your age?

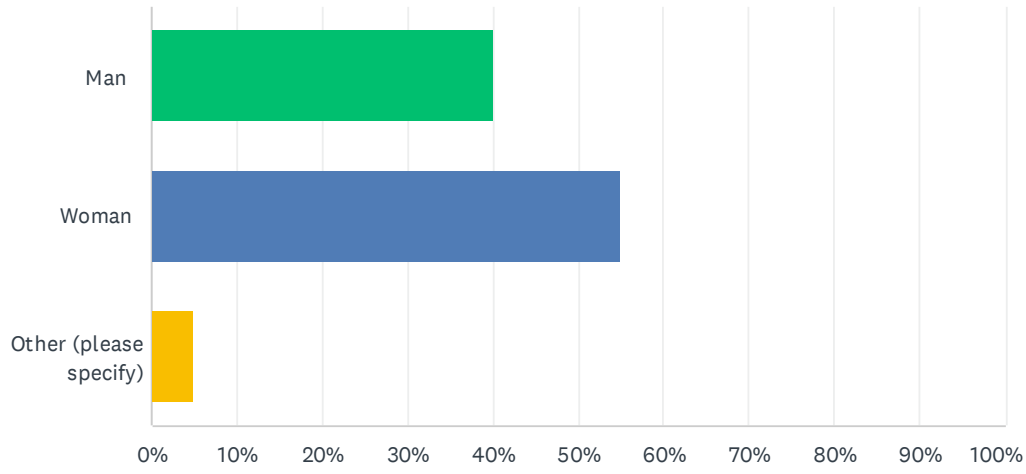
Answered: 20 Skipped: 0



ANSWER CHOICES	RESPONSES	
65+	40.00%	8
55-64	30.00%	6
35-44	15.00%	3
45-54	10.00%	2
25-34	5.00%	1
Under 18	0.00%	0
18-24	0.00%	0
TOTAL		20

Q3 I am a...

Answered: 20 Skipped: 0

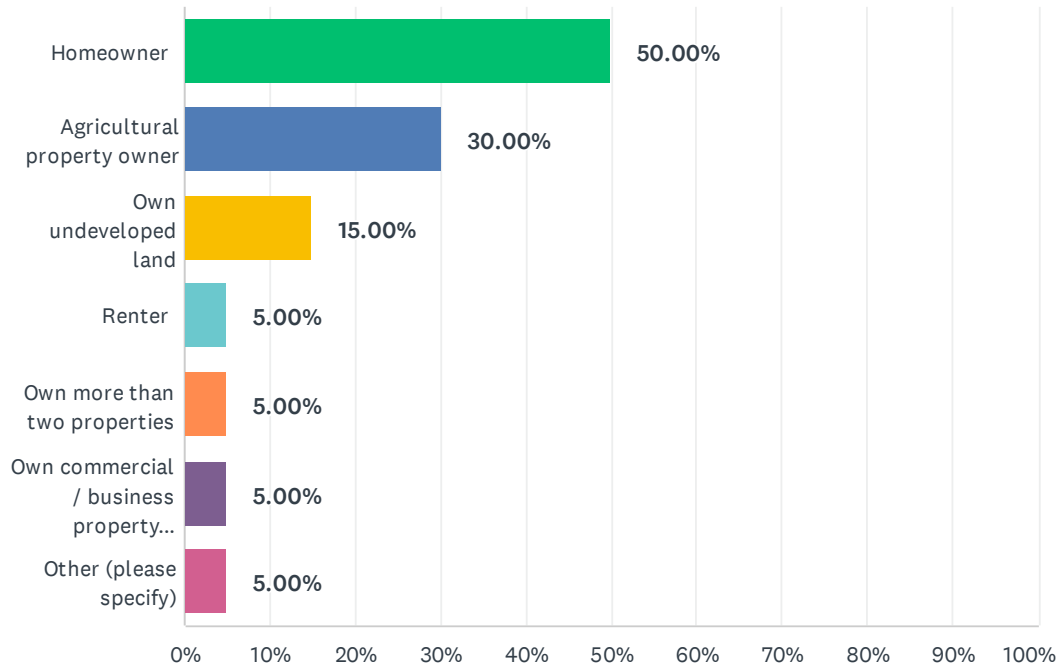


ANSWER CHOICES	RESPONSES
Man	40.00% 8
Woman	55.00% 11
Other (please specify)	5.00% 1
TOTAL	20

#	OTHER (PLEASE SPECIFY)	DATE
1	married couple	2/11/2025 11:24 AM

Q4 What is your property ownership status? Check all that apply.

Answered: 20 Skipped: 0

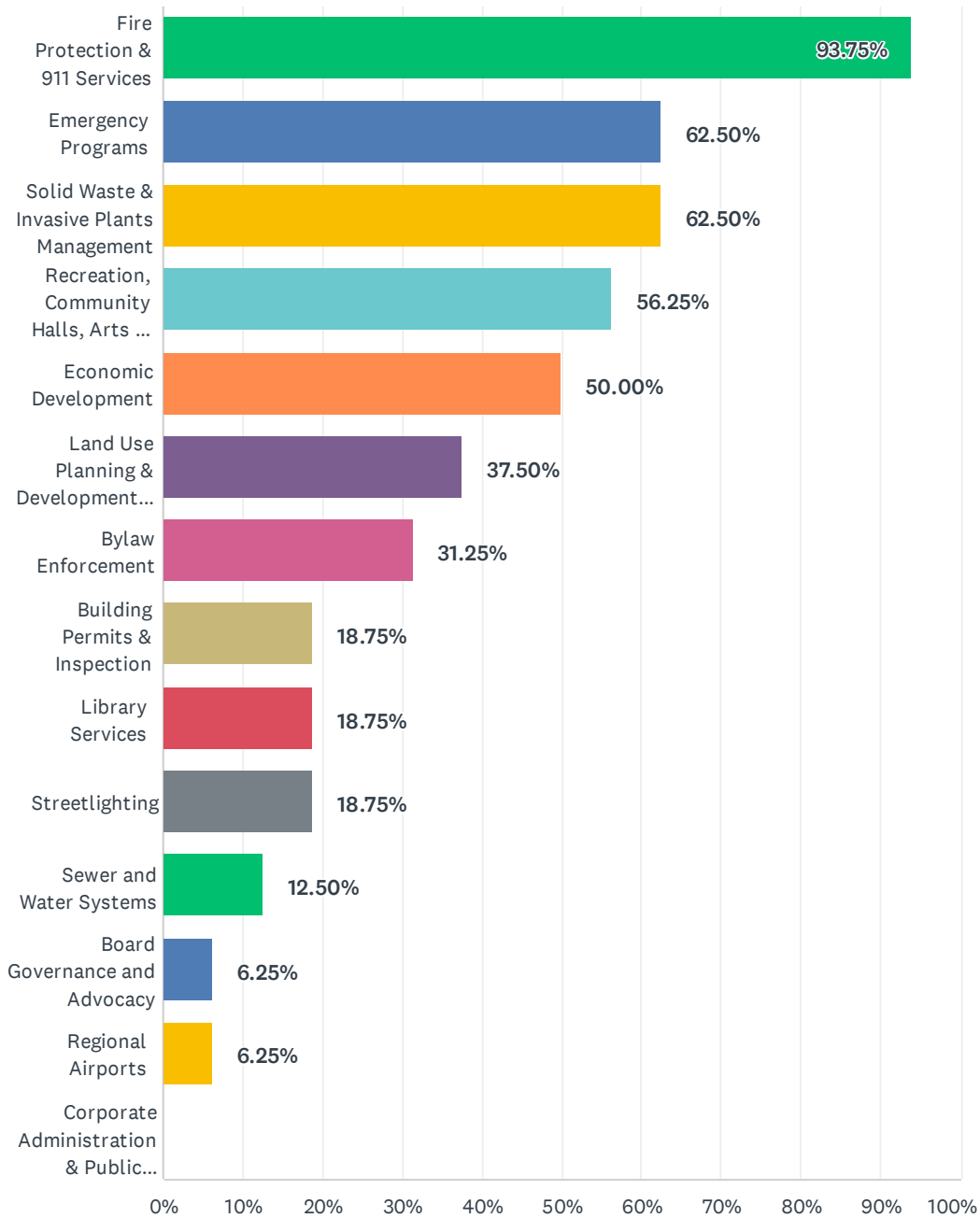


ANSWER CHOICES	RESPONSES	
Homeowner	50.00%	10
Agricultural property owner	30.00%	6
Own undeveloped land	15.00%	3
Renter	5.00%	1
Own more than two properties	5.00%	1
Own commercial / business property (non-agricultural)	5.00%	1
Other (please specify)	5.00%	1
Total Respondents: 20		

#	OTHER (PLEASE SPECIFY)	DATE
1	second home on family property ALR	2/11/2025 11:24 AM

Q5 Please select the five most important regional district services for you.

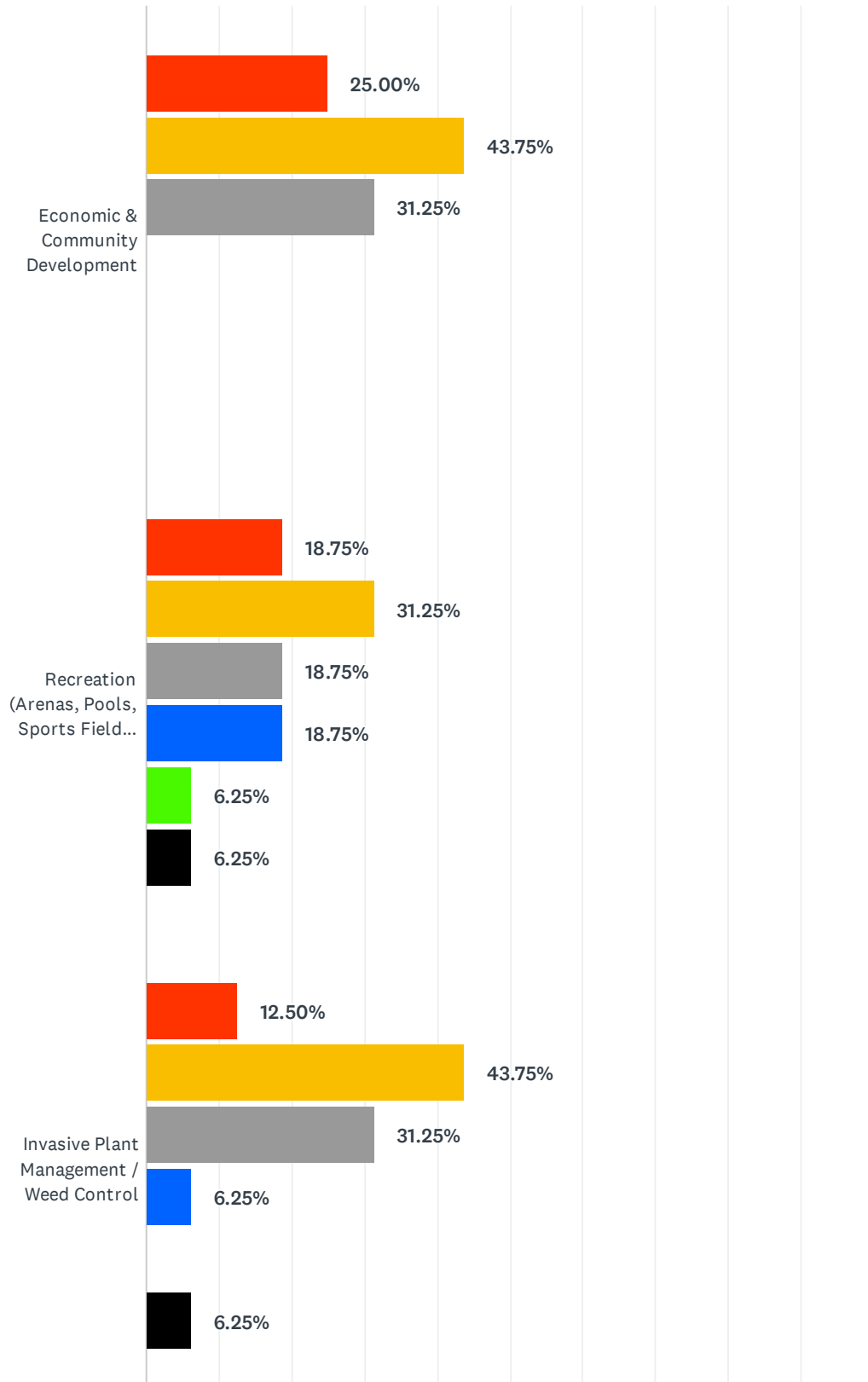
Answered: 16 Skipped: 4

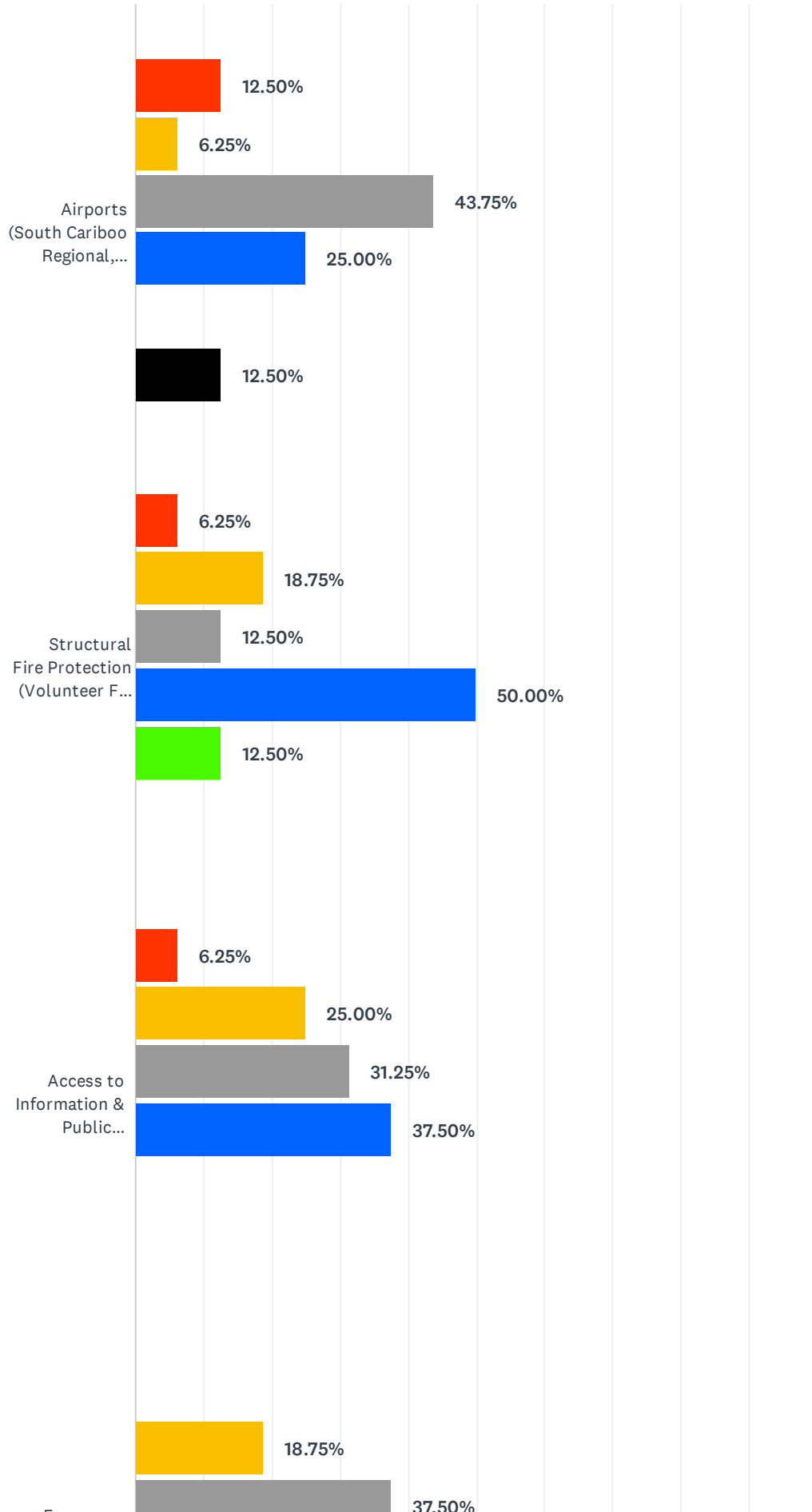


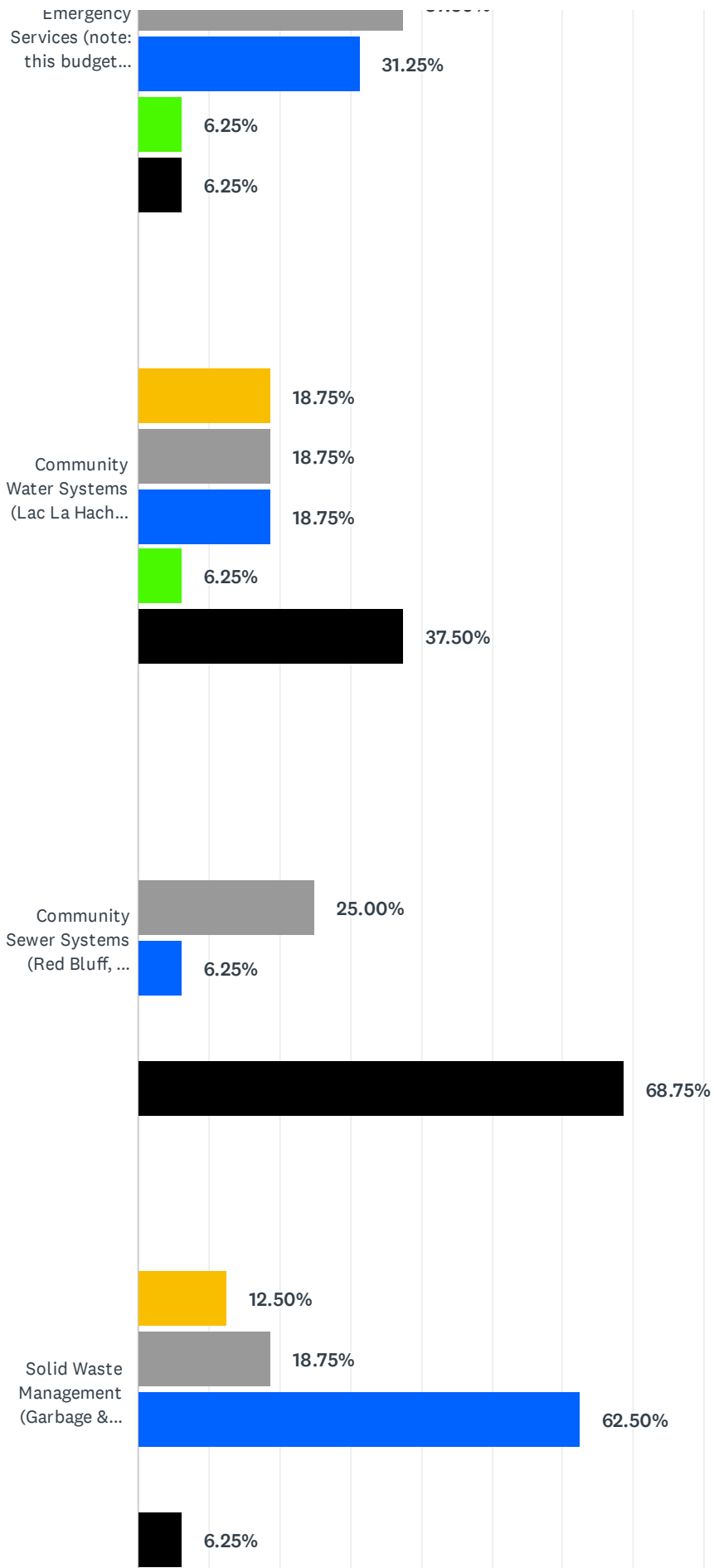
ANSWER CHOICES	RESPONSES	
Fire Protection & 911 Services	93.75%	15
Emergency Programs	62.50%	10
Solid Waste & Invasive Plants Management	62.50%	10
Recreation, Community Halls, Arts & Culture	56.25%	9
Economic Development	50.00%	8
Land Use Planning & Development Regulation	37.50%	6
Bylaw Enforcement	31.25%	5
Building Permits & Inspection	18.75%	3
Library Services	18.75%	3
Streetlighting	18.75%	3
Sewer and Water Systems	12.50%	2
Board Governance and Advocacy	6.25%	1
Regional Airports	6.25%	1
Corporate Administration & Public Relations	0.00%	0
Total Respondents: 16		

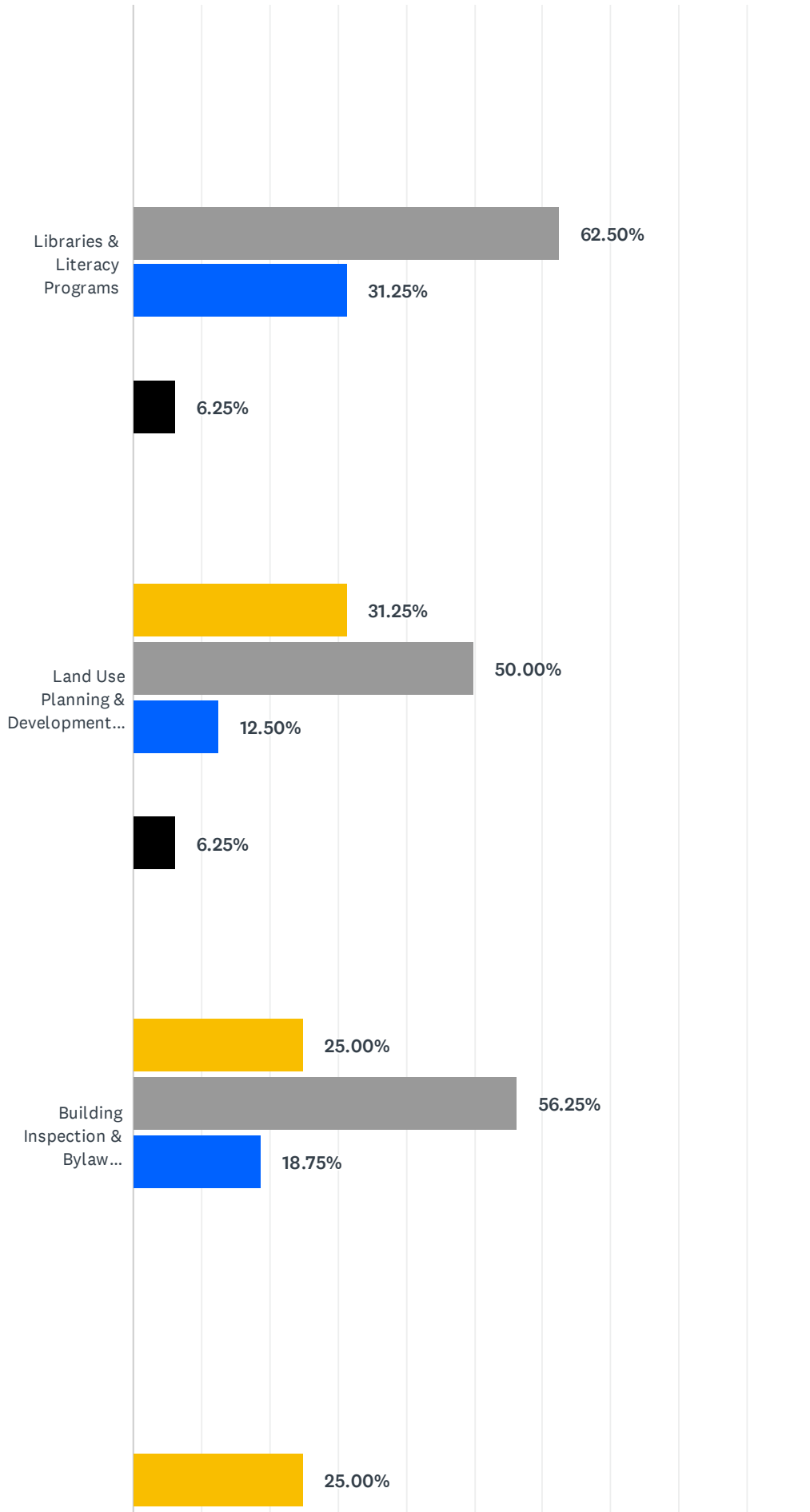
Q6 Please rate your level of satisfaction with the level of service available in your area for the following services:

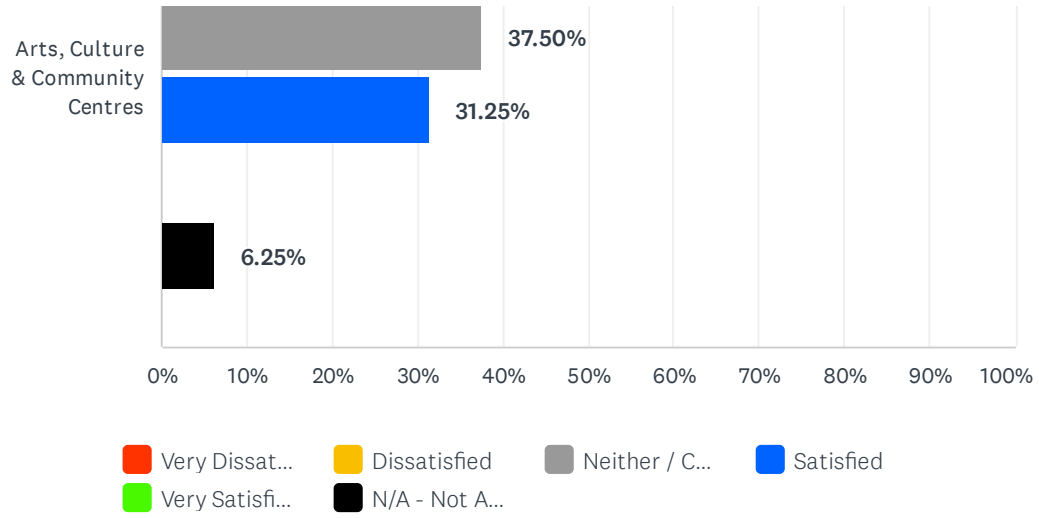
Answered: 16 Skipped: 4







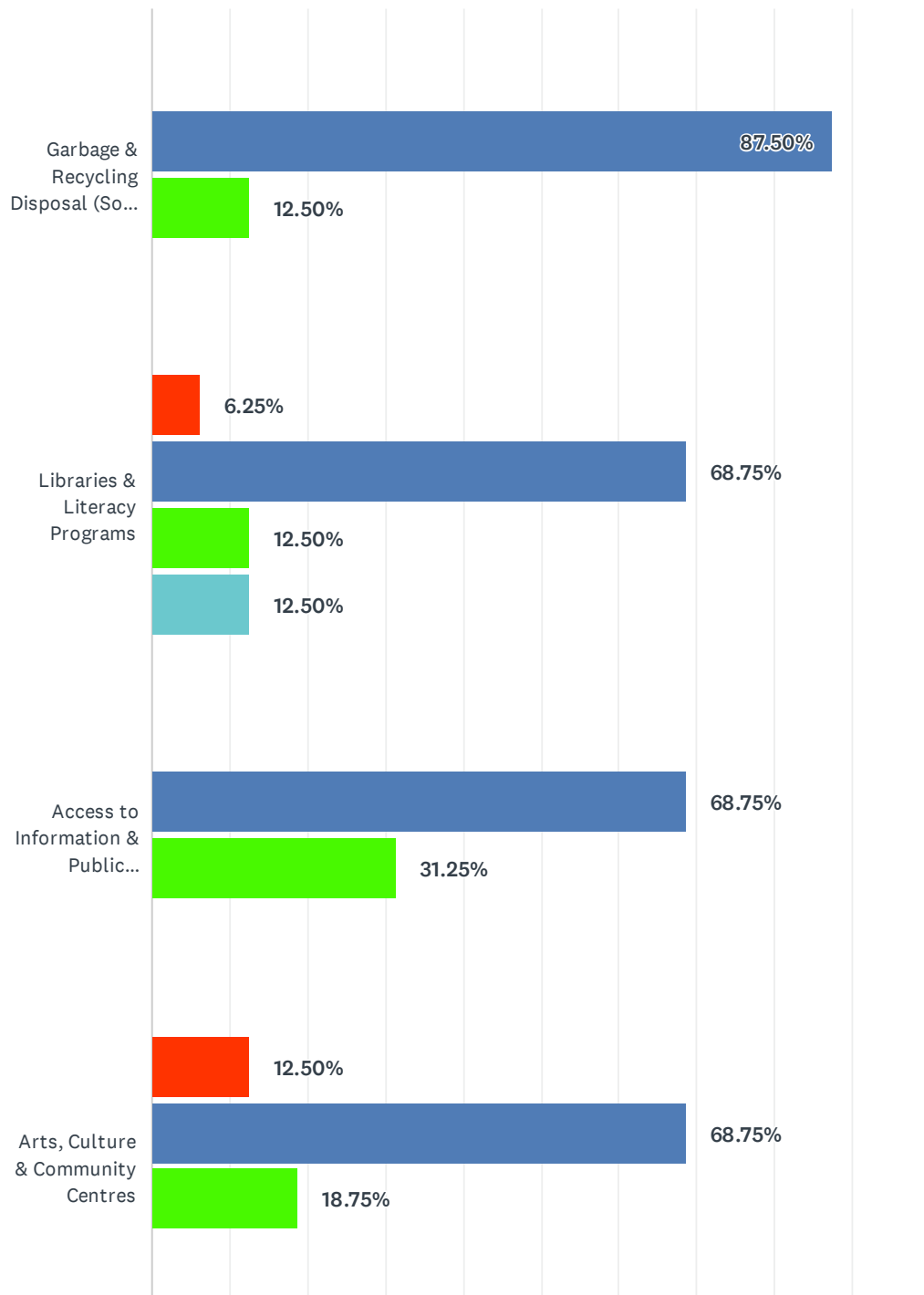


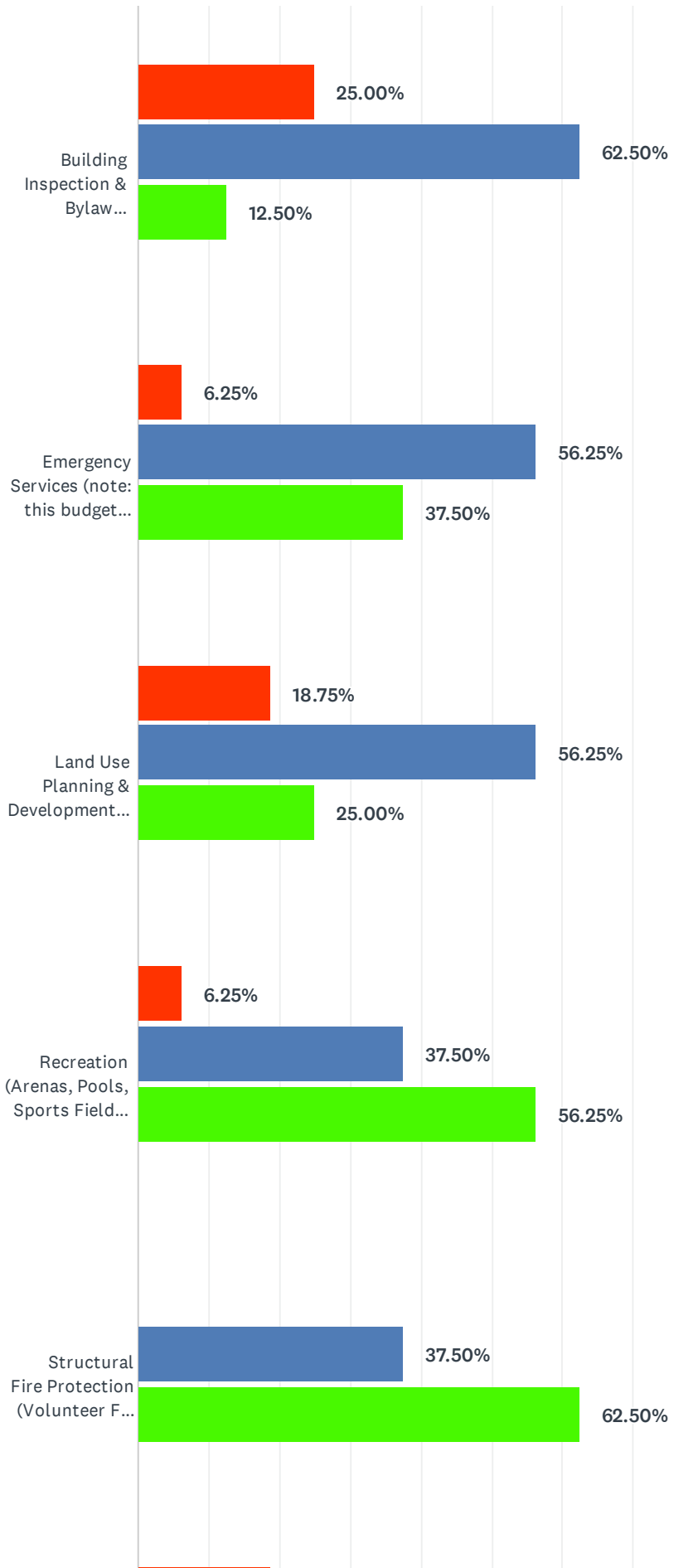


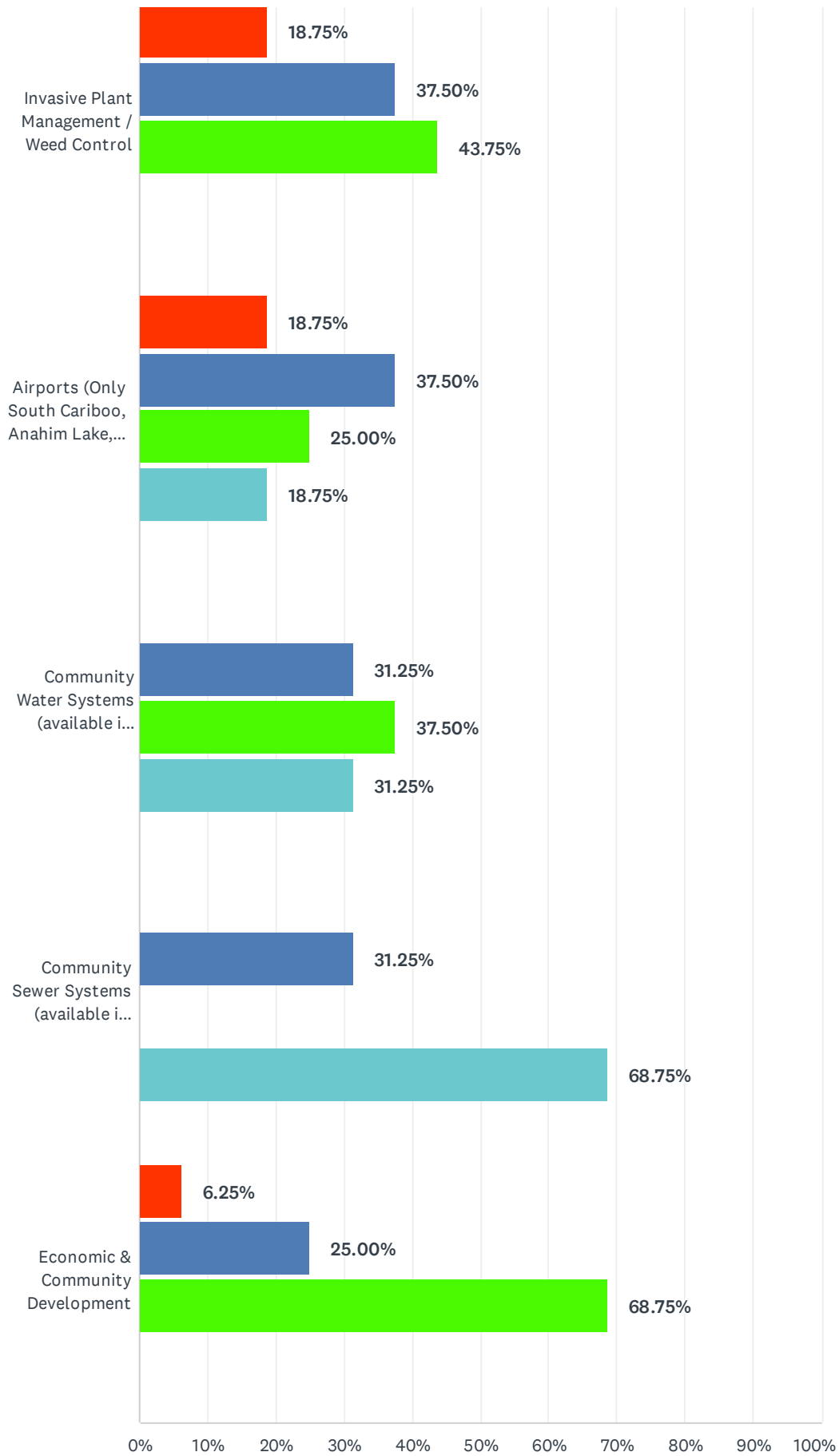
	VERY DISSATISFIED	DISSATISFIED	NEITHER / CONTENT	SATISFIED	VERY SATISFIED	N/A - NOT APPLICABLE	TOTAL
Economic & Community Development	25.00% 4	43.75% 7	31.25% 5	0.00% 0	0.00% 0	0.00% 0	16
Recreation (Arenas, Pools, Sports Fields, Trails)	18.75% 3	31.25% 5	18.75% 3	18.75% 3	6.25% 1	6.25% 1	16
Invasive Plant Management / Weed Control	12.50% 2	43.75% 7	31.25% 5	6.25% 1	0.00% 0	6.25% 1	16
Airports (South Cariboo Regional, Anahim Lake, Quesnel, Likely)	12.50% 2	6.25% 1	43.75% 7	25.00% 4	0.00% 0	12.50% 2	16
Structural Fire Protection (Volunteer Fire Departments)	6.25% 1	18.75% 3	12.50% 2	50.00% 8	12.50% 2	0.00% 0	16
Access to Information & Public Engagement	6.25% 1	25.00% 4	31.25% 5	37.50% 6	0.00% 0	0.00% 0	16
Emergency Services (note: this budget does not fund BC Wildfire)	0.00% 0	18.75% 3	37.50% 6	31.25% 5	6.25% 1	6.25% 1	16
Community Water Systems (Lac La Hache, Alexis Creek, Benjamin, 103 & 108 Mile, Forest Grove, Gateway, Horse Lake, Lexington, Russet Bluff, Canim Lake)	0.00% 0	18.75% 3	18.75% 3	18.75% 3	6.25% 1	37.50% 6	16
Community Sewer Systems (Red Bluff, Lac La Hache, Alexis Creek, Wildwood, Pine Valley)	0.00% 0	0.00% 0	25.00% 4	6.25% 1	0.00% 0	68.75% 11	16
Solid Waste Management (Garbage & Recycling)	0.00% 0	12.50% 2	18.75% 3	62.50% 10	0.00% 0	6.25% 1	16
Libraries & Literacy Programs	0.00% 0	0.00% 0	62.50% 10	31.25% 5	0.00% 0	6.25% 1	16
Land Use Planning & Development Regulation	0.00% 0	31.25% 5	50.00% 8	12.50% 2	0.00% 0	6.25% 1	16
Building Inspection & Bylaw Enforcement	0.00% 0	25.00% 4	56.25% 9	18.75% 3	0.00% 0	0.00% 0	16
Arts, Culture & Community Centres	0.00% 0	25.00% 4	37.50% 6	31.25% 5	0.00% 0	6.25% 1	16

Q7 Should the CRD increase, decrease, or maintain existing levels of service for the following functions? Note: Increasing service availability/levels requires additional funding from taxation or user fees since costs would increase, whereas a decrease in service availability/levels generally does not. Maintaining existing services would see only increases for inflation.

Answered: 16 Skipped: 4







■ Decrease s...
 ■ Keep it the ...
 ■ Increase se...
 ■ N/A - Not A...

	DECREASE SERVICES	KEEP IT THE SAME	INCREASE SERVICES	N/A - NOT APPLICABLE	TOTAL
Garbage & Recycling Disposal (Solid Waste Management)	0.00% 0	87.50% 14	12.50% 2	0.00% 0	16
Libraries & Literacy Programs	6.25% 1	68.75% 11	12.50% 2	12.50% 2	16
Access to Information & Public Engagement	0.00% 0	68.75% 11	31.25% 5	0.00% 0	16
Arts, Culture & Community Centres	12.50% 2	68.75% 11	18.75% 3	0.00% 0	16
Building Inspection & Bylaw Enforcement	25.00% 4	62.50% 10	12.50% 2	0.00% 0	16
Emergency Services (note: this budget does not fund BC Wildfire)	6.25% 1	56.25% 9	37.50% 6	0.00% 0	16
Land Use Planning & Development Regulation	18.75% 3	56.25% 9	25.00% 4	0.00% 0	16
Recreation (Arenas, Pools, Sports Fields, Trails)	6.25% 1	37.50% 6	56.25% 9	0.00% 0	16
Structural Fire Protection (Volunteer Fire Departments)	0.00% 0	37.50% 6	62.50% 10	0.00% 0	16
Invasive Plant Management / Weed Control	18.75% 3	37.50% 6	43.75% 7	0.00% 0	16
Airports (Only South Cariboo, Anahim Lake, Quesnel & Likely)	18.75% 3	37.50% 6	25.00% 4	18.75% 3	16
Community Water Systems (available in only 11 rural communities)	0.00% 0	31.25% 5	37.50% 6	31.25% 5	16
Community Sewer Systems (available in only 6 rural communities)	0.00% 0	31.25% 5	0.00% 0	68.75% 11	16
Economic & Community Development	6.25% 1	25.00% 4	68.75% 11	0.00% 0	16

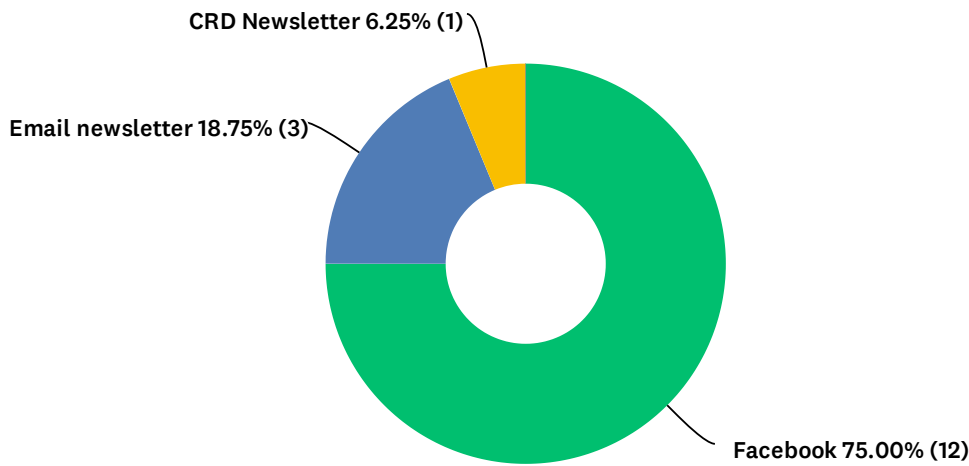
Q8 Is there anything you would like to add about service levels and availability in your area?

Answered: 8 Skipped: 12

#	RESPONSES	DATE
1	Airports Taxes Not sure why we spend so much tax dollars on 108 Airport. Should be user fee driven	2/11/2025 4:35 PM
2	Development It is so difficult to work within the ALR, here we have very little soil and eco system to sustain a Farm. However, there is little consideration of that in the Guidelines and legislation that allows other industry or business to flourish.	2/11/2025 11:33 AM
3	Fire Protection We had to spend over \$30,000 of our own money on fire protection equipment. We know there is little response in this area.	2/9/2025 8:28 PM
4	Recreation community centre with pool and walking track and rec gym is needed for all community and large surrounding area	2/6/2025 12:49 PM
5	Non-CRD Services Promoting Education and workforce development	2/2/2025 11:26 PM
6	Fire Protection Invasive Plants Non-CRD Services So many lakes yet hardly any access to them. Need more public access POSTED SPOTS to the lakes. Invasive control, how about some on CRD property. Neighbours addressing the weeds but the CRD property next door is riddled with weeds, why bother dealing with them?? Fire, what's going on with the fire hall in FG? Looks like it's falling apart. CRD building maintenance appears to be non existent. Emerg services, just waiting for an event to happen yet there is a whole department hired to wait for the event.	2/1/2025 3:56 PM
7	Recreation We lost the services from a doctor in 100 mile house due to the fact that there was no pool in the community where her son could practice, they moved to Nanaimo !	1/31/2025 1:58 PM
8	Utilities It's incredibly frustrating to be on a community well that's had no upgrades, is extremely hard on my appliances/faucets ect and have multiple boil water advisories, yet we pay more then double the price now compared to 7 years ago. I would be happy to pay more if we had anything to show for it.	1/29/2025 3:14 PM

Q9 How did you find out about this survey?

Answered: 16 Skipped: 4



ANSWER CHOICES	RESPONSES	
Facebook	75.00%	12
Email newsletter	18.75%	3
CRD Newsletter	6.25%	1
None of the above	0.00%	0
From a friend / colleague / family member (Word of mouth)	0.00%	0
Twitter	0.00%	0
Instagram	0.00%	0
LinkedIn	0.00%	0
Local newspaper	0.00%	0
Radio	0.00%	0
Poster	0.00%	0
I called the CRD	0.00%	0
Other (please specify)	0.00%	0
TOTAL		16

#	OTHER (PLEASE SPECIFY)	DATE
	There are no responses.	