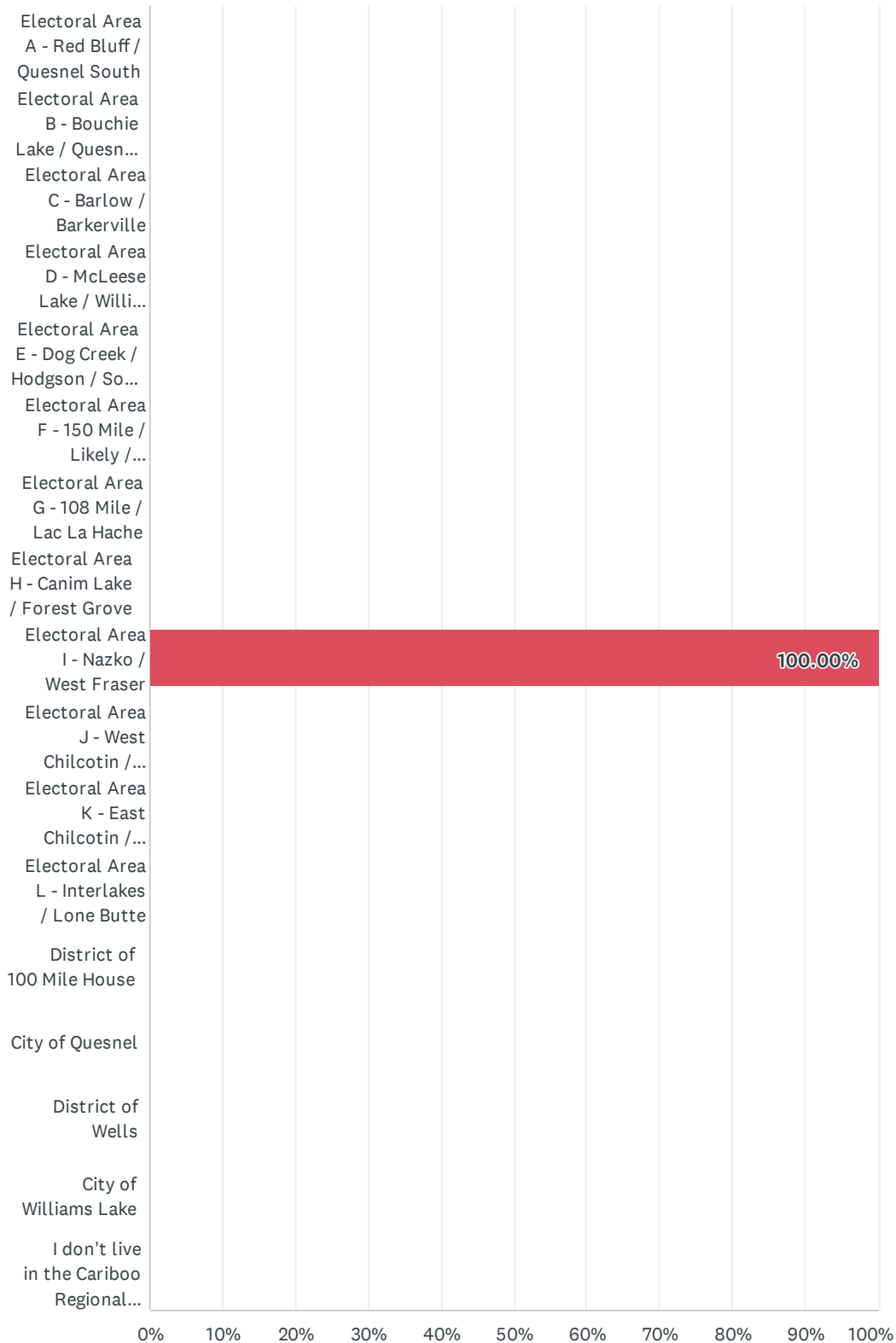


Q1 Which Electoral Area / Municipality do you live in?

Answered: 6 Skipped: 0

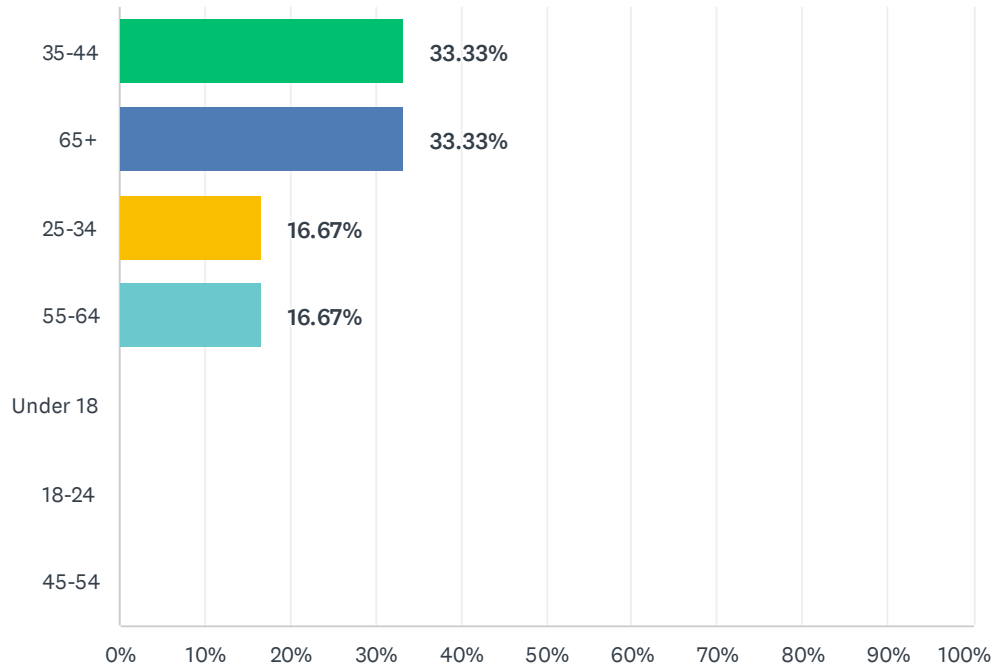


ANSWER CHOICES	RESPONSES	
Electoral Area A - Red Bluff / Quesnel South	0.00%	0
Electoral Area B - Bouchie Lake / Quesnel West	0.00%	0
Electoral Area C - Barlow / Barkerville	0.00%	0
Electoral Area D - McLeese Lake / Williams Lake North	0.00%	0
Electoral Area E - Dog Creek / Hodgson / South Lakeside	0.00%	0
Electoral Area F - 150 Mile / Likely / Horsefly	0.00%	0
Electoral Area G - 108 Mile / Lac La Hache	0.00%	0
Electoral Area H - Canim Lake / Forest Grove	0.00%	0
Electoral Area I - Nazko / West Fraser	100.00%	6
Electoral Area J - West Chilcotin / Anahim Lake / Nimpo Lake	0.00%	0
Electoral Area K - East Chilcotin / Alexis Creek / Riske Creek	0.00%	0
Electoral Area L - Interlakes / Lone Butte	0.00%	0
District of 100 Mile House	0.00%	0
City of Quesnel	0.00%	0
District of Wells	0.00%	0
City of Williams Lake	0.00%	0
I don't live in the Cariboo Regional District (please specify which community you live in)	0.00%	0
TOTAL		6

#	I DON'T LIVE IN THE CARIBOO REGIONAL DISTRICT (PLEASE SPECIFY WHICH COMMUNITY YOU LIVE IN)	DATE
	There are no responses.	

Q2 What is your age?

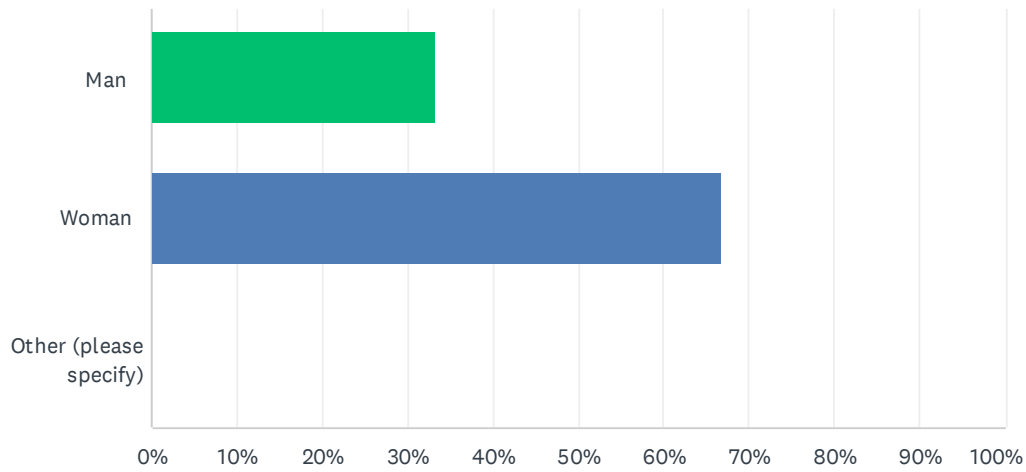
Answered: 6 Skipped: 0



ANSWER CHOICES	RESPONSES	
35-44	33.33%	2
65+	33.33%	2
25-34	16.67%	1
55-64	16.67%	1
Under 18	0.00%	0
18-24	0.00%	0
45-54	0.00%	0
TOTAL		6

Q3 I am a...

Answered: 6 Skipped: 0

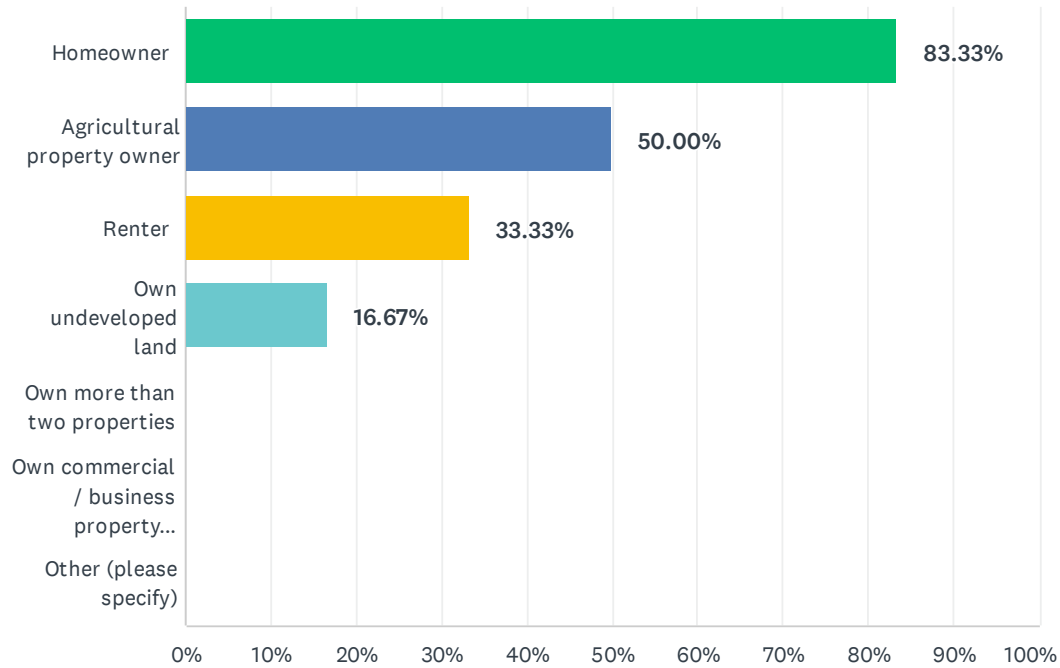


ANSWER CHOICES	RESPONSES
Man	33.33% 2
Woman	66.67% 4
Other (please specify)	0.00% 0
TOTAL	6

#	OTHER (PLEASE SPECIFY)	DATE
	There are no responses.	

Q4 What is your property ownership status? Check all that apply.

Answered: 6 Skipped: 0

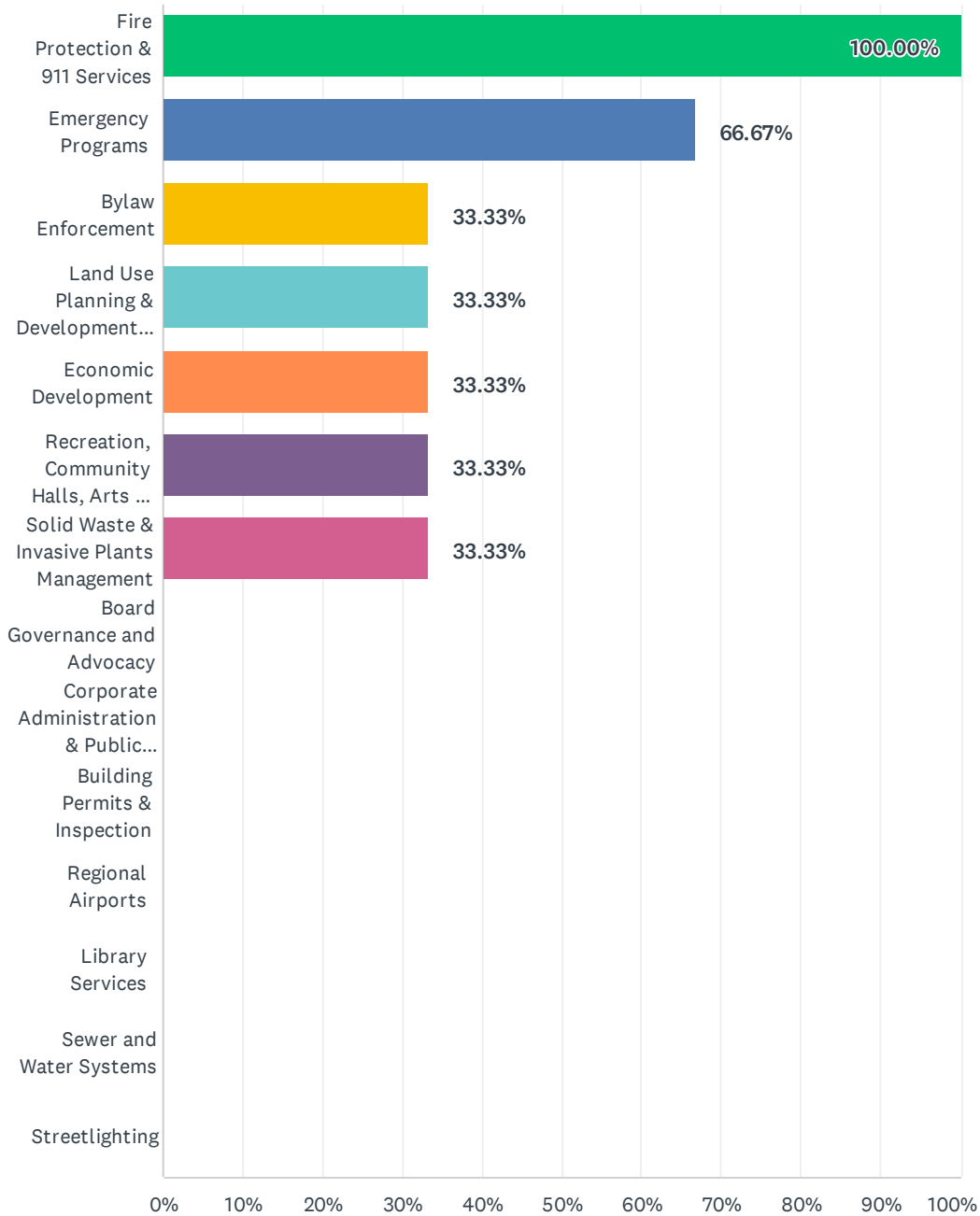


ANSWER CHOICES	RESPONSES	
Homeowner	83.33%	5
Agricultural property owner	50.00%	3
Renter	33.33%	2
Own undeveloped land	16.67%	1
Own more than two properties	0.00%	0
Own commercial / business property (non-agricultural)	0.00%	0
Other (please specify)	0.00%	0
Total Respondents: 6		

#	OTHER (PLEASE SPECIFY)	DATE
	There are no responses.	

Q5 Please select the five most important regional district services for you.

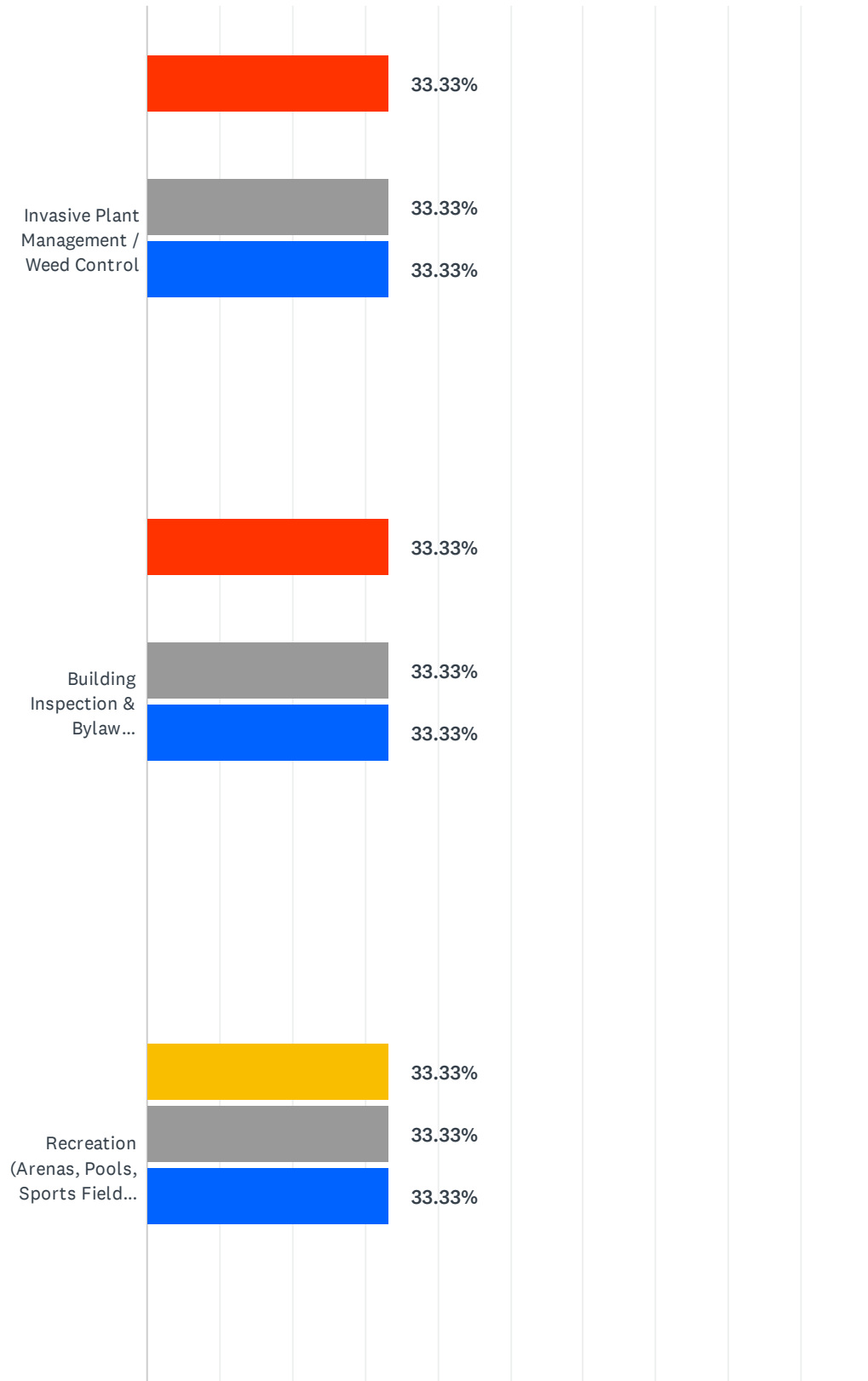
Answered: 3 Skipped: 3

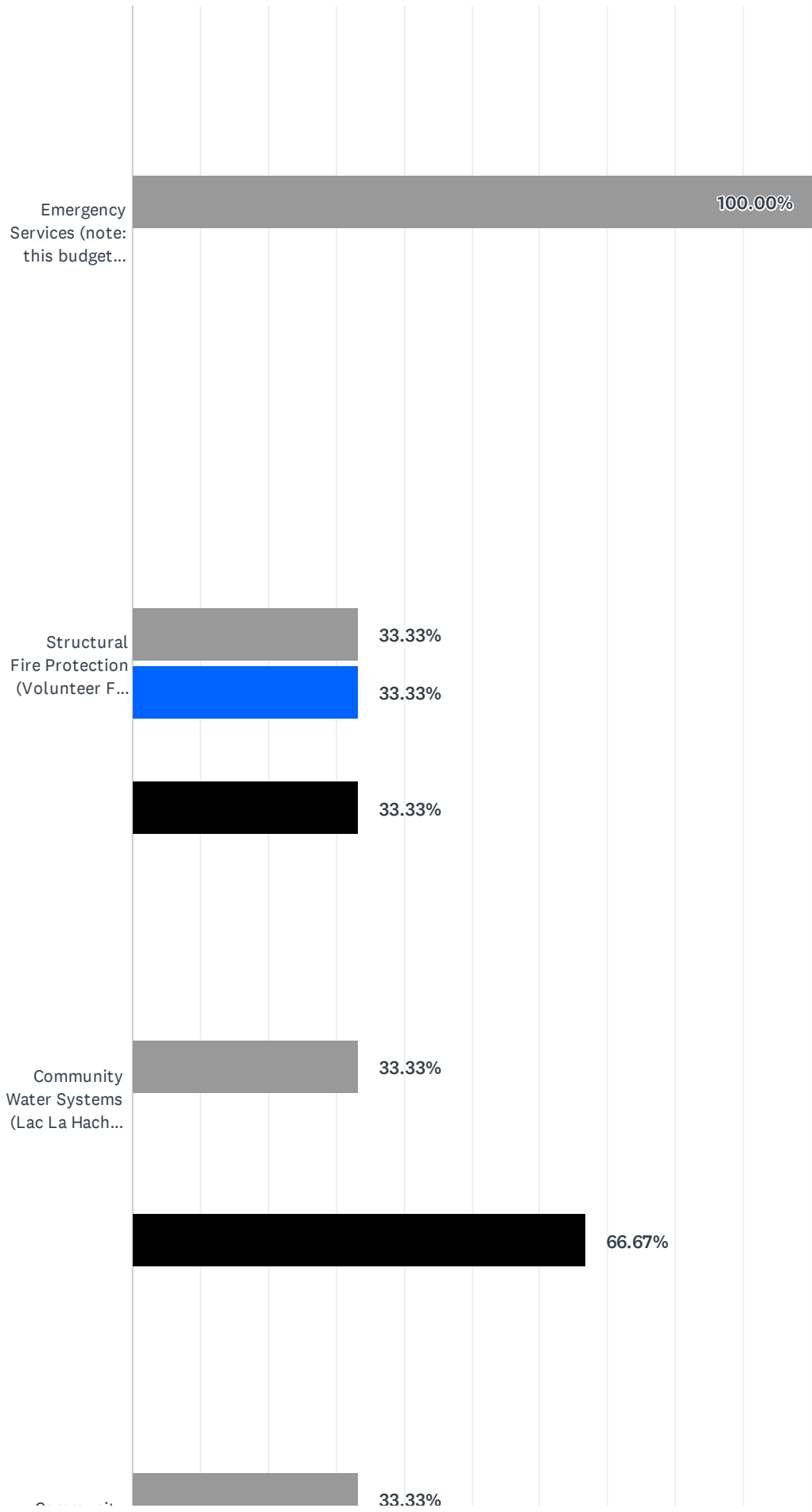


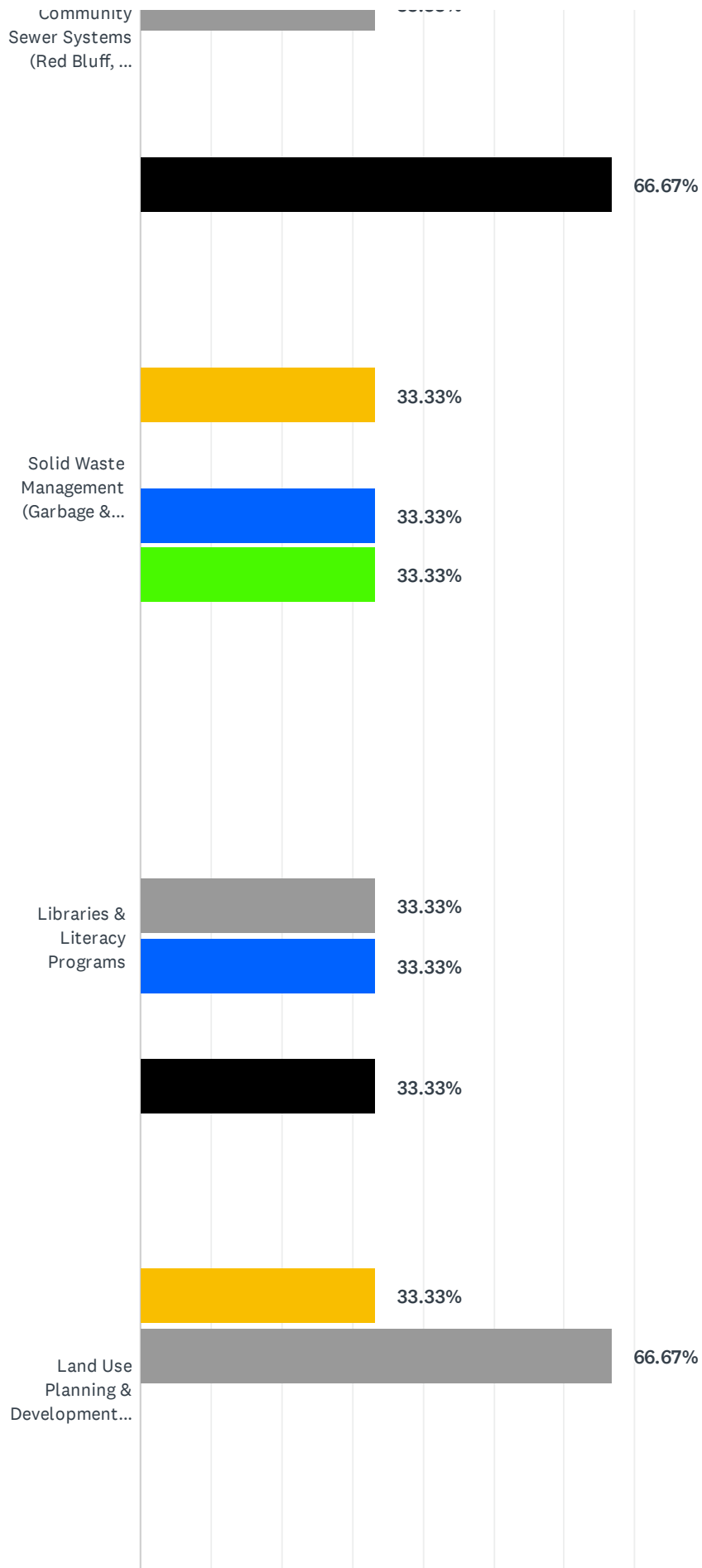
ANSWER CHOICES	RESPONSES	
Fire Protection & 911 Services	100.00%	3
Emergency Programs	66.67%	2
Bylaw Enforcement	33.33%	1
Land Use Planning & Development Regulation	33.33%	1
Economic Development	33.33%	1
Recreation, Community Halls, Arts & Culture	33.33%	1
Solid Waste & Invasive Plants Management	33.33%	1
Board Governance and Advocacy	0.00%	0
Corporate Administration & Public Relations	0.00%	0
Building Permits & Inspection	0.00%	0
Regional Airports	0.00%	0
Library Services	0.00%	0
Sewer and Water Systems	0.00%	0
Streetlighting	0.00%	0
Total Respondents: 3		

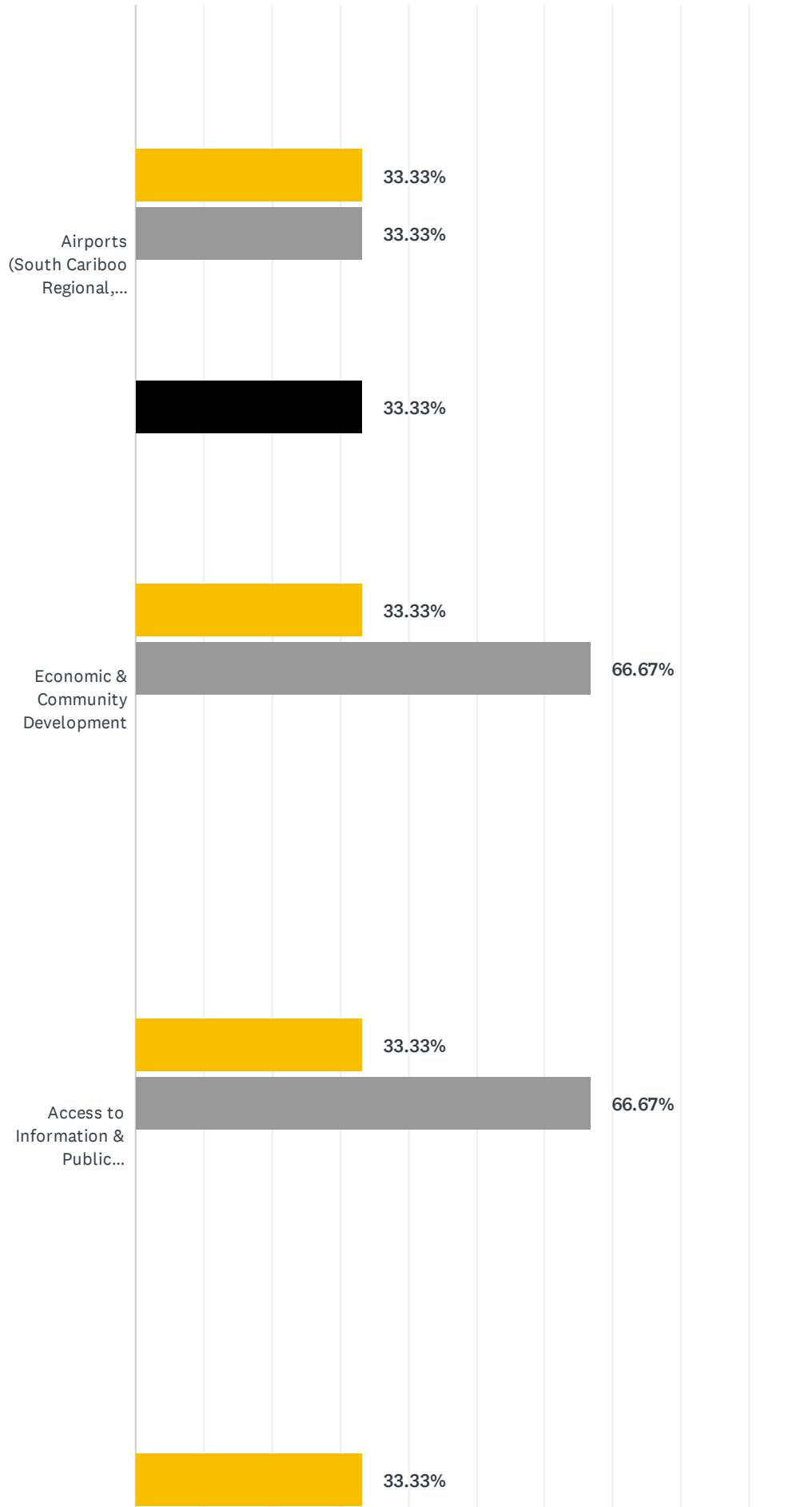
Q6 Please rate your level of satisfaction with the level of service available in your area for the following services:

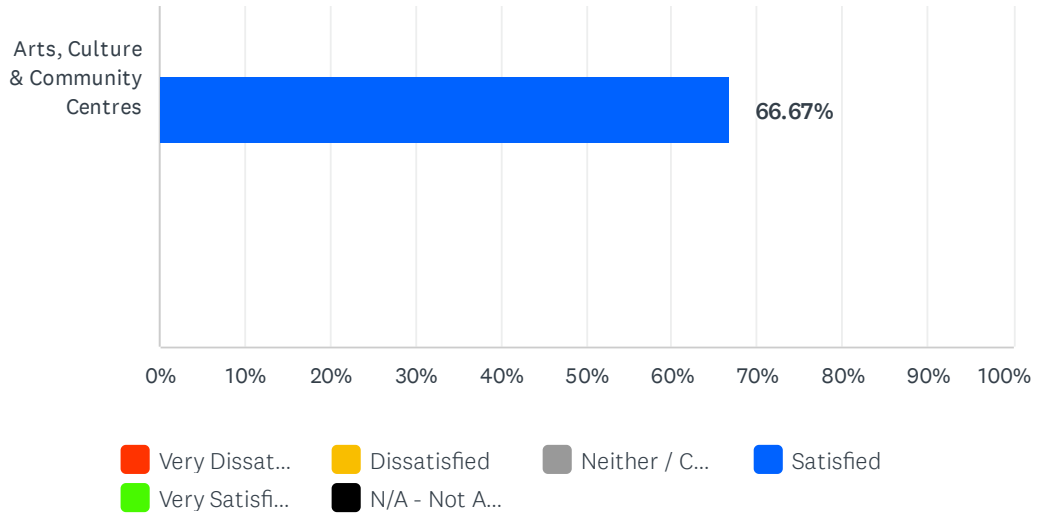
Answered: 3 Skipped: 3







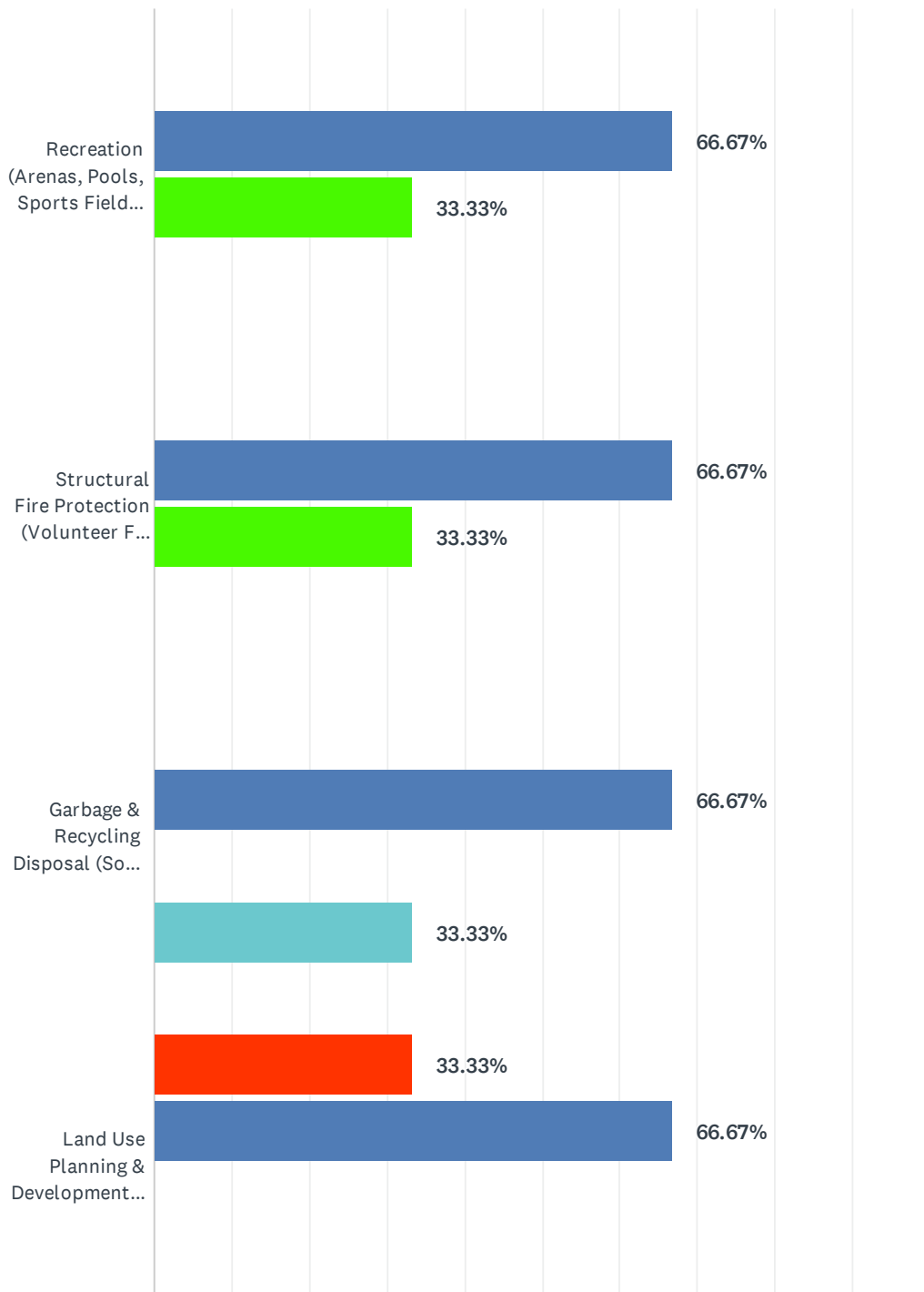


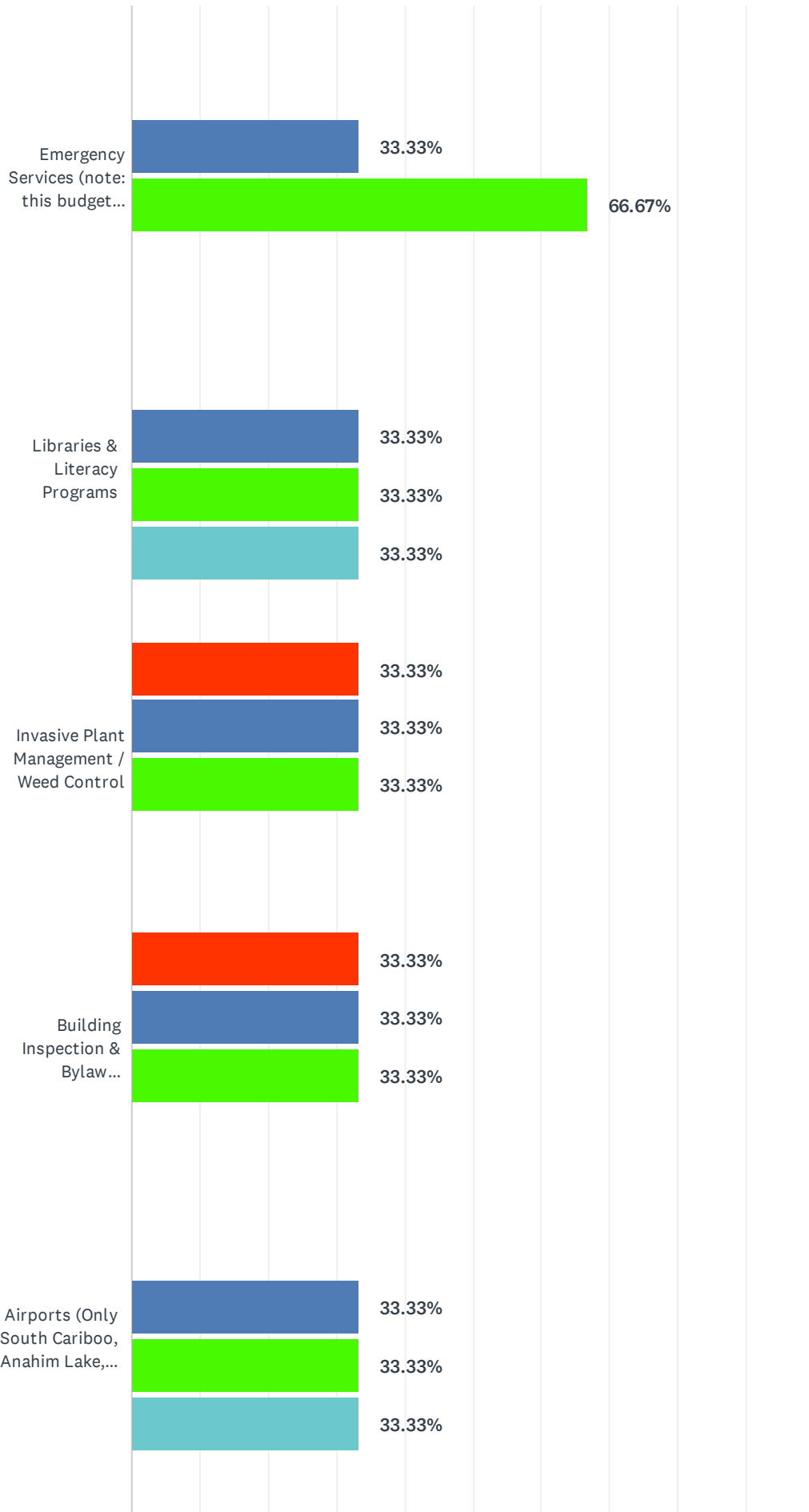


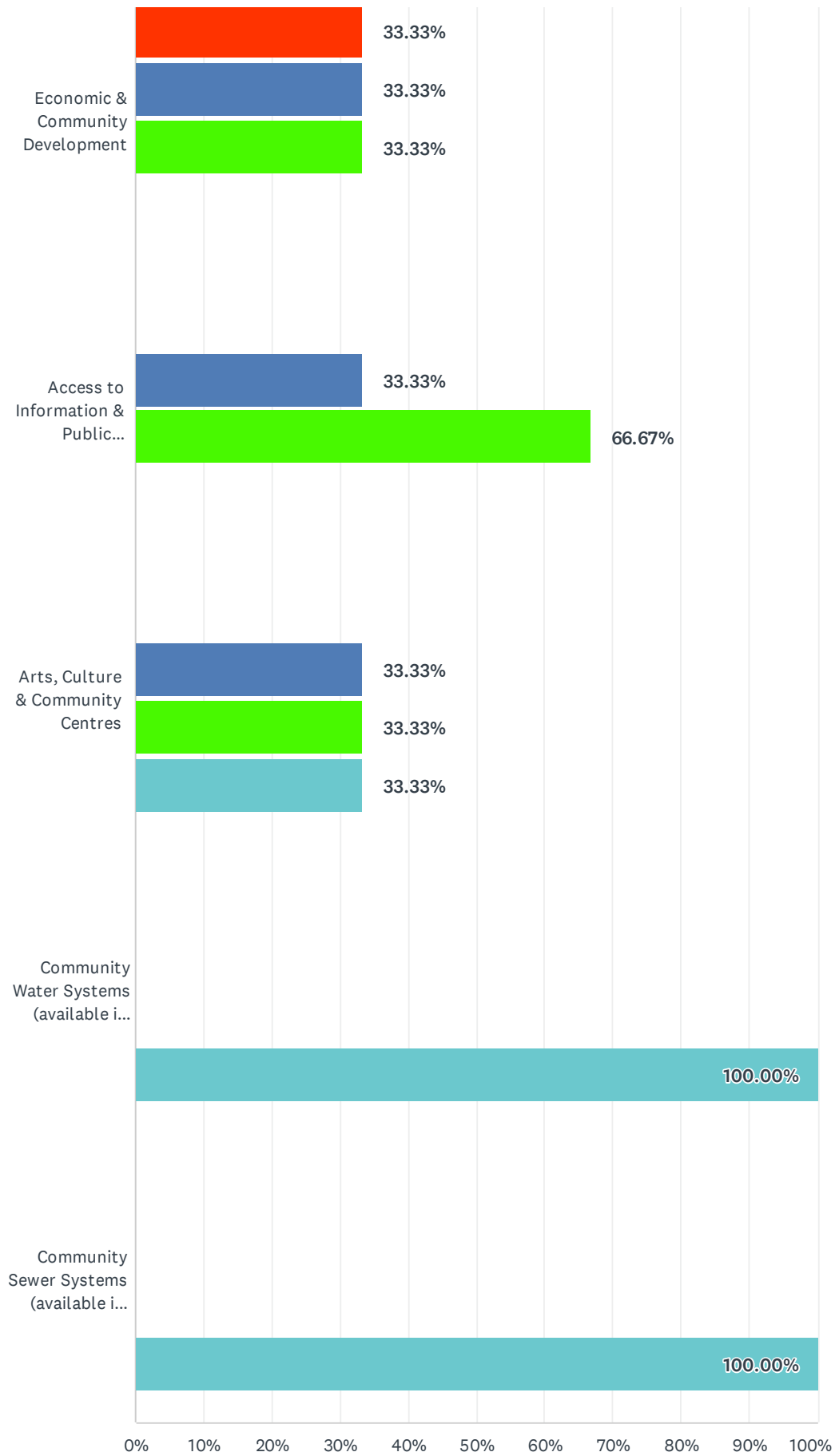
	VERY DISSATISFIED	DISSATISFIED	NEITHER / CONTENT	SATISFIED	VERY SATISFIED	N/A - NOT APPLICABLE	TOTAL
Invasive Plant Management / Weed Control	33.33% 1	0.00% 0	33.33% 1	33.33% 1	0.00% 0	0.00% 0	3
Building Inspection & Bylaw Enforcement	33.33% 1	0.00% 0	33.33% 1	33.33% 1	0.00% 0	0.00% 0	3
Recreation (Arenas, Pools, Sports Fields, Trails)	0.00% 0	33.33% 1	33.33% 1	33.33% 1	0.00% 0	0.00% 0	3
Emergency Services (note: this budget does not fund BC Wildfire)	0.00% 0	0.00% 0	100.00% 3	0.00% 0	0.00% 0	0.00% 0	3
Structural Fire Protection (Volunteer Fire Departments)	0.00% 0	0.00% 0	33.33% 1	33.33% 1	0.00% 0	33.33% 1	3
Community Water Systems (Lac La Hache, Alexis Creek, Benjamin, 103 & 108 Mile, Forest Grove, Gateway, Horse Lake, Lexington, Russet Bluff, Canim Lake)	0.00% 0	0.00% 0	33.33% 1	0.00% 0	0.00% 0	66.67% 2	3
Community Sewer Systems (Red Bluff, Lac La Hache, Alexis Creek, Wildwood, Pine Valley)	0.00% 0	0.00% 0	33.33% 1	0.00% 0	0.00% 0	66.67% 2	3
Solid Waste Management (Garbage & Recycling)	0.00% 0	33.33% 1	0.00% 0	33.33% 1	33.33% 1	0.00% 0	3
Libraries & Literacy Programs	0.00% 0	0.00% 0	33.33% 1	33.33% 1	0.00% 0	33.33% 1	3
Land Use Planning & Development Regulation	0.00% 0	33.33% 1	66.67% 2	0.00% 0	0.00% 0	0.00% 0	3
Airports (South Cariboo Regional, Anahim Lake, Quesnel, Likely)	0.00% 0	33.33% 1	33.33% 1	0.00% 0	0.00% 0	33.33% 1	3
Economic & Community Development	0.00% 0	33.33% 1	66.67% 2	0.00% 0	0.00% 0	0.00% 0	3
Access to Information & Public Engagement	0.00% 0	33.33% 1	66.67% 2	0.00% 0	0.00% 0	0.00% 0	3
Arts, Culture & Community Centres	0.00% 0	33.33% 1	0.00% 0	66.67% 2	0.00% 0	0.00% 0	3

Q7 Should the CRD increase, decrease, or maintain existing levels of service for the following functions? Note: Increasing service availability/levels requires additional funding from taxation or user fees since costs would increase, whereas a decrease in service availability/levels generally does not. Maintaining existing services would see only increases for inflation.

Answered: 3 Skipped: 3







■ Decrease s...
 ■ Keep it the ...
 ■ Increase se...
 ■ N/A - Not A...

	DECREASE SERVICES	KEEP IT THE SAME	INCREASE SERVICES	N/A - NOT APPLICABLE	TOTAL
Recreation (Arenas, Pools, Sports Fields, Trails)	0.00% 0	66.67% 2	33.33% 1	0.00% 0	3
Structural Fire Protection (Volunteer Fire Departments)	0.00% 0	66.67% 2	33.33% 1	0.00% 0	3
Garbage & Recycling Disposal (Solid Waste Management)	0.00% 0	66.67% 2	0.00% 0	33.33% 1	3
Land Use Planning & Development Regulation	33.33% 1	66.67% 2	0.00% 0	0.00% 0	3
Emergency Services (note: this budget does not fund BC Wildfire)	0.00% 0	33.33% 1	66.67% 2	0.00% 0	3
Libraries & Literacy Programs	0.00% 0	33.33% 1	33.33% 1	33.33% 1	3
Invasive Plant Management / Weed Control	33.33% 1	33.33% 1	33.33% 1	0.00% 0	3
Building Inspection & Bylaw Enforcement	33.33% 1	33.33% 1	33.33% 1	0.00% 0	3
Airports (Only South Cariboo, Anahim Lake, Quesnel & Likely)	0.00% 0	33.33% 1	33.33% 1	33.33% 1	3
Economic & Community Development	33.33% 1	33.33% 1	33.33% 1	0.00% 0	3
Access to Information & Public Engagement	0.00% 0	33.33% 1	66.67% 2	0.00% 0	3
Arts, Culture & Community Centres	0.00% 0	33.33% 1	33.33% 1	33.33% 1	3
Community Water Systems (available in only 11 rural communities)	0.00% 0	0.00% 0	0.00% 0	100.00% 3	3
Community Sewer Systems (available in only 6 rural communities)	0.00% 0	0.00% 0	0.00% 0	100.00% 3	3

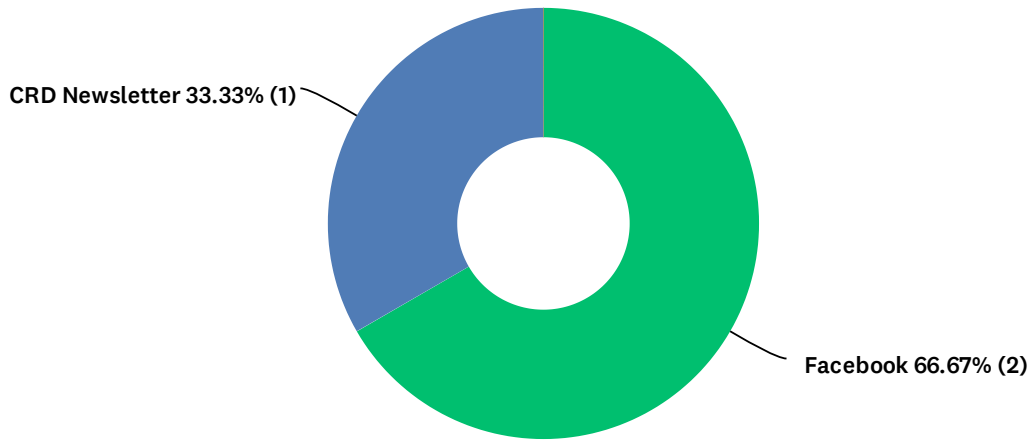
Q8 Is there anything you would like to add about service levels and availability in your area?

Answered: 2 Skipped: 4

#	RESPONSES	DATE
1	Bylaw Enforcement There needs to be animal control in the CRD, people are getting attacked by dogs and there is no one to call. CRD Bylaw says to call the SPCA, but the SPCA only enforces the Prevention of Cruelty to Animals Act, and won't pick up strays. SPCA says to call RCMP, RCMP says its not an RCMP issue, and to call City Bylaw. But City Bylaws only cover animals in the City limits. Its time the CRD to step up to the plate and finally get some animal control services.	2/6/2025 3:50 PM
2	Non-CRD Services Cell service is substandard, internet access is limited and expensive,	2/3/2025 7:41 AM

Q9 How did you find out about this survey?

Answered: 3 Skipped: 3



ANSWER CHOICES	RESPONSES	
Facebook	66.67%	2
CRD Newsletter	33.33%	1
None of the above	0.00%	0
From a friend / colleague / family member (Word of mouth)	0.00%	0
Twitter	0.00%	0
Instagram	0.00%	0
LinkedIn	0.00%	0
Local newspaper	0.00%	0
Radio	0.00%	0
Poster	0.00%	0
I called the CRD	0.00%	0
Email newsletter	0.00%	0
Other (please specify)	0.00%	0
TOTAL		3

#	OTHER (PLEASE SPECIFY)	DATE
	There are no responses.	