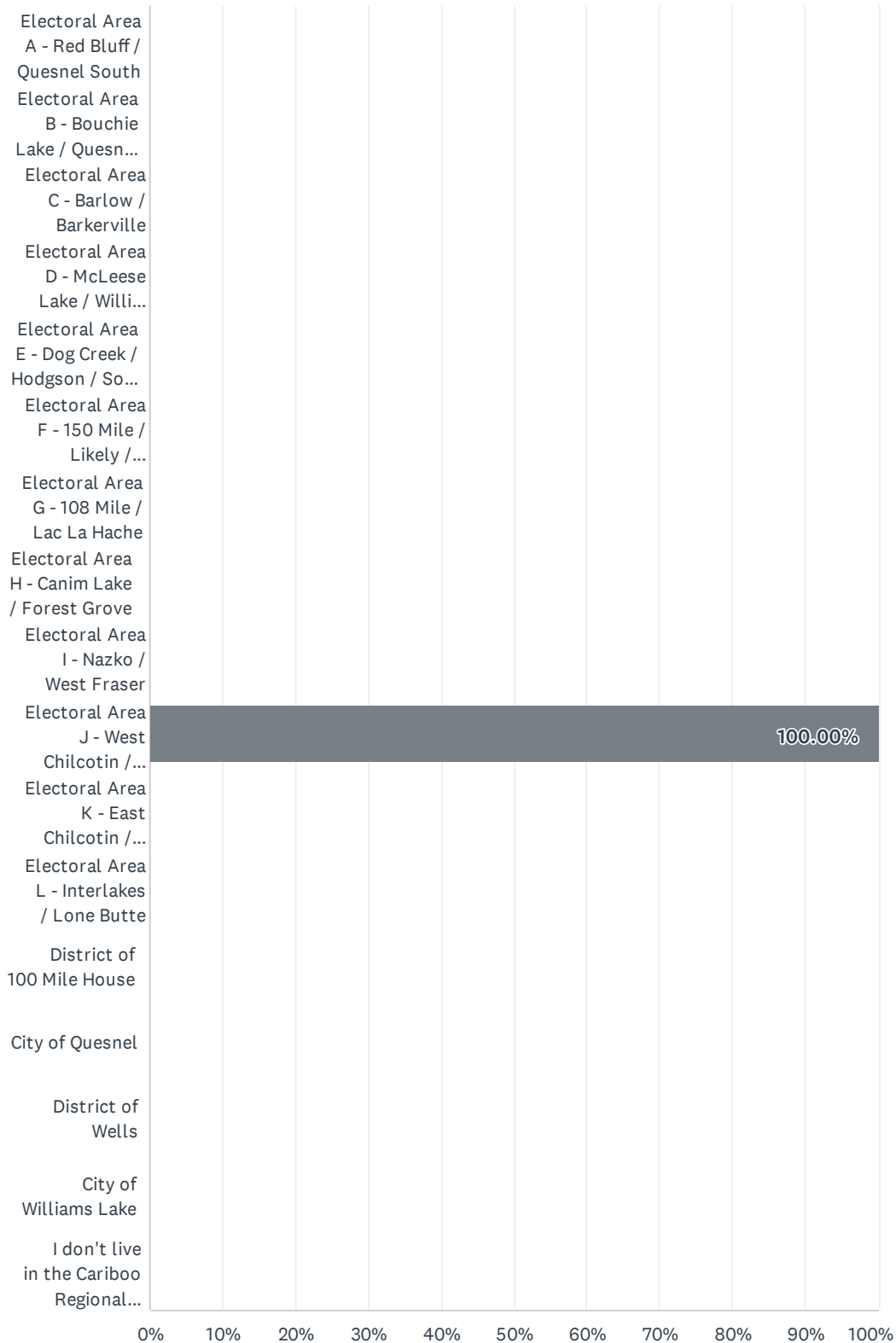


# Q1 Which Electoral Area / Municipality do you live in?

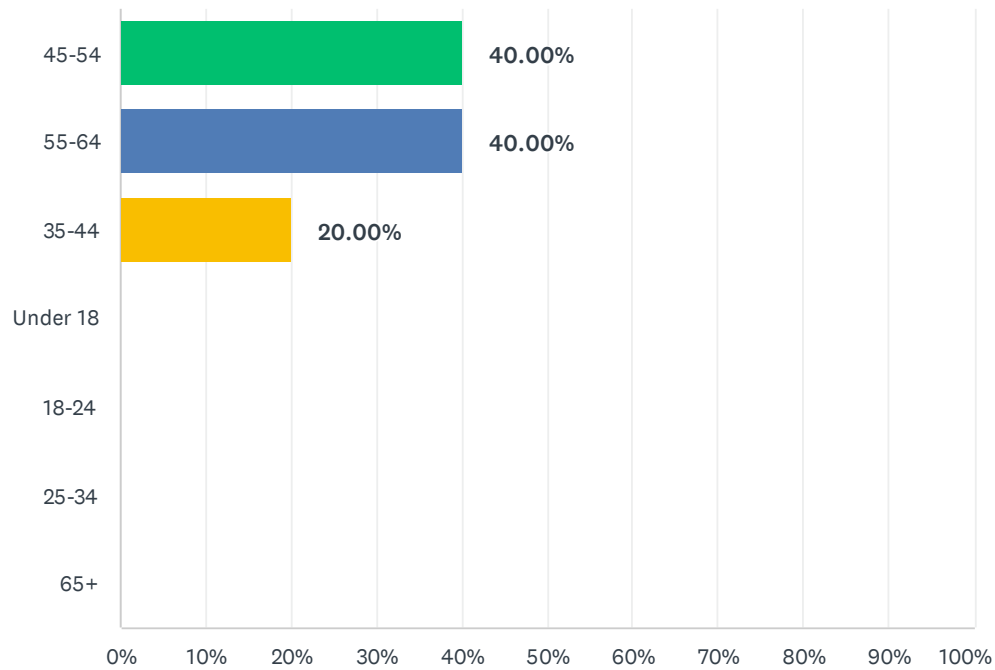
Answered: 5 Skipped: 0



ANSWER CHOICES	RESPONSES	
Electoral Area A - Red Bluff / Quesnel South	0.00%	0
Electoral Area B - Bouchie Lake / Quesnel West	0.00%	0
Electoral Area C - Barlow / Barkerville	0.00%	0
Electoral Area D - McLeese Lake / Williams Lake North	0.00%	0
Electoral Area E - Dog Creek / Hodgson / South Lakeside	0.00%	0
Electoral Area F - 150 Mile / Likely / Horsefly	0.00%	0
Electoral Area G - 108 Mile / Lac La Hache	0.00%	0
Electoral Area H - Canim Lake / Forest Grove	0.00%	0
Electoral Area I - Nazko / West Fraser	0.00%	0
Electoral Area J - West Chilcotin / Anahim Lake / Nimpo Lake	100.00%	5
Electoral Area K - East Chilcotin / Alexis Creek / Riske Creek	0.00%	0
Electoral Area L - Interlakes / Lone Butte	0.00%	0
District of 100 Mile House	0.00%	0
City of Quesnel	0.00%	0
District of Wells	0.00%	0
City of Williams Lake	0.00%	0
I don't live in the Cariboo Regional District (please specify which community you live in)	0.00%	0
<b>TOTAL</b>		<b>5</b>

## Q2 What is your age?

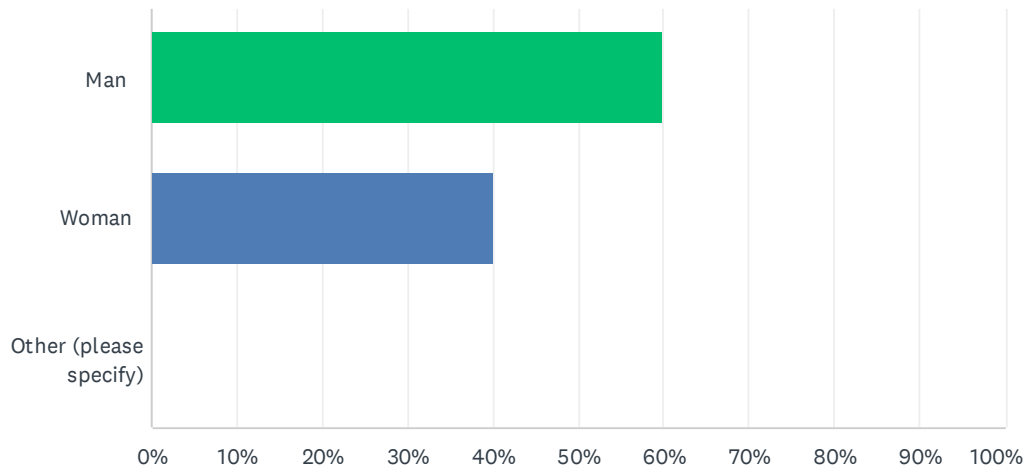
Answered: 5 Skipped: 0



ANSWER CHOICES	RESPONSES	
45-54	40.00%	2
55-64	40.00%	2
35-44	20.00%	1
Under 18	0.00%	0
18-24	0.00%	0
25-34	0.00%	0
65+	0.00%	0
<b>TOTAL</b>		<b>5</b>

### Q3 I am a...

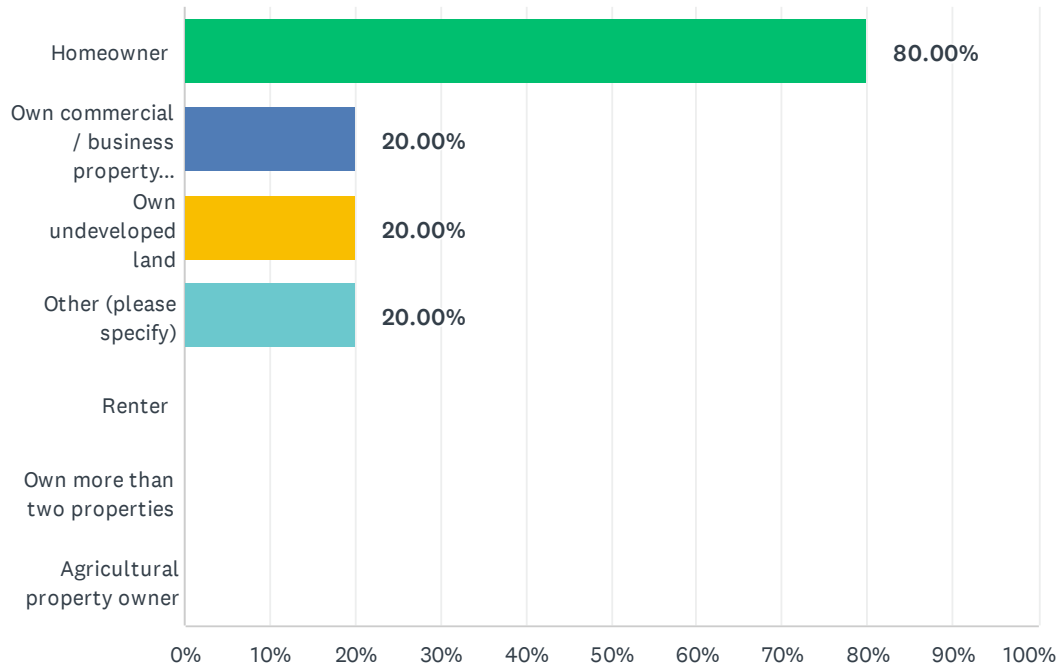
Answered: 5 Skipped: 0



ANSWER CHOICES	RESPONSES
Man	60.00% 3
Woman	40.00% 2
Other (please specify)	0.00% 0
<b>TOTAL</b>	<b>5</b>

### Q4 What is your property ownership status? Check all that apply.

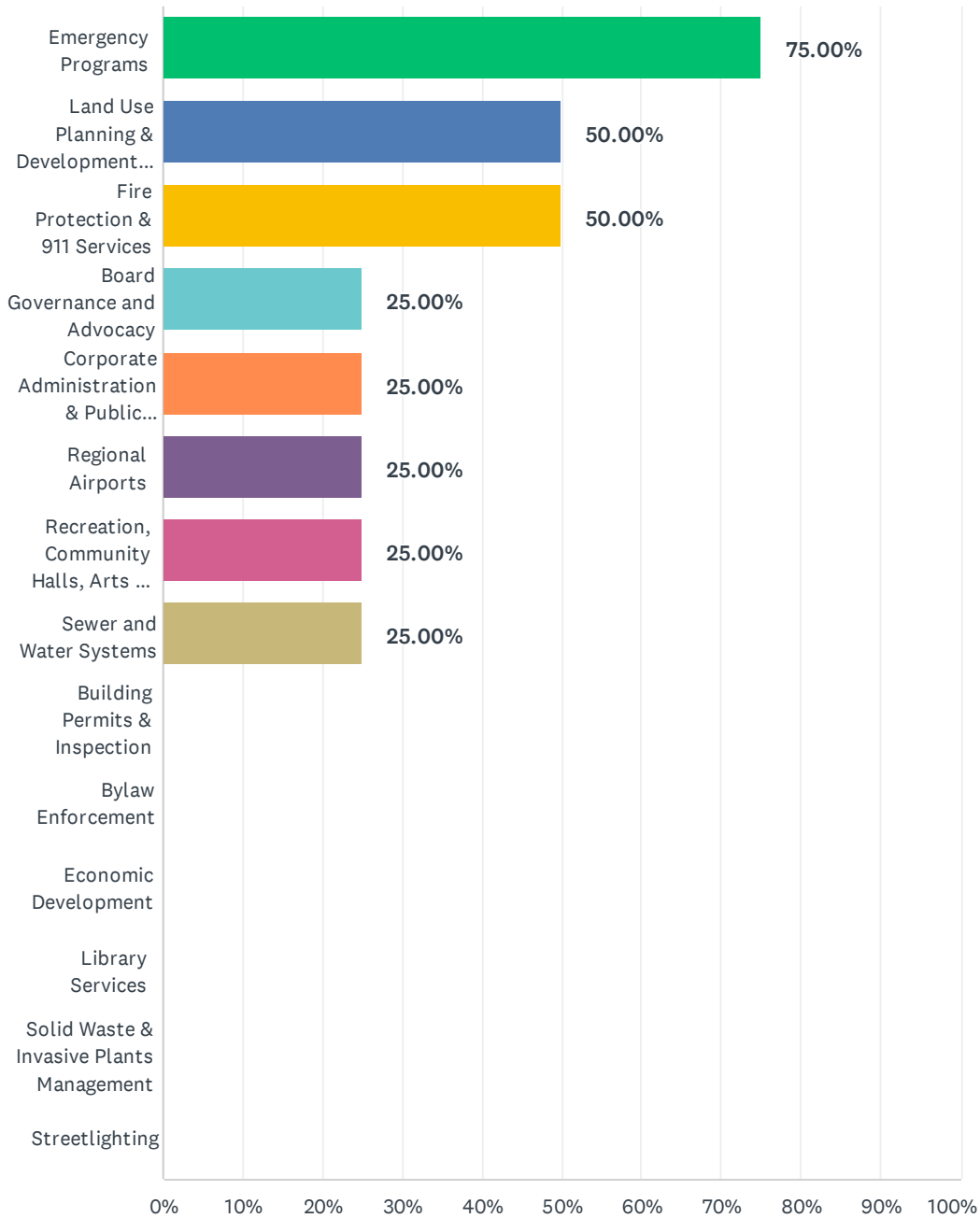
Answered: 5 Skipped: 0



ANSWER CHOICES	RESPONSES	
Homeowner	80.00%	4
Own commercial / business property (non-agricultural)	20.00%	1
Own undeveloped land	20.00%	1
Other (please specify)	20.00%	1
Renter	0.00%	0
Own more than two properties	0.00%	0
Agricultural property owner	0.00%	0
Total Respondents: 5		

### Q5 Please select the five most important regional district services for you.

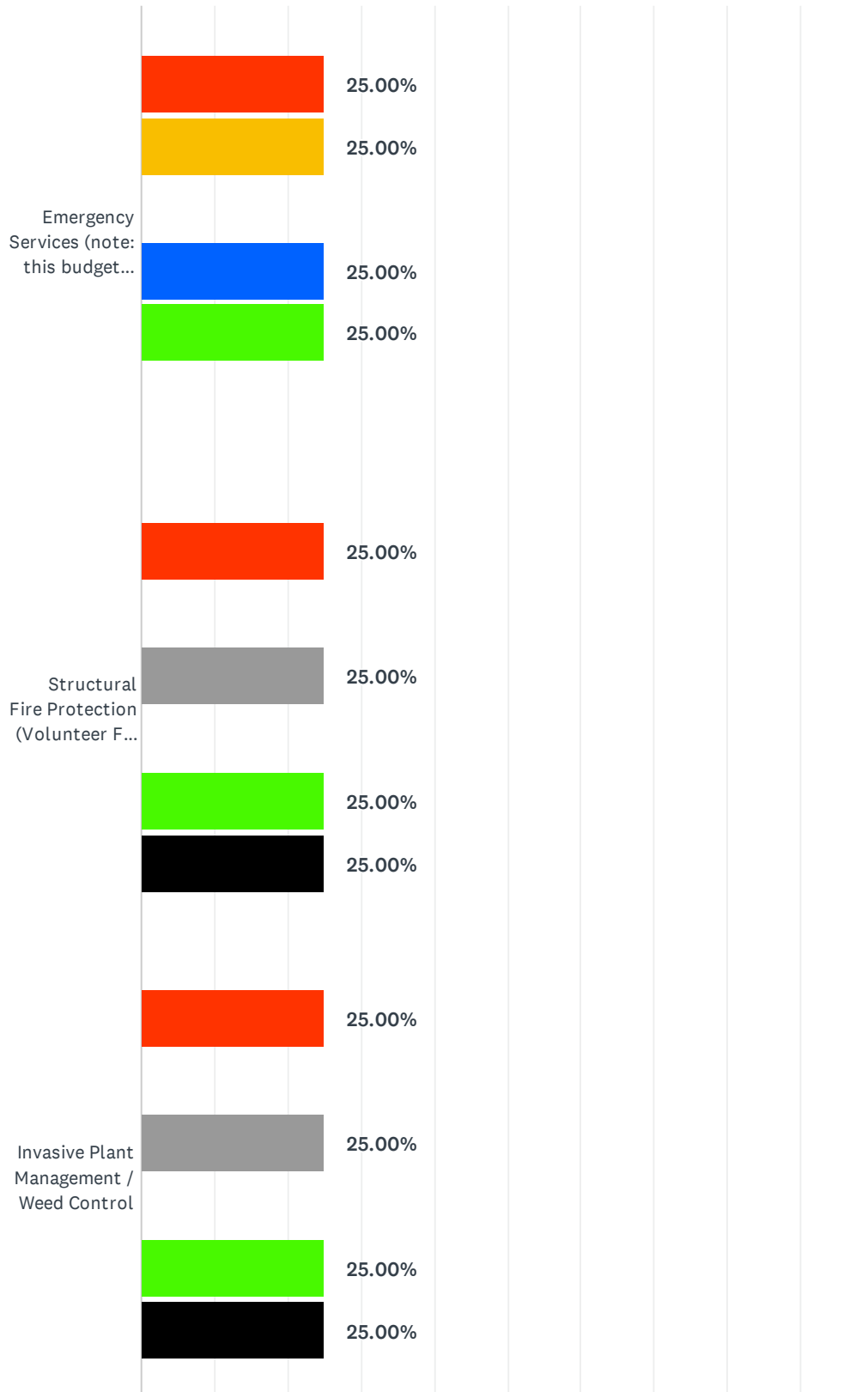
Answered: 4 Skipped: 1



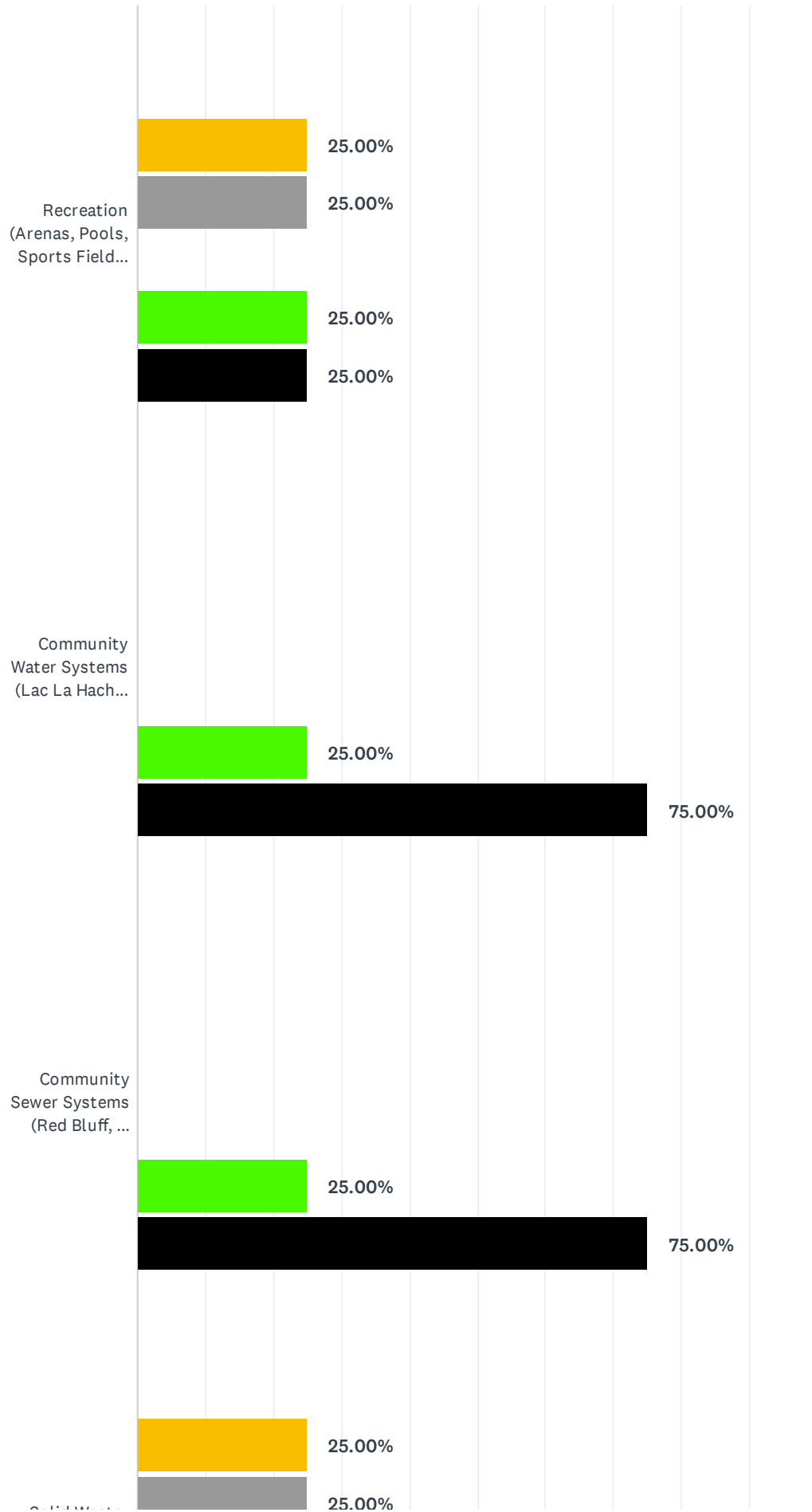
ANSWER CHOICES	RESPONSES	
Emergency Programs	75.00%	3
Land Use Planning & Development Regulation	50.00%	2
Fire Protection & 911 Services	50.00%	2
Board Governance and Advocacy	25.00%	1
Corporate Administration & Public Relations	25.00%	1
Regional Airports	25.00%	1
Recreation, Community Halls, Arts & Culture	25.00%	1
Sewer and Water Systems	25.00%	1
Building Permits & Inspection	0.00%	0
Bylaw Enforcement	0.00%	0
Economic Development	0.00%	0
Library Services	0.00%	0
Solid Waste & Invasive Plants Management	0.00%	0
Streetlighting	0.00%	0
Total Respondents: 4		

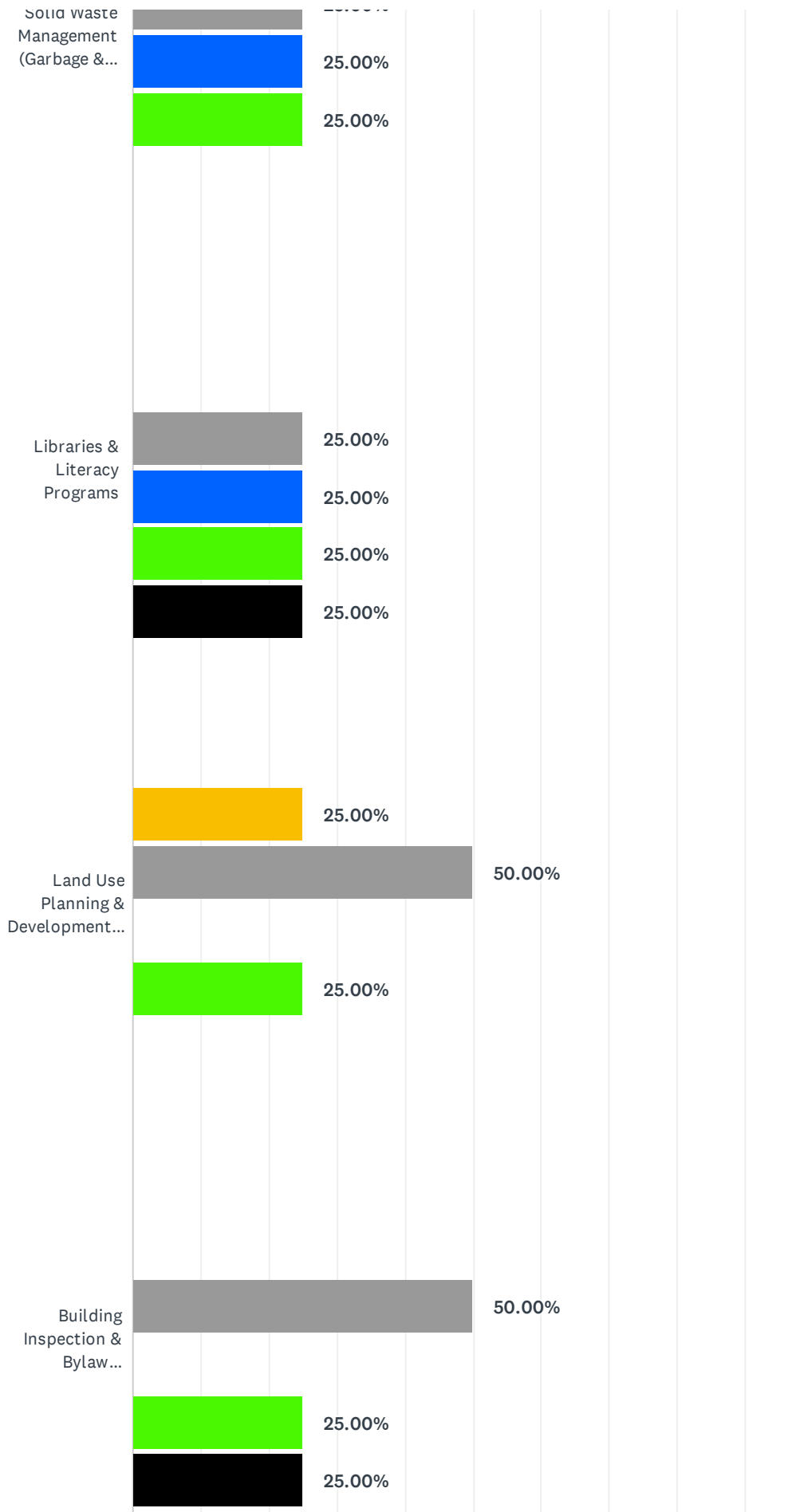
### Q6 Please rate your level of satisfaction with the level of service available in your area for the following services:

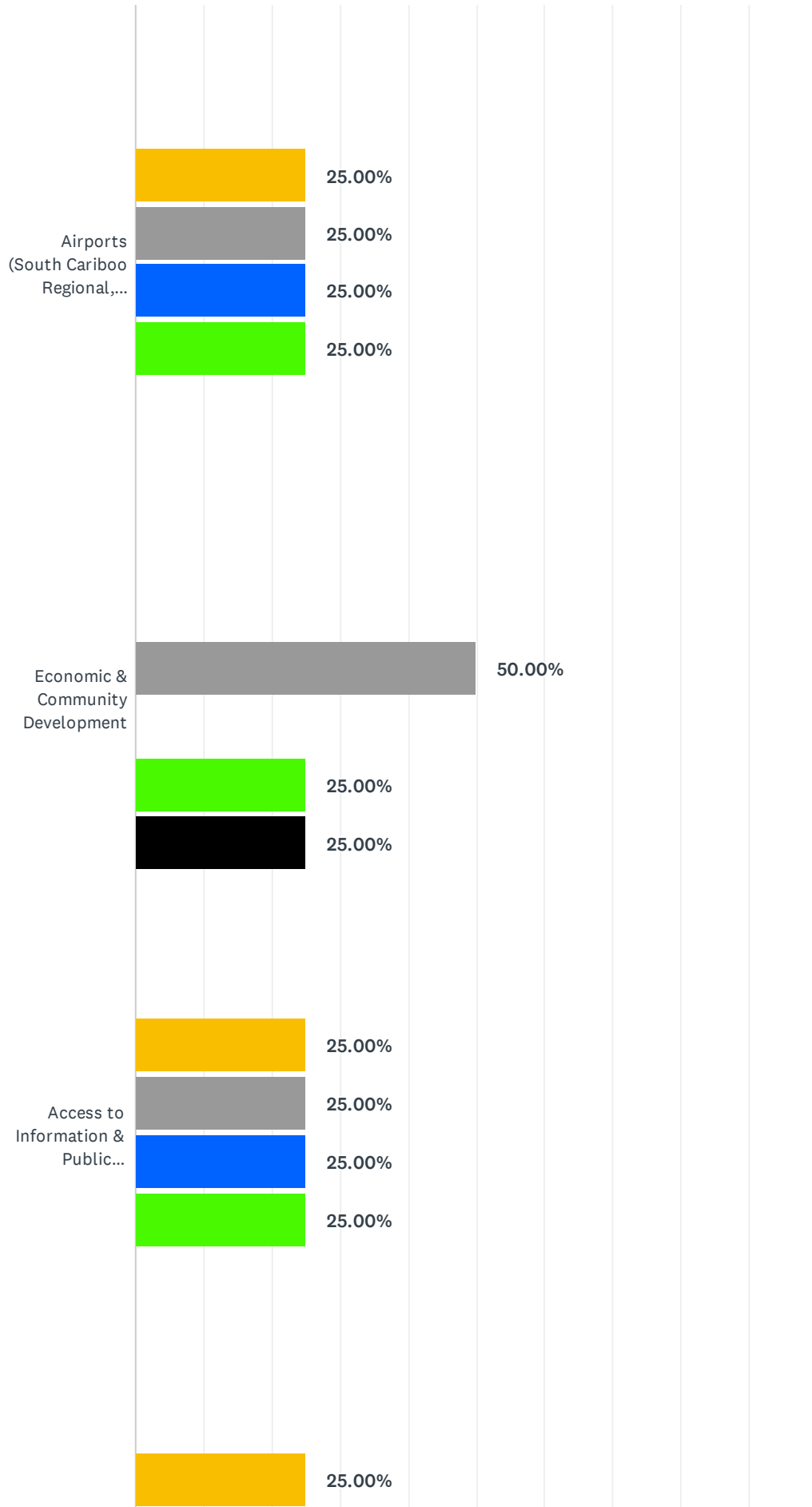
Answered: 4 Skipped: 1

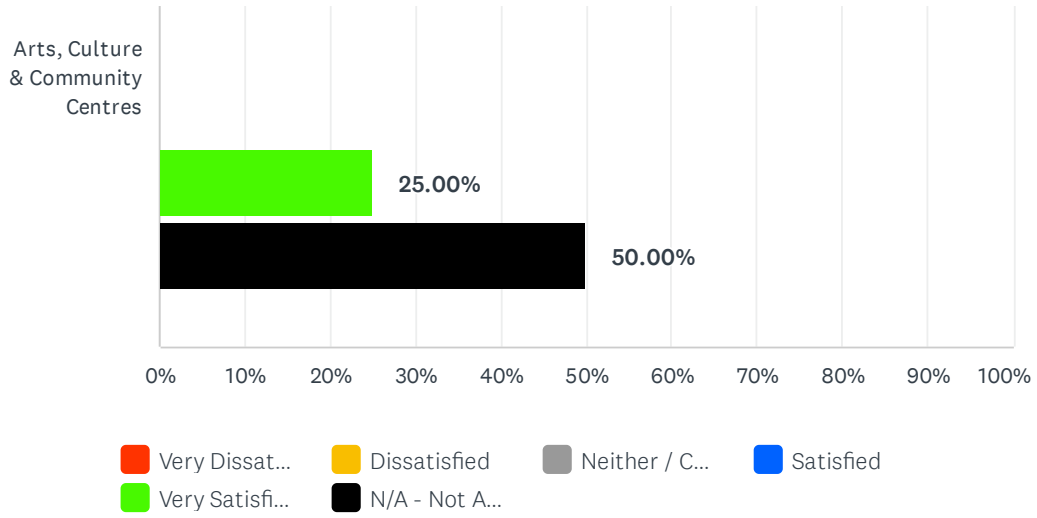








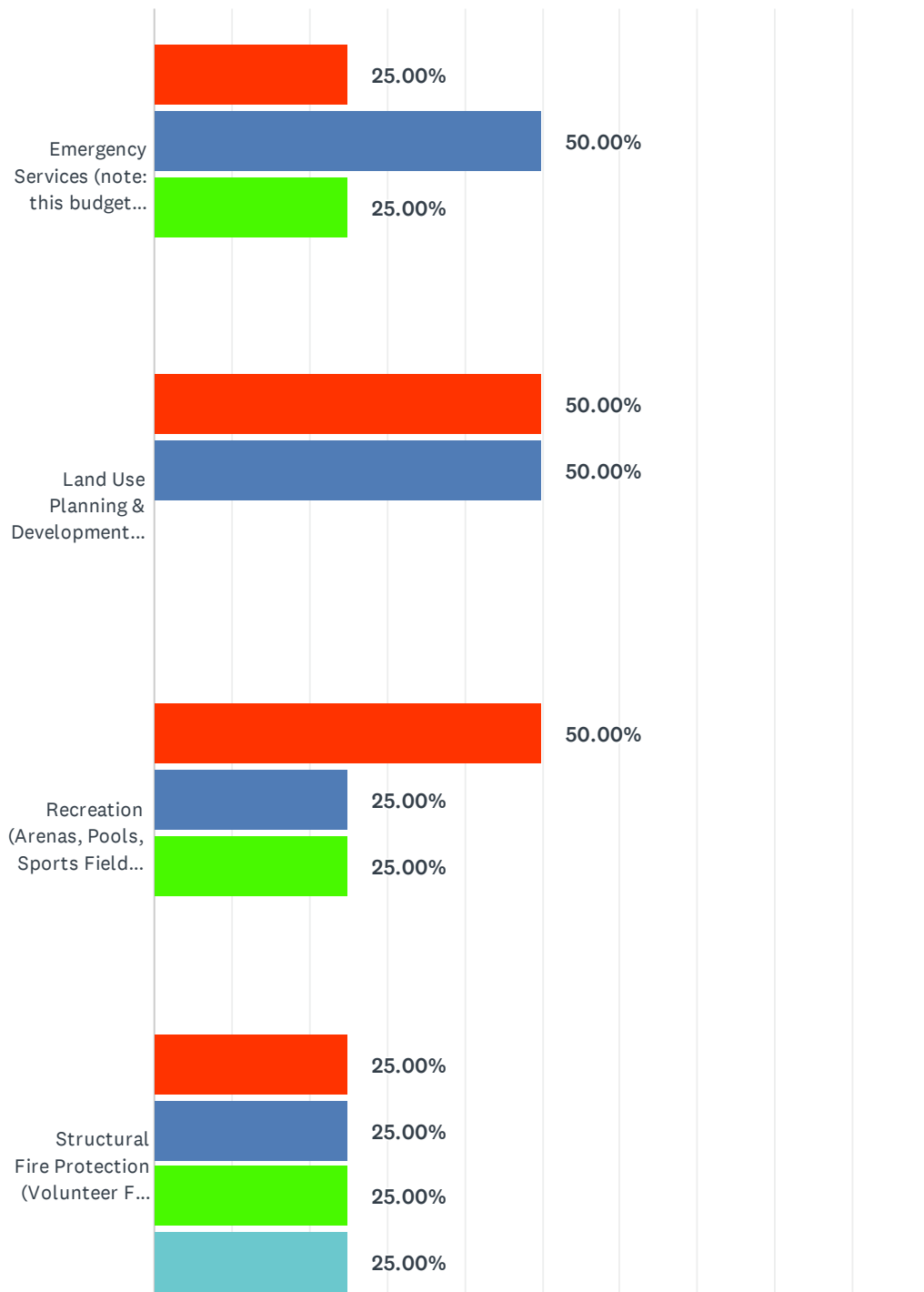


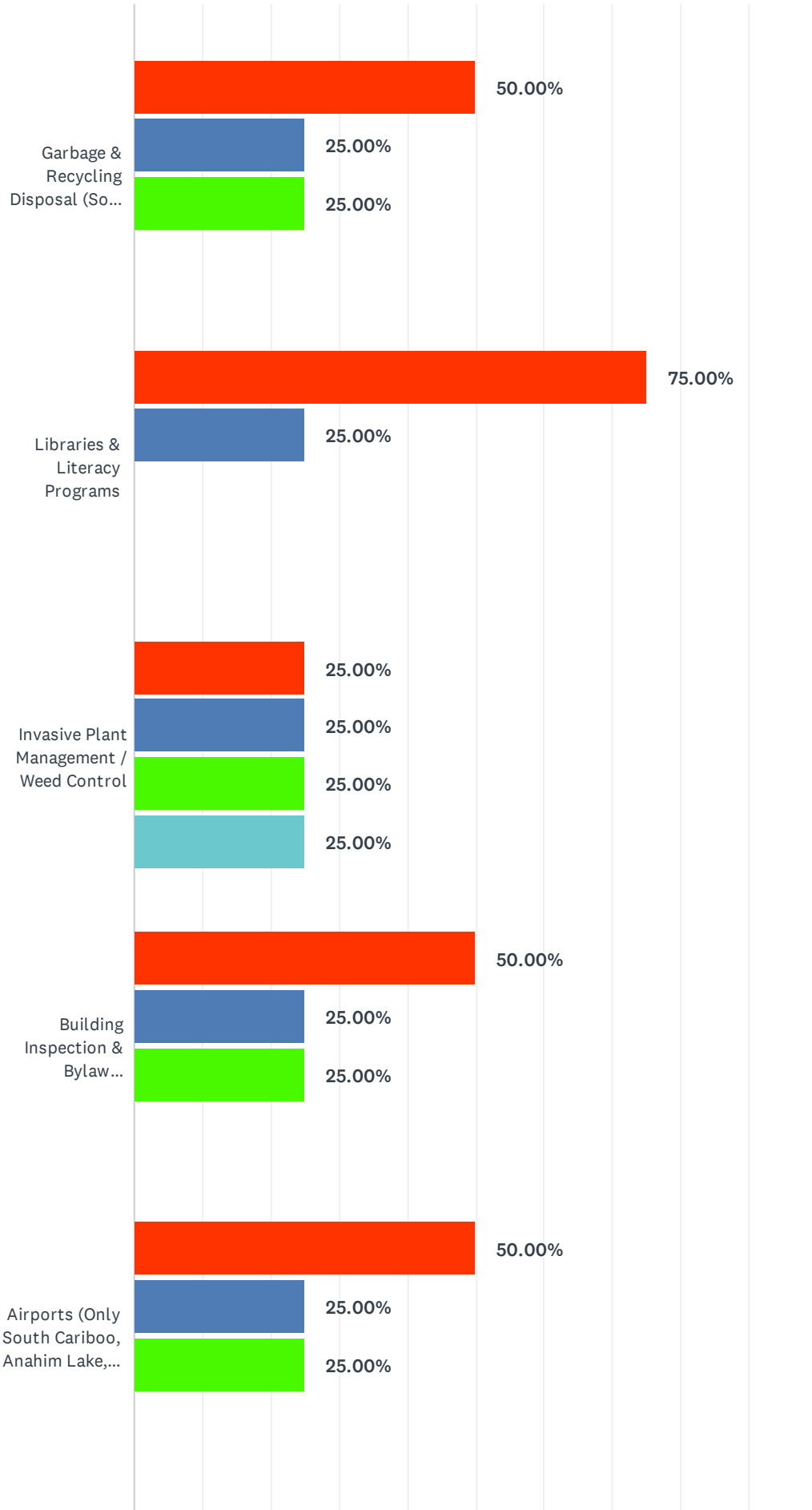


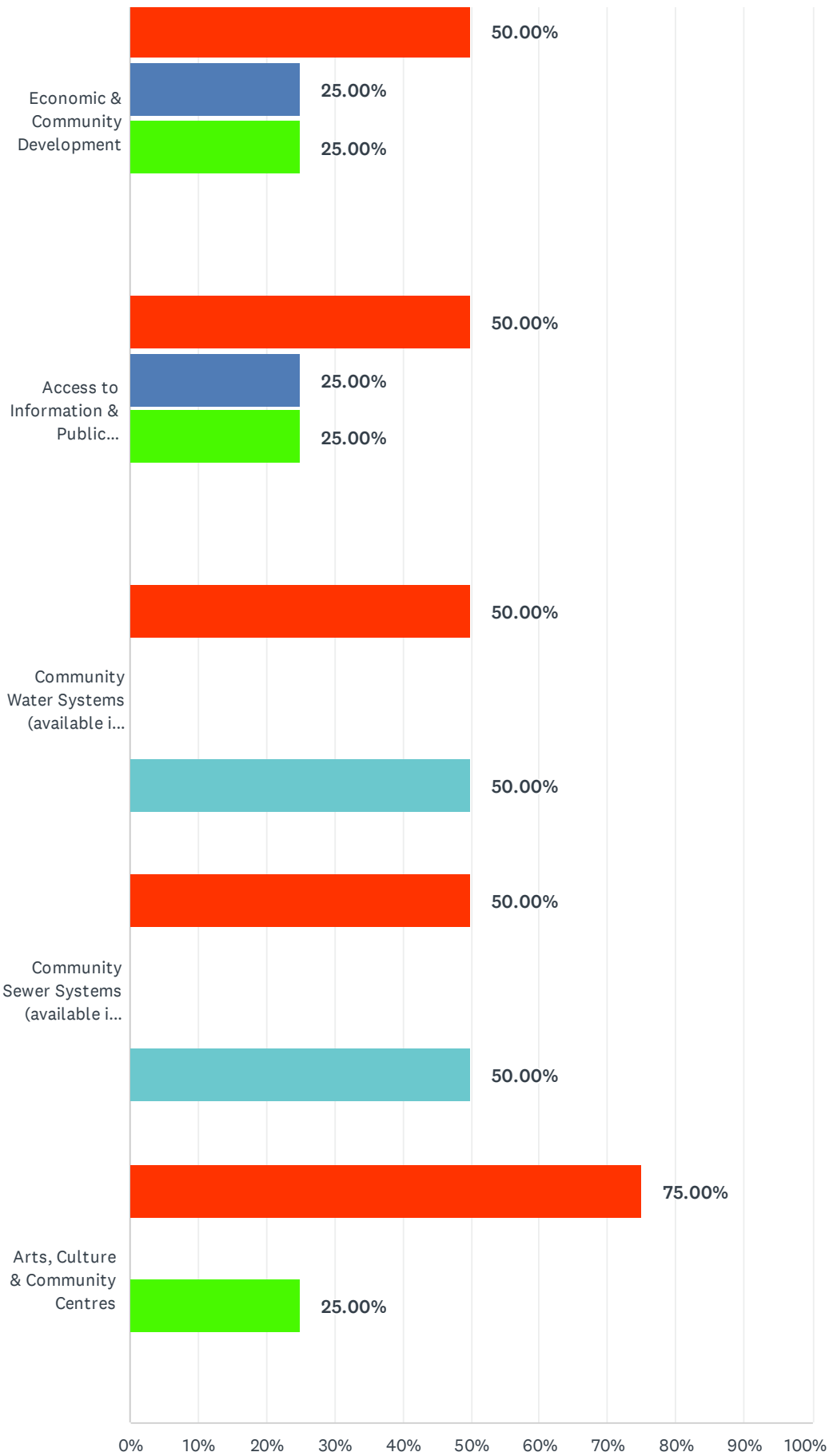
	VERY DISSATISFIED	DISSATISFIED	NEITHER / CONTENT	SATISFIED	VERY SATISFIED	N/A - NOT APPLICABLE	TOTAL
Emergency Services (note: this budget does not fund BC Wildfire)	25.00% 1	25.00% 1	0.00% 0	25.00% 1	25.00% 1	0.00% 0	4
Structural Fire Protection (Volunteer Fire Departments)	25.00% 1	0.00% 0	25.00% 1	0.00% 0	25.00% 1	25.00% 1	4
Invasive Plant Management / Weed Control	25.00% 1	0.00% 0	25.00% 1	0.00% 0	25.00% 1	25.00% 1	4
Recreation (Arenas, Pools, Sports Fields, Trails)	0.00% 0	25.00% 1	25.00% 1	0.00% 0	25.00% 1	25.00% 1	4
Community Water Systems (Lac La Hache, Alexis Creek, Benjamin, 103 & 108 Mile, Forest Grove, Gateway, Horse Lake, Lexington, Russet Bluff, Canim Lake)	0.00% 0	0.00% 0	0.00% 0	0.00% 0	25.00% 1	75.00% 3	4
Community Sewer Systems (Red Bluff, Lac La Hache, Alexis Creek, Wildwood, Pine Valley)	0.00% 0	0.00% 0	0.00% 0	0.00% 0	25.00% 1	75.00% 3	4
Solid Waste Management (Garbage & Recycling)	0.00% 0	25.00% 1	25.00% 1	25.00% 1	25.00% 1	0.00% 0	4
Libraries & Literacy Programs	0.00% 0	0.00% 0	25.00% 1	25.00% 1	25.00% 1	25.00% 1	4
Land Use Planning & Development Regulation	0.00% 0	25.00% 1	50.00% 2	0.00% 0	25.00% 1	0.00% 0	4
Building Inspection & Bylaw Enforcement	0.00% 0	0.00% 0	50.00% 2	0.00% 0	25.00% 1	25.00% 1	4
Airports (South Cariboo Regional, Anahim Lake, Quesnel, Likely)	0.00% 0	25.00% 1	25.00% 1	25.00% 1	25.00% 1	0.00% 0	4
Economic & Community Development	0.00% 0	0.00% 0	50.00% 2	0.00% 0	25.00% 1	25.00% 1	4
Access to Information & Public Engagement	0.00% 0	25.00% 1	25.00% 1	25.00% 1	25.00% 1	0.00% 0	4
Arts, Culture & Community Centres	0.00% 0	25.00% 1	0.00% 0	0.00% 0	25.00% 1	50.00% 2	4

**Q7 Should the CRD increase, decrease, or maintain existing levels of service for the following functions? Note: Increasing service availability/levels requires additional funding from taxation or user fees since costs would increase, whereas a decrease in service availability/levels generally does not. Maintaining existing services would see only increases for inflation.**

Answered: 4 Skipped: 1









■ Decrease s... 
 ■ Keep it the ... 
 ■ Increase se... 
 ■ N/A - Not A...

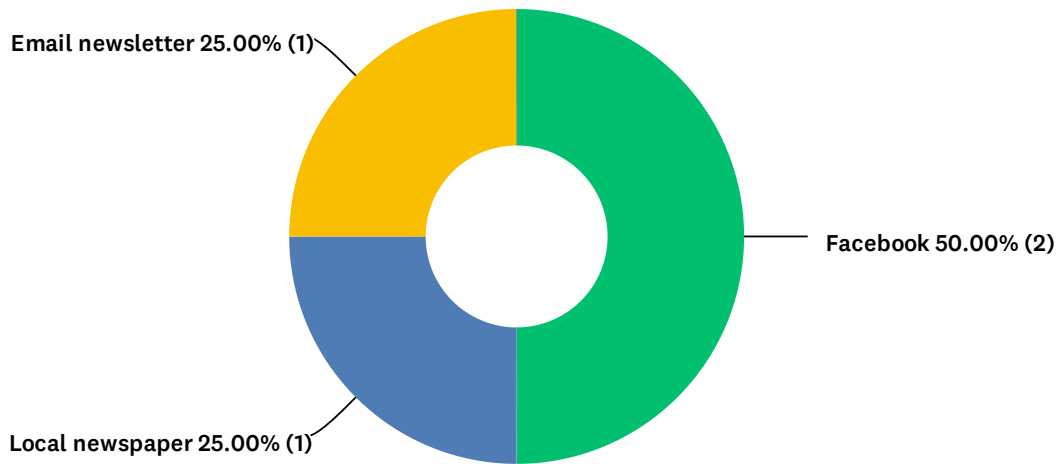
	DECREASE SERVICES	KEEP IT THE SAME	INCREASE SERVICES	N/A - NOT APPLICABLE	TOTAL
Emergency Services (note: this budget does not fund BC Wildfire)	25.00% 1	50.00% 2	25.00% 1	0.00% 0	4
Land Use Planning & Development Regulation	50.00% 2	50.00% 2	0.00% 0	0.00% 0	4
Recreation (Arenas, Pools, Sports Fields, Trails)	50.00% 2	25.00% 1	25.00% 1	0.00% 0	4
Structural Fire Protection (Volunteer Fire Departments)	25.00% 1	25.00% 1	25.00% 1	25.00% 1	4
Garbage & Recycling Disposal (Solid Waste Management)	50.00% 2	25.00% 1	25.00% 1	0.00% 0	4
Libraries & Literacy Programs	75.00% 3	25.00% 1	0.00% 0	0.00% 0	4
Invasive Plant Management / Weed Control	25.00% 1	25.00% 1	25.00% 1	25.00% 1	4
Building Inspection & Bylaw Enforcement	50.00% 2	25.00% 1	25.00% 1	0.00% 0	4
Airports (Only South Cariboo, Anahim Lake, Quesnel & Likely)	50.00% 2	25.00% 1	25.00% 1	0.00% 0	4
Economic & Community Development	50.00% 2	25.00% 1	25.00% 1	0.00% 0	4
Access to Information & Public Engagement	50.00% 2	25.00% 1	25.00% 1	0.00% 0	4
Community Water Systems (available in only 11 rural communities)	50.00% 2	0.00% 0	0.00% 0	50.00% 2	4
Community Sewer Systems (available in only 6 rural communities)	50.00% 2	0.00% 0	0.00% 0	50.00% 2	4
Arts, Culture & Community Centres	75.00% 3	0.00% 0	25.00% 1	0.00% 0	4

## Q8 Is there anything you would like to add about service levels and availability in your area?

Answered: 3 Skipped: 2

## Q9 How did you find out about this survey?

Answered: 4 Skipped: 1



ANSWER CHOICES	RESPONSES	
Facebook	50.00%	2
Local newspaper	25.00%	1
Email newsletter	25.00%	1
None of the above	0.00%	0
From a friend / colleague / family member (Word of mouth)	0.00%	0
Twitter	0.00%	0
Instagram	0.00%	0
LinkedIn	0.00%	0
Radio	0.00%	0
Poster	0.00%	0
CRD Newsletter	0.00%	0
I called the CRD	0.00%	0
Other (please specify)	0.00%	0
<b>TOTAL</b>		<b>4</b>