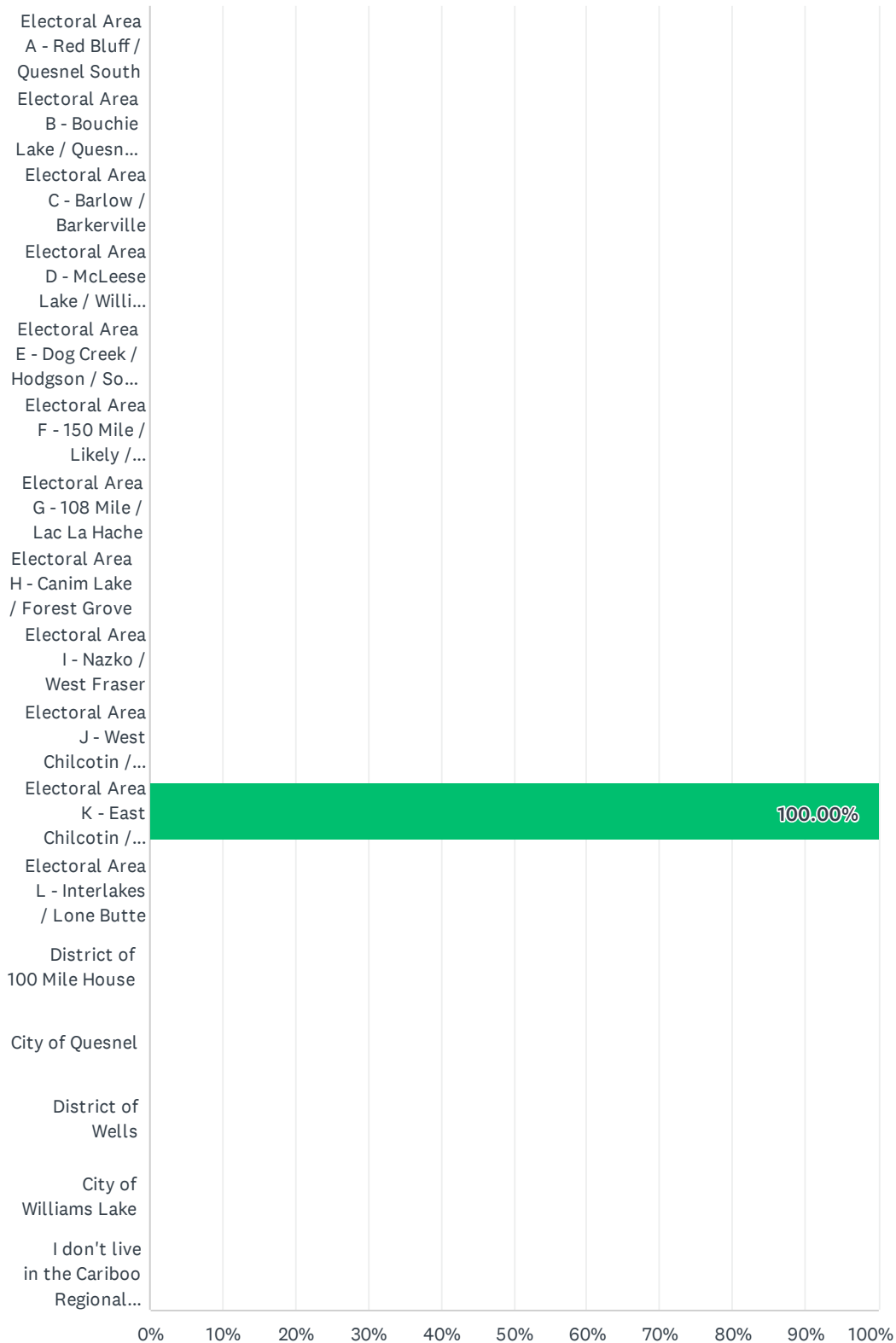


Q1 Which Electoral Area / Municipality do you live in?

Answered: 4 Skipped: 0

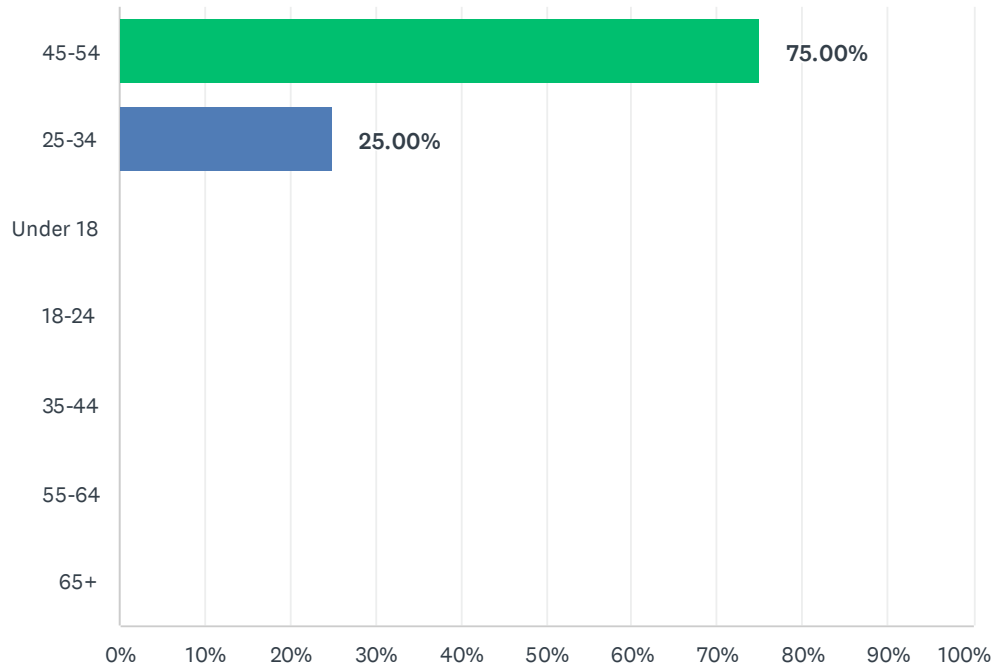


ANSWER CHOICES	RESPONSES	
Electoral Area A - Red Bluff / Quesnel South	0.00%	0
Electoral Area B - Bouchie Lake / Quesnel West	0.00%	0
Electoral Area C - Barlow / Barkerville	0.00%	0
Electoral Area D - McLeese Lake / Williams Lake North	0.00%	0
Electoral Area E - Dog Creek / Hodgson / South Lakeside	0.00%	0
Electoral Area F - 150 Mile / Likely / Horsefly	0.00%	0
Electoral Area G - 108 Mile / Lac La Hache	0.00%	0
Electoral Area H - Canim Lake / Forest Grove	0.00%	0
Electoral Area I - Nazko / West Fraser	0.00%	0
Electoral Area J - West Chilcotin / Anahim Lake / Nimpo Lake	0.00%	0
Electoral Area K - East Chilcotin / Alexis Creek / Riske Creek	100.00%	4
Electoral Area L - Interlakes / Lone Butte	0.00%	0
District of 100 Mile House	0.00%	0
City of Quesnel	0.00%	0
District of Wells	0.00%	0
City of Williams Lake	0.00%	0
I don't live in the Cariboo Regional District (please specify which community you live in)	0.00%	0
TOTAL		4

#	I DON'T LIVE IN THE CARIBOO REGIONAL DISTRICT (PLEASE SPECIFY WHICH COMMUNITY YOU LIVE IN)	DATE
	There are no responses.	

Q2 What is your age?

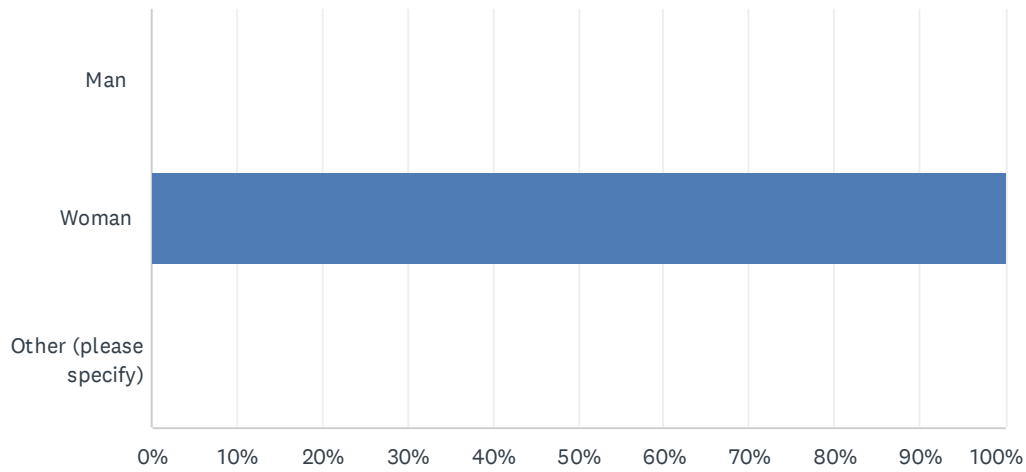
Answered: 4 Skipped: 0



ANSWER CHOICES	RESPONSES	
45-54	75.00%	3
25-34	25.00%	1
Under 18	0.00%	0
18-24	0.00%	0
35-44	0.00%	0
55-64	0.00%	0
65+	0.00%	0
TOTAL		4

Q3 I am a...

Answered: 4 Skipped: 0

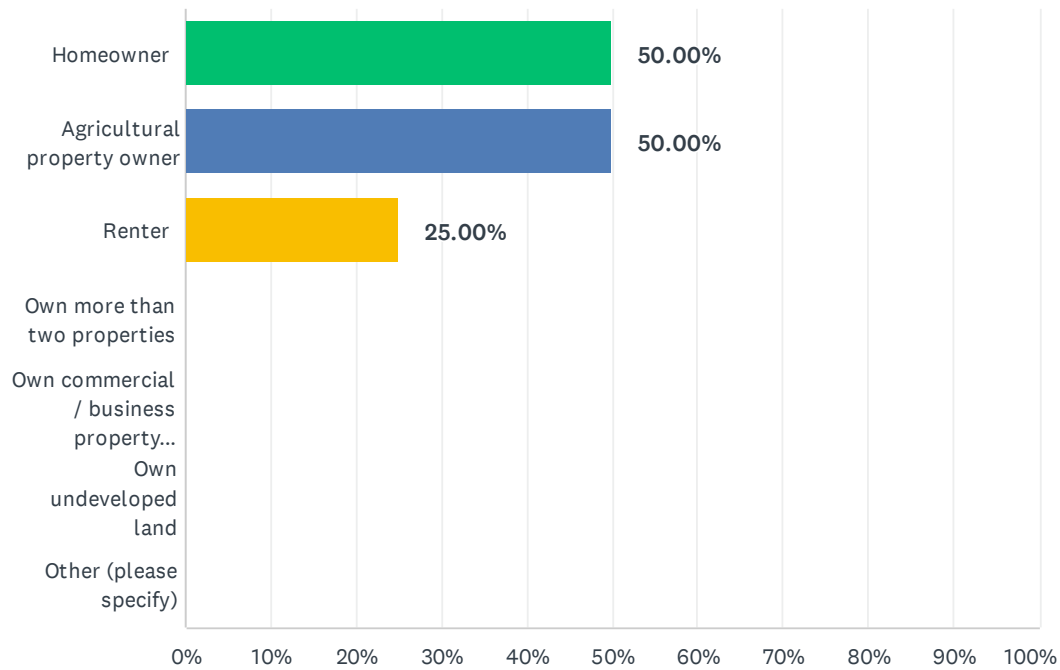


ANSWER CHOICES	RESPONSES
Man	0.00% 0
Woman	100.00% 4
Other (please specify)	0.00% 0
TOTAL	4

#	OTHER (PLEASE SPECIFY)	DATE
	There are no responses.	

Q4 What is your property ownership status? Check all that apply.

Answered: 4 Skipped: 0

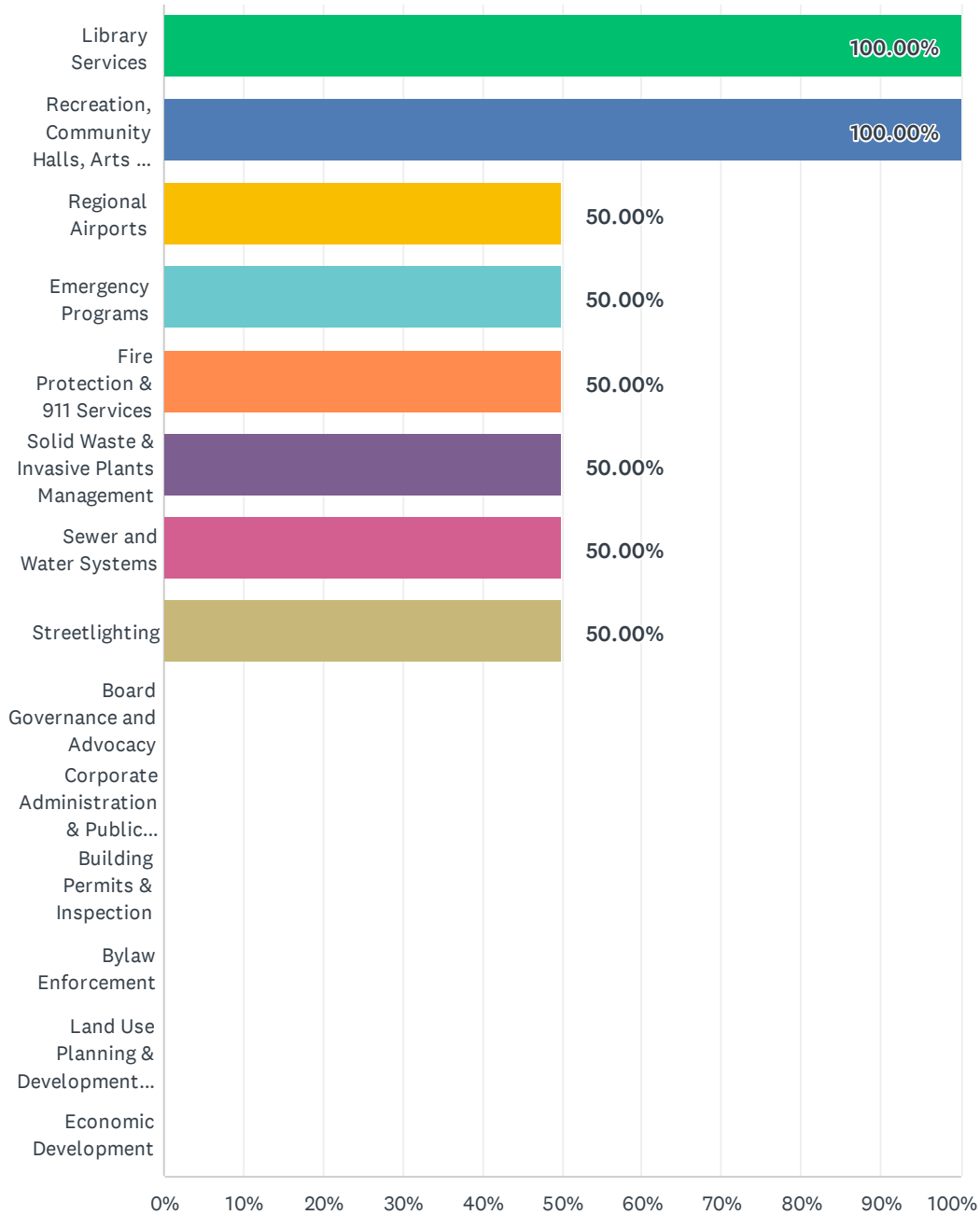


ANSWER CHOICES	RESPONSES	
Homeowner	50.00%	2
Agricultural property owner	50.00%	2
Renter	25.00%	1
Own more than two properties	0.00%	0
Own commercial / business property (non-agricultural)	0.00%	0
Own undeveloped land	0.00%	0
Other (please specify)	0.00%	0
Total Respondents: 4		

#	OTHER (PLEASE SPECIFY)	DATE
There are no responses.		

Q5 Please select the five most important regional district services for you.

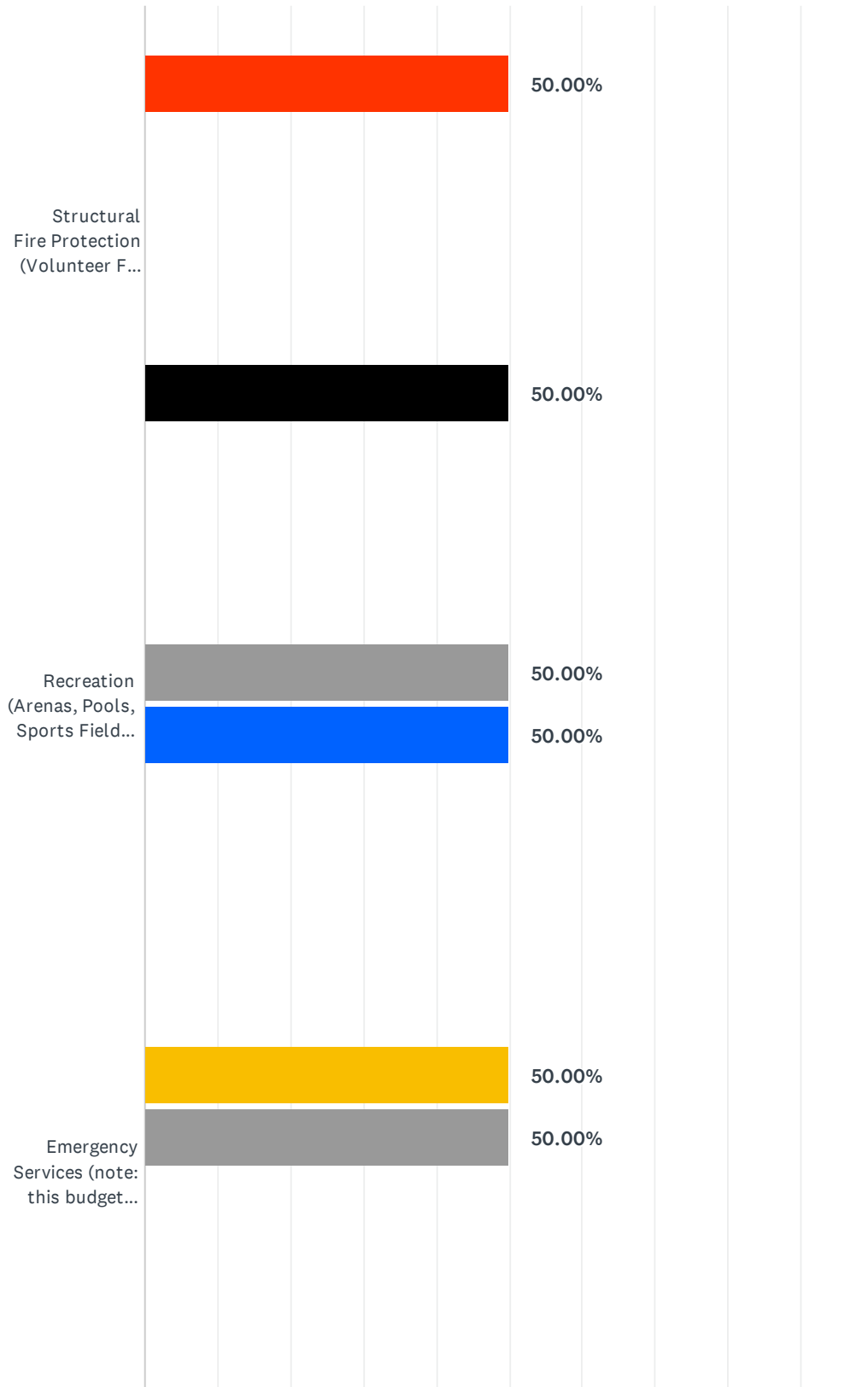
Answered: 2 Skipped: 2

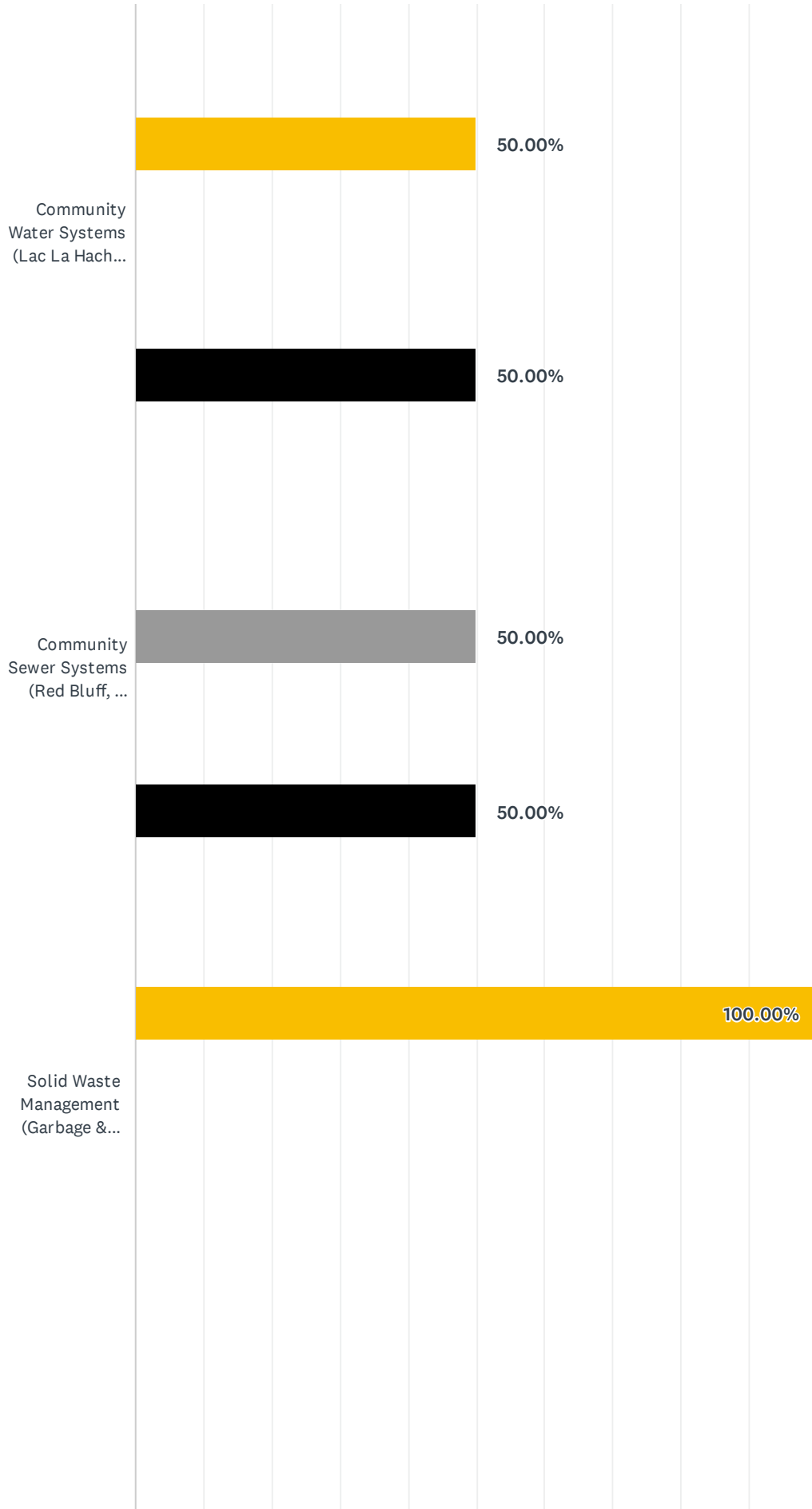


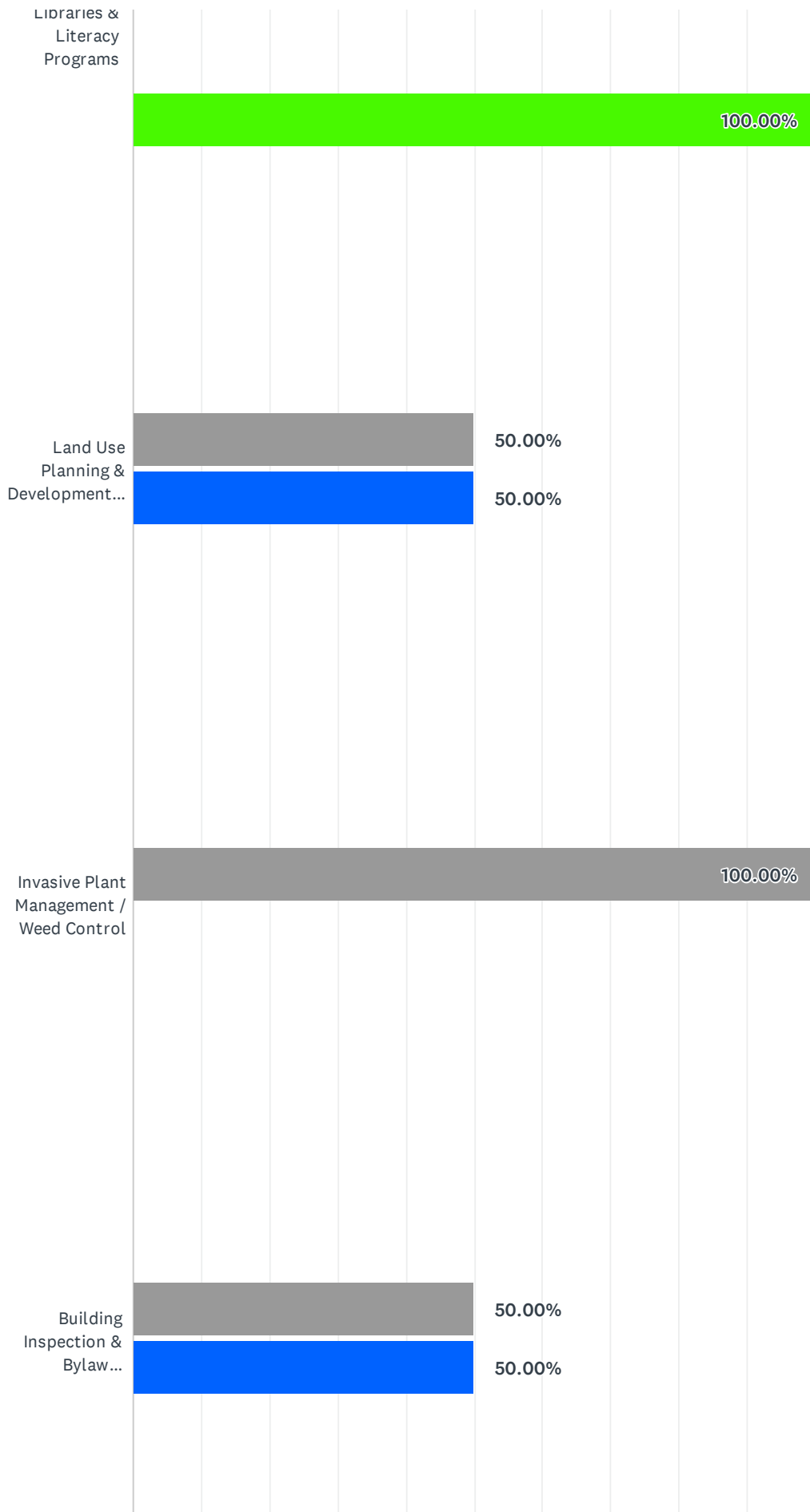
ANSWER CHOICES	RESPONSES	
Library Services	100.00%	2
Recreation, Community Halls, Arts & Culture	100.00%	2
Regional Airports	50.00%	1
Emergency Programs	50.00%	1
Fire Protection & 911 Services	50.00%	1
Solid Waste & Invasive Plants Management	50.00%	1
Sewer and Water Systems	50.00%	1
Streetlighting	50.00%	1
Board Governance and Advocacy	0.00%	0
Corporate Administration & Public Relations	0.00%	0
Building Permits & Inspection	0.00%	0
Bylaw Enforcement	0.00%	0
Land Use Planning & Development Regulation	0.00%	0
Economic Development	0.00%	0
Total Respondents: 2		

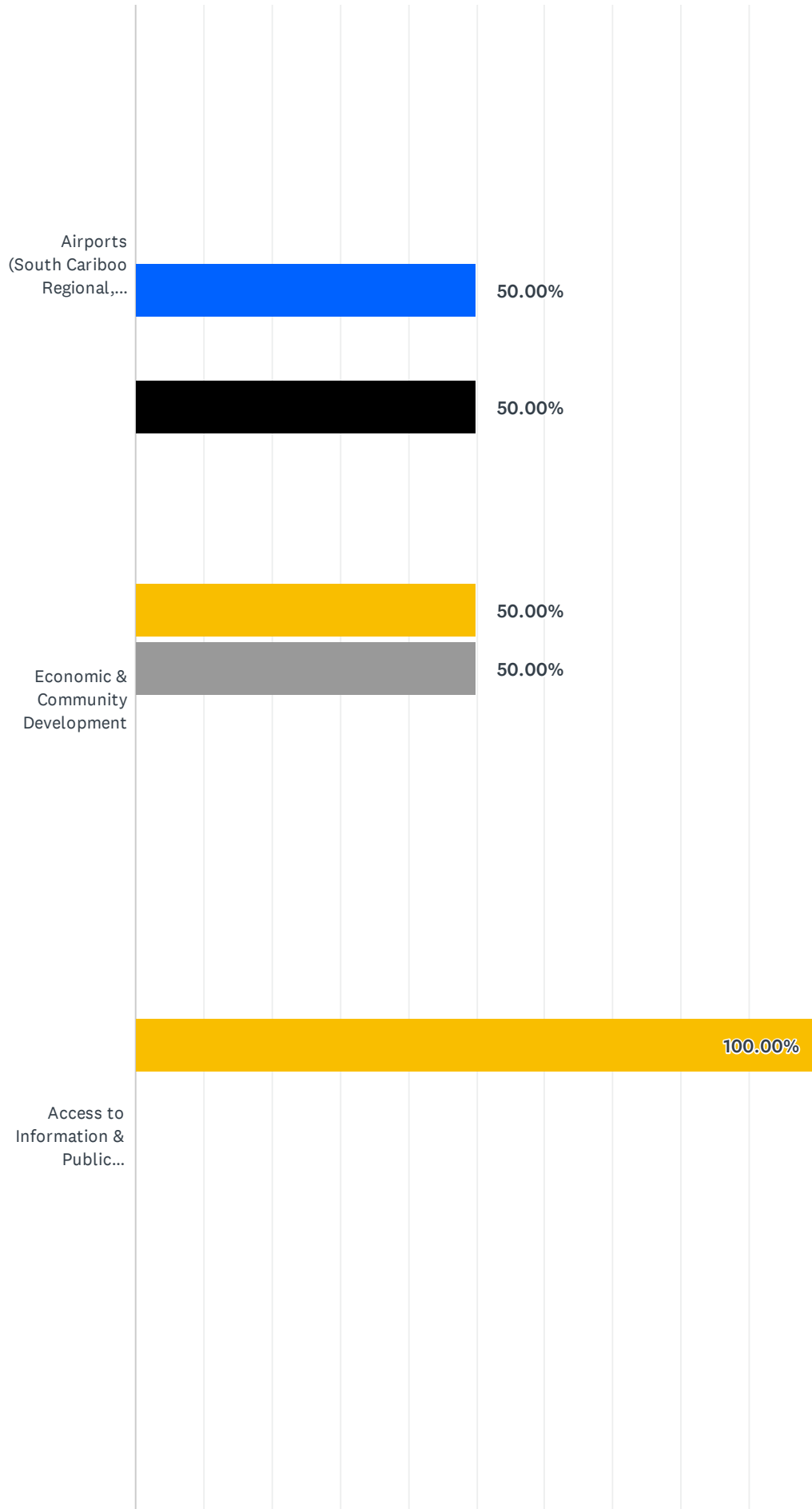
Q6 Please rate your level of satisfaction with the level of service available in your area for the following services:

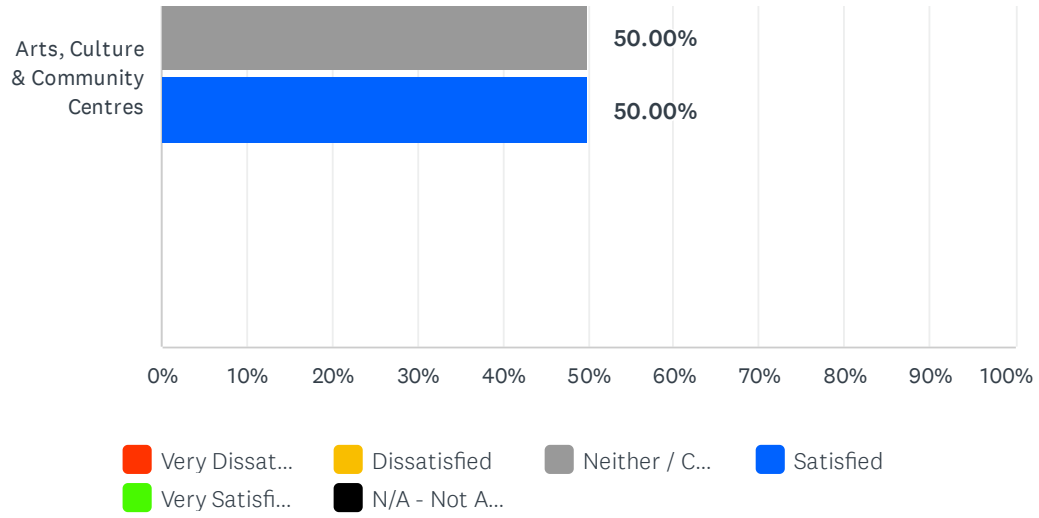
Answered: 2 Skipped: 2







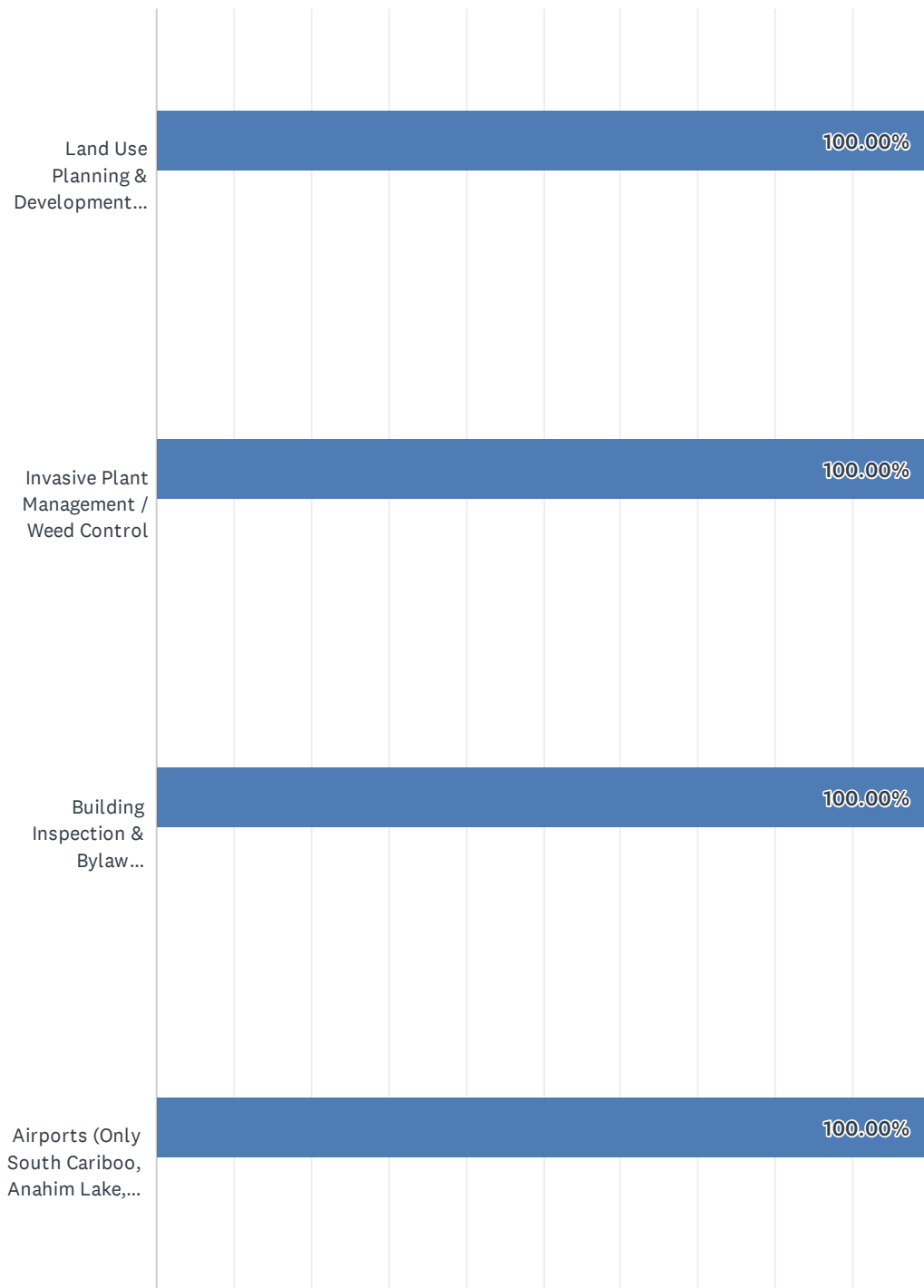


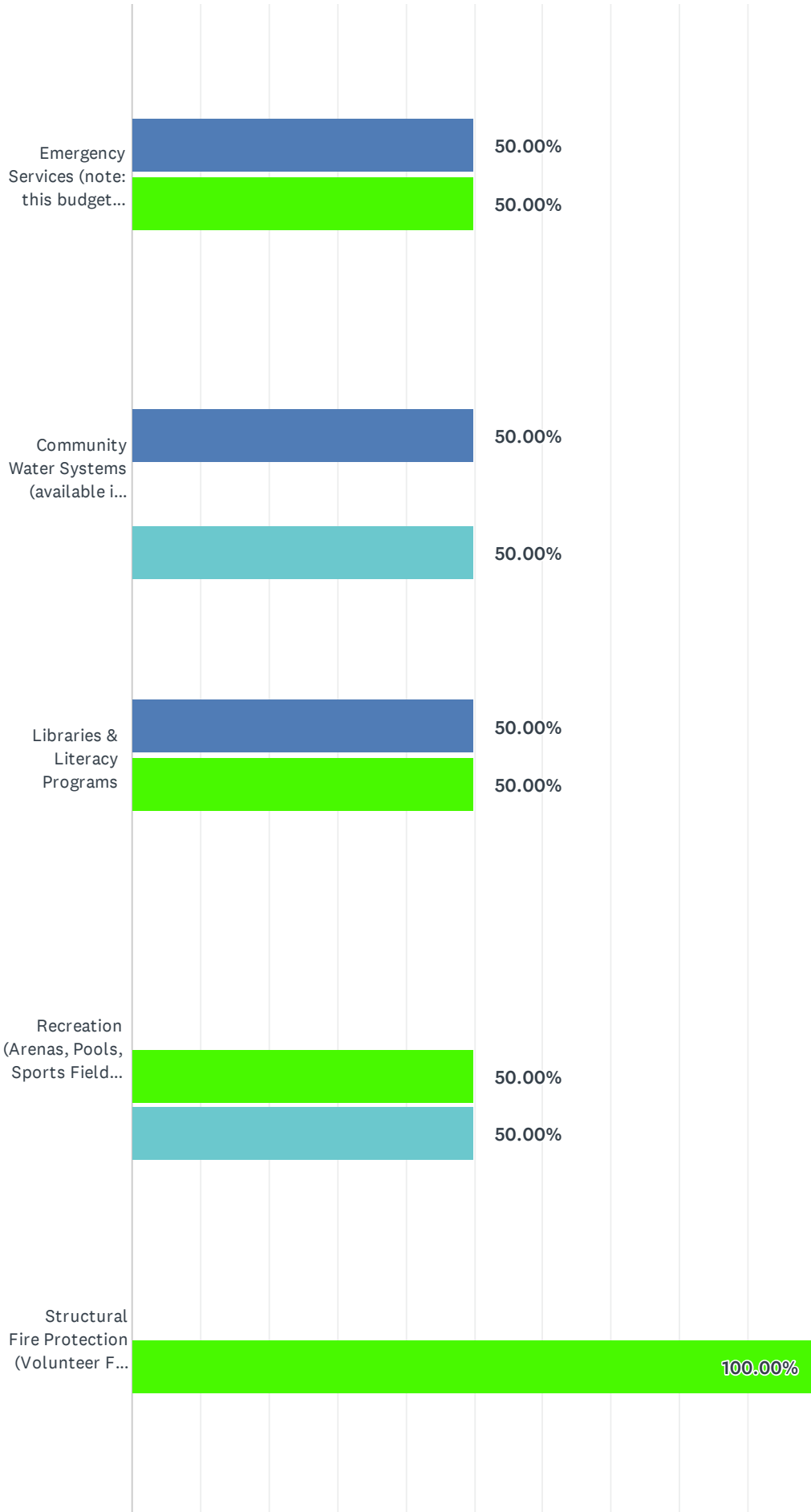


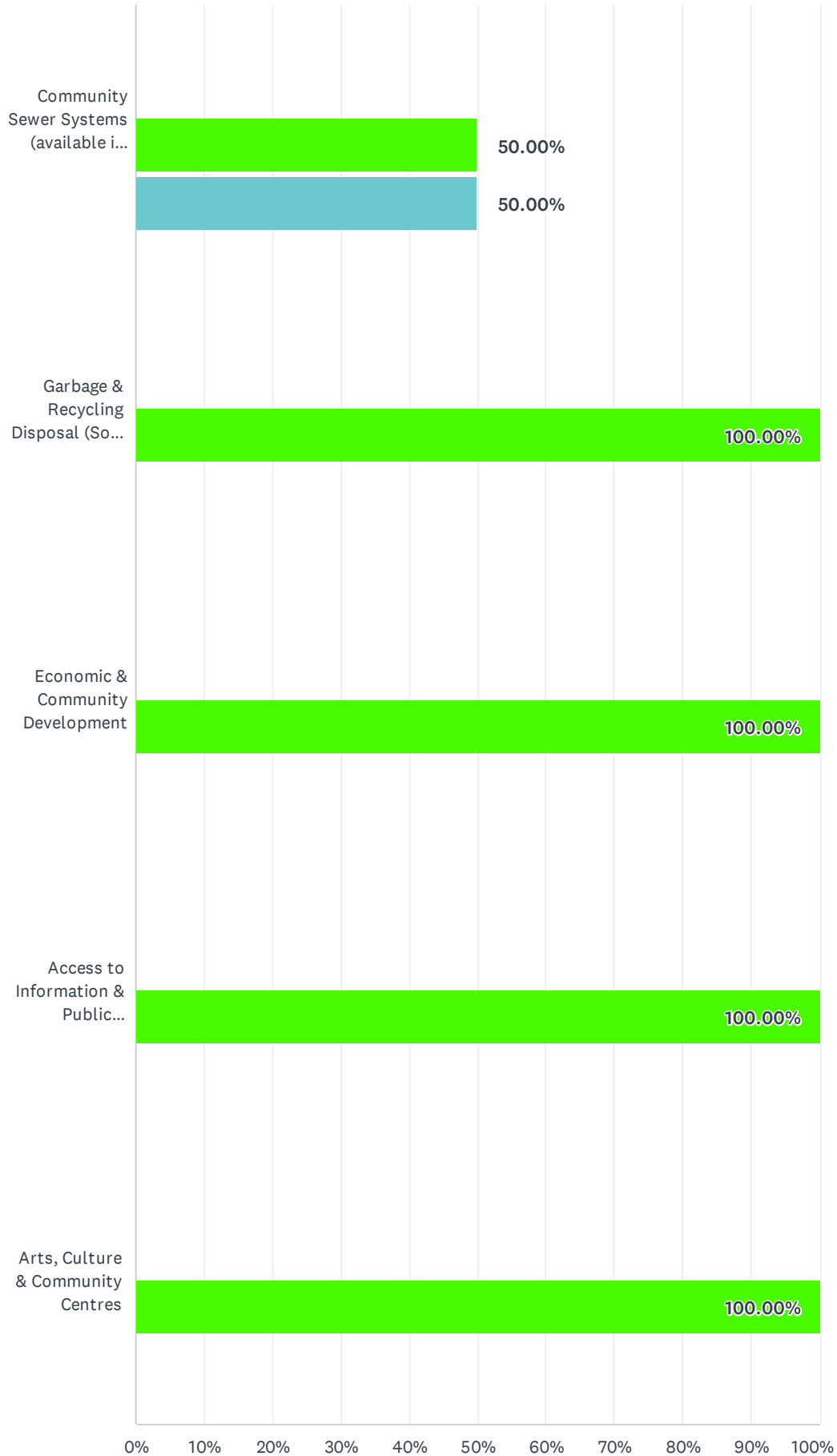
	VERY DISSATISFIED	DISSATISFIED	NEITHER / CONTENT	SATISFIED	VERY SATISFIED	N/A - NOT APPLICABLE	TOTAL
Structural Fire Protection (Volunteer Fire Departments)	50.00% 1	0.00% 0	0.00% 0	0.00% 0	0.00% 0	50.00% 1	2
Recreation (Arenas, Pools, Sports Fields, Trails)	0.00% 0	0.00% 0	50.00% 1	50.00% 1	0.00% 0	0.00% 0	2
Emergency Services (note: this budget does not fund BC Wildfire)	0.00% 0	50.00% 1	50.00% 1	0.00% 0	0.00% 0	0.00% 0	2
Community Water Systems (Lac La Hache, Alexis Creek, Benjamin, 103 & 108 Mile, Forest Grove, Gateway, Horse Lake, Lexington, Russet Bluff, Canim Lake)	0.00% 0	50.00% 1	0.00% 0	0.00% 0	0.00% 0	50.00% 1	2
Community Sewer Systems (Red Bluff, Lac La Hache, Alexis Creek, Wildwood, Pine Valley)	0.00% 0	0.00% 0	50.00% 1	0.00% 0	0.00% 0	50.00% 1	2
Solid Waste Management (Garbage & Recycling)	0.00% 0	100.00% 2	0.00% 0	0.00% 0	0.00% 0	0.00% 0	2
Libraries & Literacy Programs	0.00% 0	0.00% 0	0.00% 0	0.00% 0	100.00% 2	0.00% 0	2
Land Use Planning & Development Regulation	0.00% 0	0.00% 0	50.00% 1	50.00% 1	0.00% 0	0.00% 0	2
Invasive Plant Management / Weed Control	0.00% 0	0.00% 0	100.00% 2	0.00% 0	0.00% 0	0.00% 0	2
Building Inspection & Bylaw Enforcement	0.00% 0	0.00% 0	50.00% 1	50.00% 1	0.00% 0	0.00% 0	2
Airports (South Cariboo Regional, Anahim Lake, Quesnel, Likely)	0.00% 0	0.00% 0	0.00% 0	50.00% 1	0.00% 0	50.00% 1	2
Economic & Community Development	0.00% 0	50.00% 1	50.00% 1	0.00% 0	0.00% 0	0.00% 0	2
Access to Information & Public Engagement	0.00% 0	100.00% 2	0.00% 0	0.00% 0	0.00% 0	0.00% 0	2
Arts, Culture & Community Centres	0.00% 0	0.00% 0	50.00% 1	50.00% 1	0.00% 0	0.00% 0	2

Q7 Should the CRD increase, decrease, or maintain existing levels of service for the following functions? Note: Increasing service availability/levels requires additional funding from taxation or user fees since costs would increase, whereas a decrease in service availability/levels generally does not. Maintaining existing services would see only increases for inflation.

Answered: 2 Skipped: 2







■ Decrease s...
 ■ Keep it the ...
 ■ Increase se...
 ■ N/A - Not A...

	DECREASE SERVICES	KEEP IT THE SAME	INCREASE SERVICES	N/A - NOT APPLICABLE	TOTAL
Land Use Planning & Development Regulation	0.00% 0	100.00% 2	0.00% 0	0.00% 0	2
Invasive Plant Management / Weed Control	0.00% 0	100.00% 2	0.00% 0	0.00% 0	2
Building Inspection & Bylaw Enforcement	0.00% 0	100.00% 2	0.00% 0	0.00% 0	2
Airports (Only South Cariboo, Anahim Lake, Quesnel & Likely)	0.00% 0	100.00% 2	0.00% 0	0.00% 0	2
Emergency Services (note: this budget does not fund BC Wildfire)	0.00% 0	50.00% 1	50.00% 1	0.00% 0	2
Community Water Systems (available in only 11 rural communities)	0.00% 0	50.00% 1	0.00% 0	50.00% 1	2
Libraries & Literacy Programs	0.00% 0	50.00% 1	50.00% 1	0.00% 0	2
Recreation (Arenas, Pools, Sports Fields, Trails)	0.00% 0	0.00% 0	50.00% 1	50.00% 1	2
Structural Fire Protection (Volunteer Fire Departments)	0.00% 0	0.00% 0	100.00% 2	0.00% 0	2
Community Sewer Systems (available in only 6 rural communities)	0.00% 0	0.00% 0	50.00% 1	50.00% 1	2
Garbage & Recycling Disposal (Solid Waste Management)	0.00% 0	0.00% 0	100.00% 2	0.00% 0	2
Economic & Community Development	0.00% 0	0.00% 0	100.00% 2	0.00% 0	2
Access to Information & Public Engagement	0.00% 0	0.00% 0	100.00% 2	0.00% 0	2
Arts, Culture & Community Centres	0.00% 0	0.00% 0	100.00% 2	0.00% 0	2

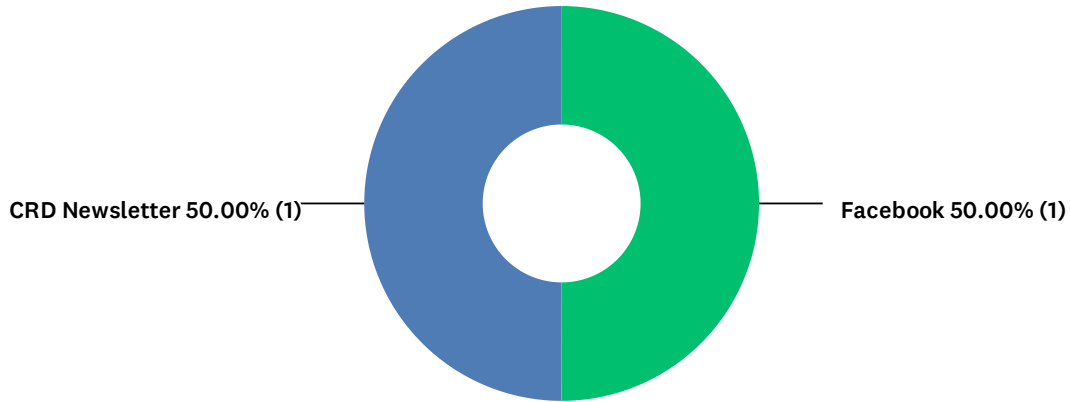
Q8 Is there anything you would like to add about service levels and availability in your area?

Answered: 1 Skipped: 3

#	RESPONSES	DATE
1	<p>Libraries Recreation Utilities I am an avid user of the Alexis Creek Library & think it is an essential & necessary service within our community. The community hall/arena has also been well used within our community & is essential for community connections. I do believe the Alexis Creek area would benefit from trail infrastructure, in addition to more community building supports. Also with the consistent water issues of the previous year, it would be preferred if notice was given in advance to water being shut off for the day.</p>	2/12/2025 6:27 AM

Q9 How did you find out about this survey?

Answered: 2 Skipped: 2



ANSWER CHOICES	RESPONSES	
Facebook	50.00%	1
CRD Newsletter	50.00%	1
None of the above	0.00%	0
From a friend / colleague / family member (Word of mouth)	0.00%	0
Twitter	0.00%	0
Instagram	0.00%	0
LinkedIn	0.00%	0
Local newspaper	0.00%	0
Radio	0.00%	0
Poster	0.00%	0
I called the CRD	0.00%	0
Email newsletter	0.00%	0
Other (please specify)	0.00%	0
TOTAL		2

#	OTHER (PLEASE SPECIFY)	DATE
	There are no responses.	