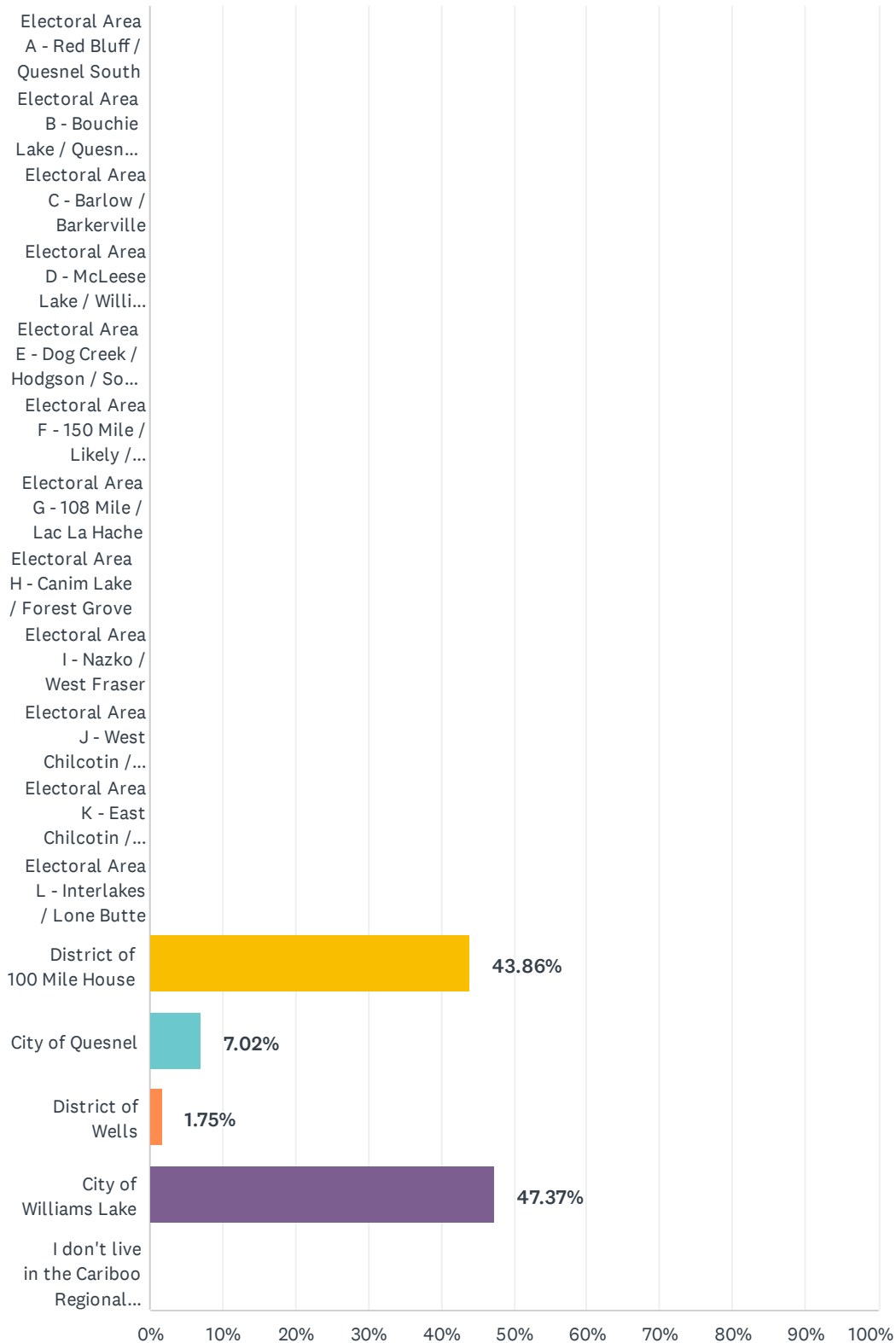


Q1 Which Electoral Area / Municipality do you live in?

Answered: 57 Skipped: 0

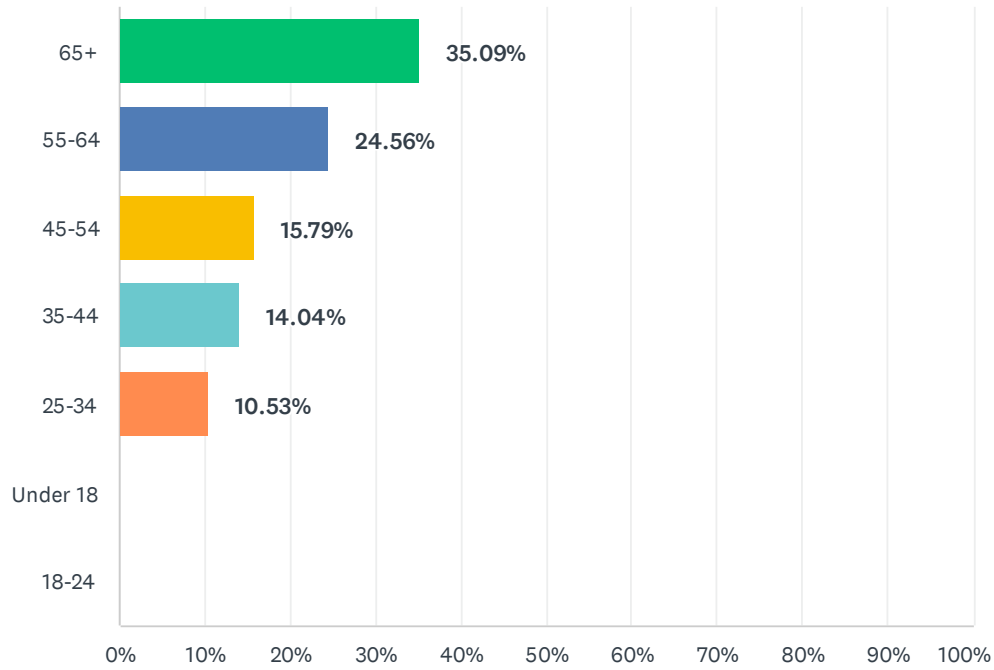


ANSWER CHOICES	RESPONSES	
Electoral Area A - Red Bluff / Quesnel South	0.00%	0
Electoral Area B - Bouchie Lake / Quesnel West	0.00%	0
Electoral Area C - Barlow / Barkerville	0.00%	0
Electoral Area D - McLeese Lake / Williams Lake North	0.00%	0
Electoral Area E - Dog Creek / Hodgson / South Lakeside	0.00%	0
Electoral Area F - 150 Mile / Likely / Horsefly	0.00%	0
Electoral Area G - 108 Mile / Lac La Hache	0.00%	0
Electoral Area H - Canim Lake / Forest Grove	0.00%	0
Electoral Area I - Nazko / West Fraser	0.00%	0
Electoral Area J - West Chilcotin / Anahim Lake / Nimpo Lake	0.00%	0
Electoral Area K - East Chilcotin / Alexis Creek / Riske Creek	0.00%	0
Electoral Area L - Interlakes / Lone Butte	0.00%	0
District of 100 Mile House	43.86%	25
City of Quesnel	7.02%	4
District of Wells	1.75%	1
City of Williams Lake	47.37%	27
I don't live in the Cariboo Regional District (please specify which community you live in)	0.00%	0
TOTAL		57

#	I DON'T LIVE IN THE CARIBOO REGIONAL DISTRICT (PLEASE SPECIFY WHICH COMMUNITY YOU LIVE IN)	DATE
	There are no responses.	

Q2 What is your age?

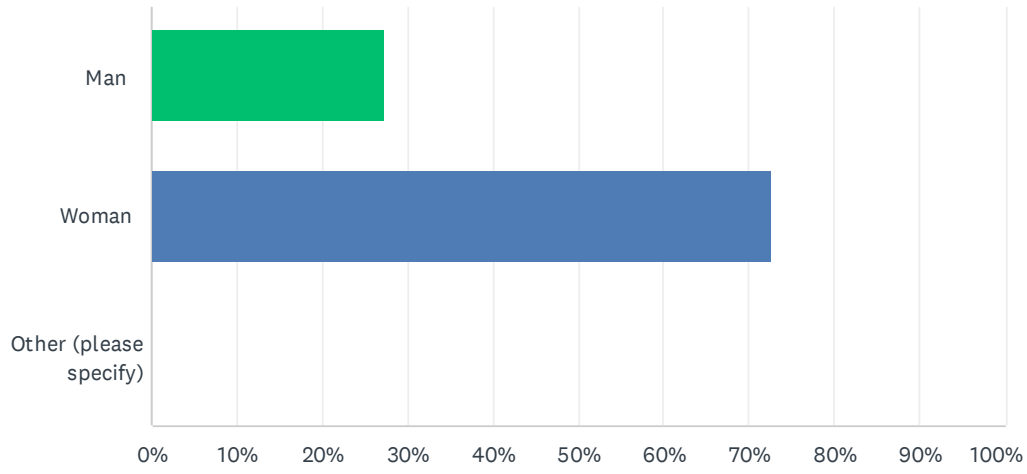
Answered: 57 Skipped: 0



ANSWER CHOICES	RESPONSES	
65+	35.09%	20
55-64	24.56%	14
45-54	15.79%	9
35-44	14.04%	8
25-34	10.53%	6
Under 18	0.00%	0
18-24	0.00%	0
TOTAL		57

Q3 I am a...

Answered: 55 Skipped: 2

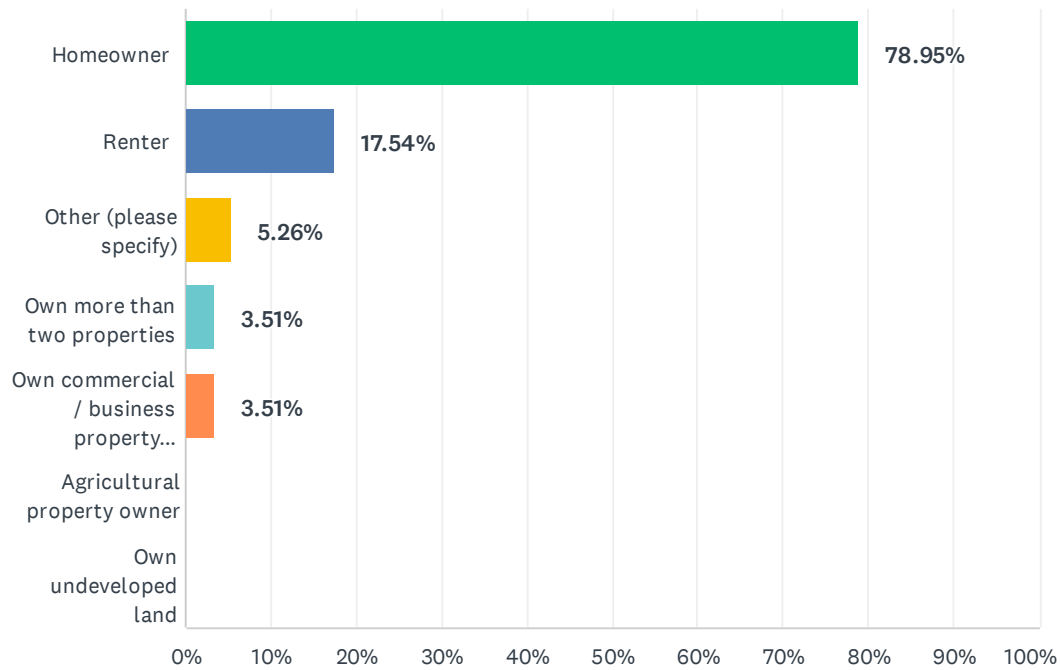


ANSWER CHOICES	RESPONSES
Man	27.27% 15
Woman	72.73% 40
Other (please specify)	0.00% 0
TOTAL	55

#	OTHER (PLEASE SPECIFY)	DATE
	There are no responses.	

Q4 What is your property ownership status? Check all that apply.

Answered: 57 Skipped: 0

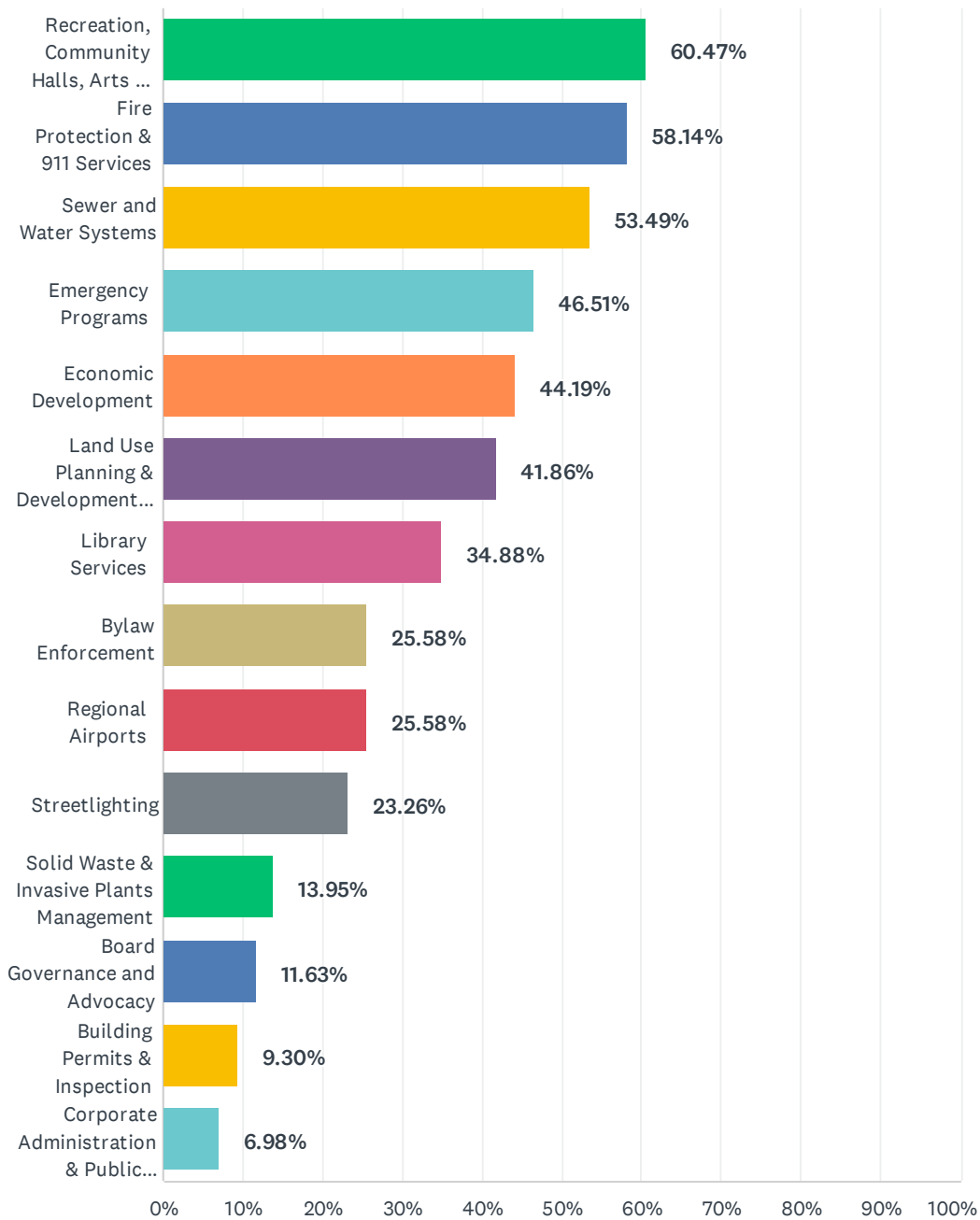


ANSWER CHOICES	RESPONSES	
Homeowner	78.95%	45
Renter	17.54%	10
Other (please specify)	5.26%	3
Own more than two properties	3.51%	2
Own commercial / business property (non-agricultural)	3.51%	2
Agricultural property owner	0.00%	0
Own undeveloped land	0.00%	0
Total Respondents: 57		

#	OTHER (PLEASE SPECIFY)	DATE
1	Women's Shelter	2/16/2025 7:01 PM
2	Plan to buy home in Williams Lake this year	2/5/2025 5:33 PM
3	RECREATIONAL	1/29/2025 5:09 PM

Q5 Please select the five most important regional district services for you.

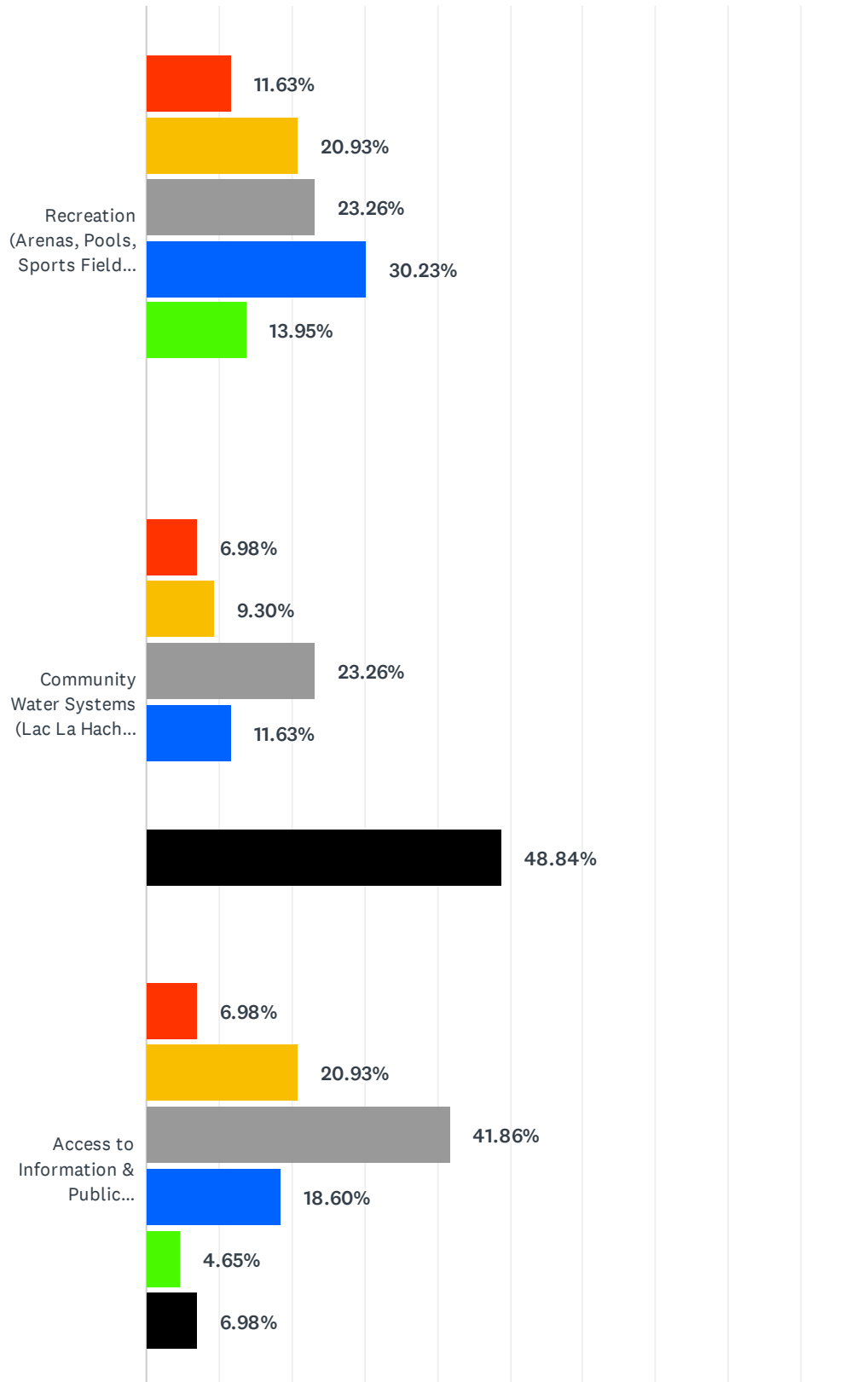
Answered: 43 Skipped: 14

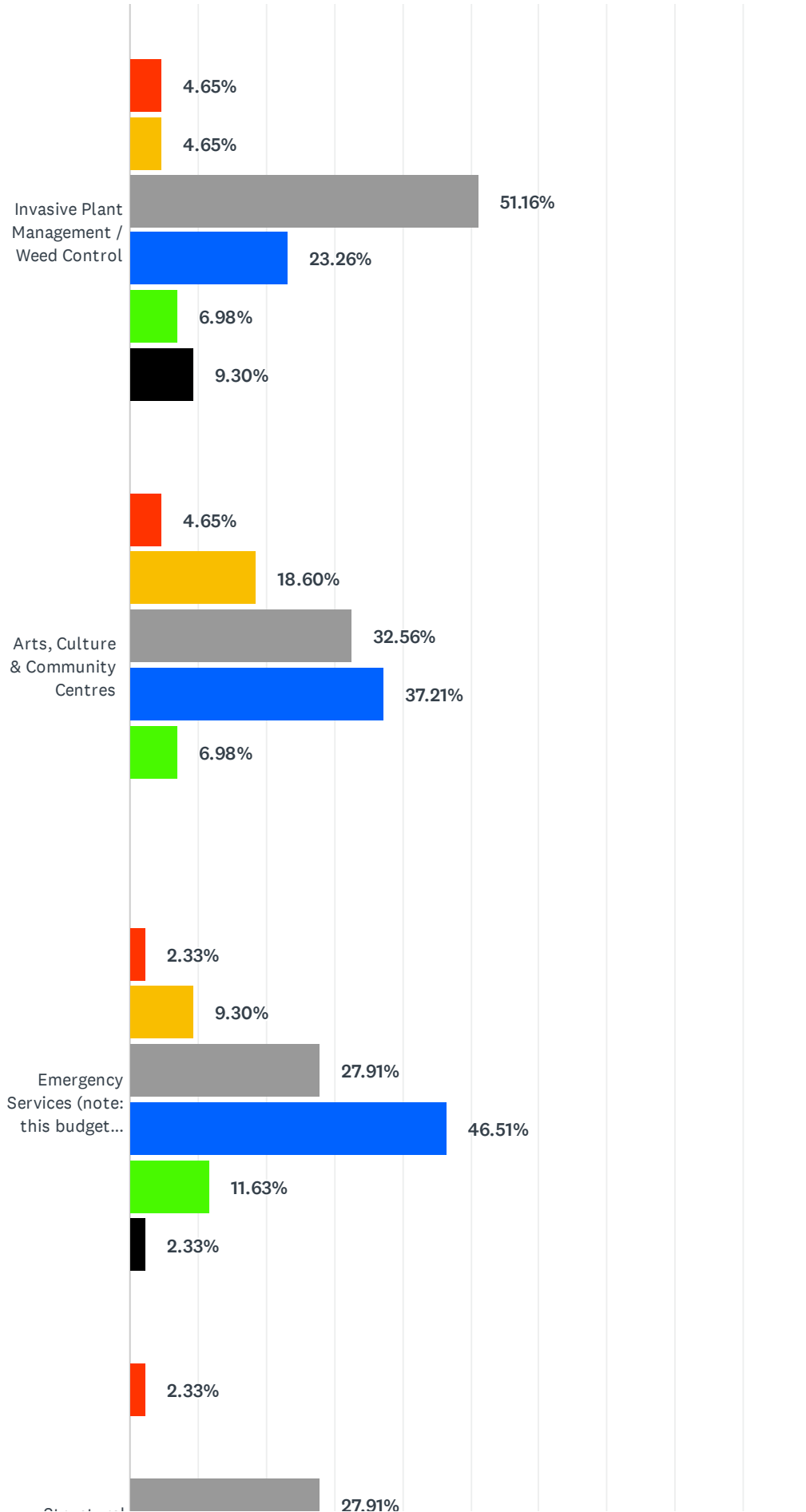


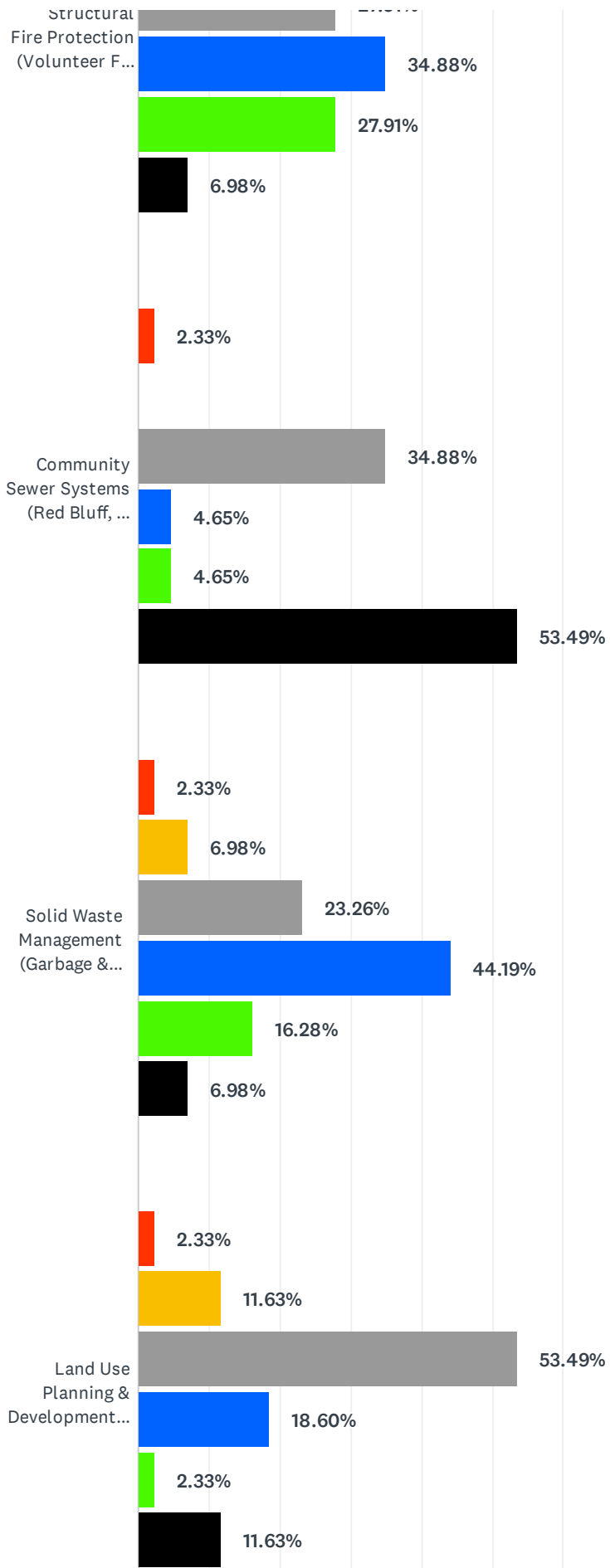
ANSWER CHOICES	RESPONSES	
Recreation, Community Halls, Arts & Culture	60.47%	26
Fire Protection & 911 Services	58.14%	25
Sewer and Water Systems	53.49%	23
Emergency Programs	46.51%	20
Economic Development	44.19%	19
Land Use Planning & Development Regulation	41.86%	18
Library Services	34.88%	15
Bylaw Enforcement	25.58%	11
Regional Airports	25.58%	11
Streetlighting	23.26%	10
Solid Waste & Invasive Plants Management	13.95%	6
Board Governance and Advocacy	11.63%	5
Building Permits & Inspection	9.30%	4
Corporate Administration & Public Relations	6.98%	3
Total Respondents: 43		

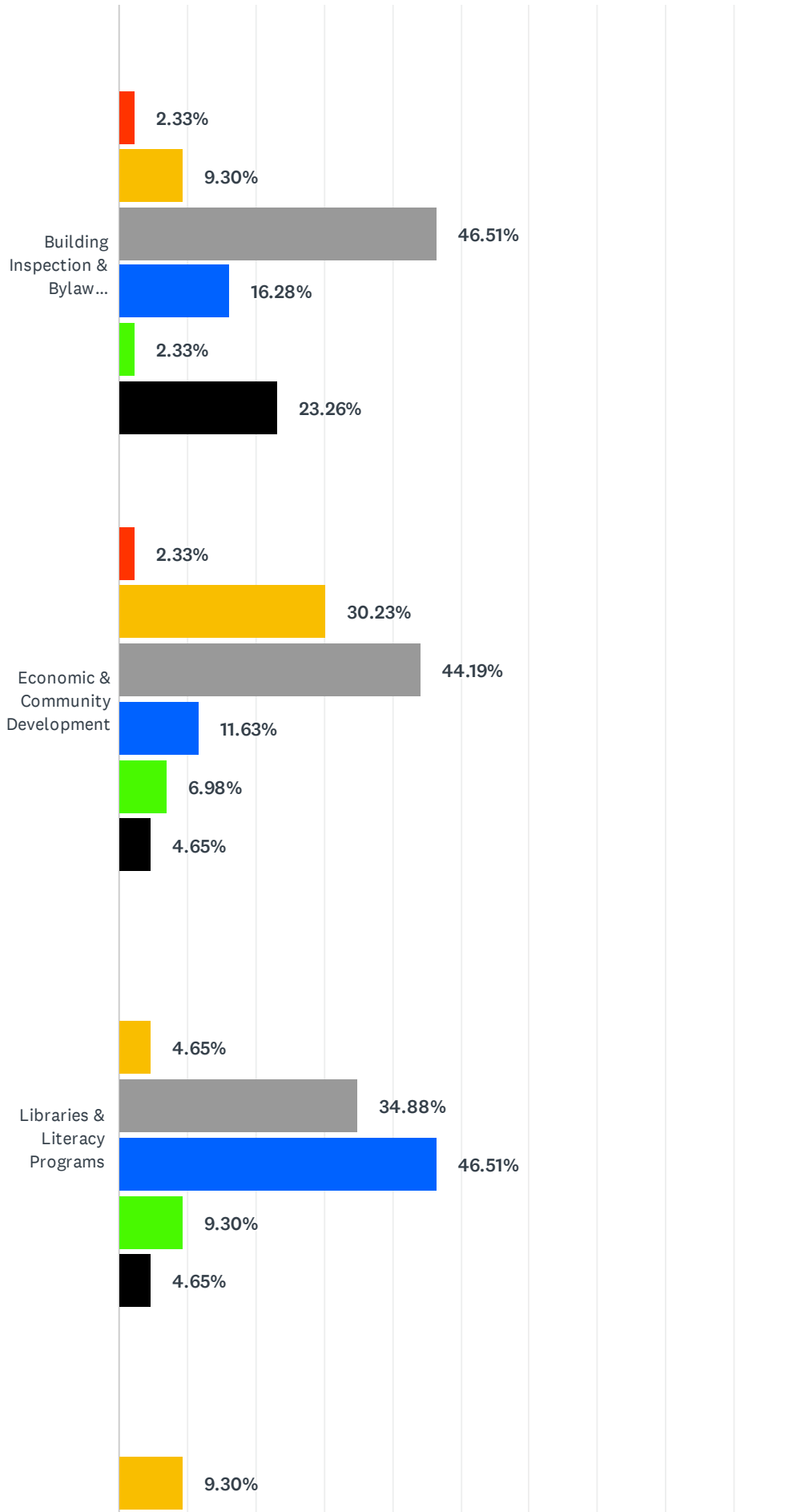
Q6 Please rate your level of satisfaction with the level of service available in your area for the following services:

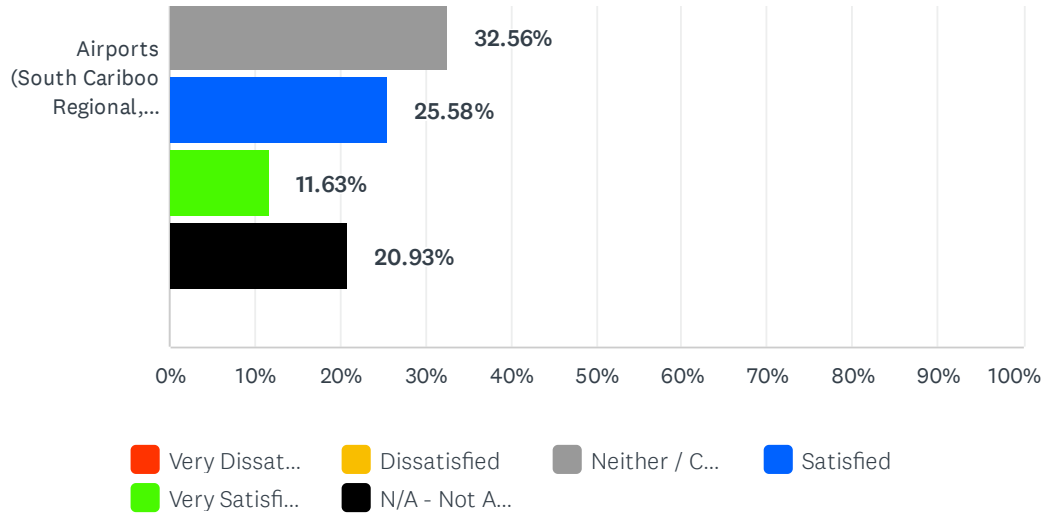
Answered: 43 Skipped: 14







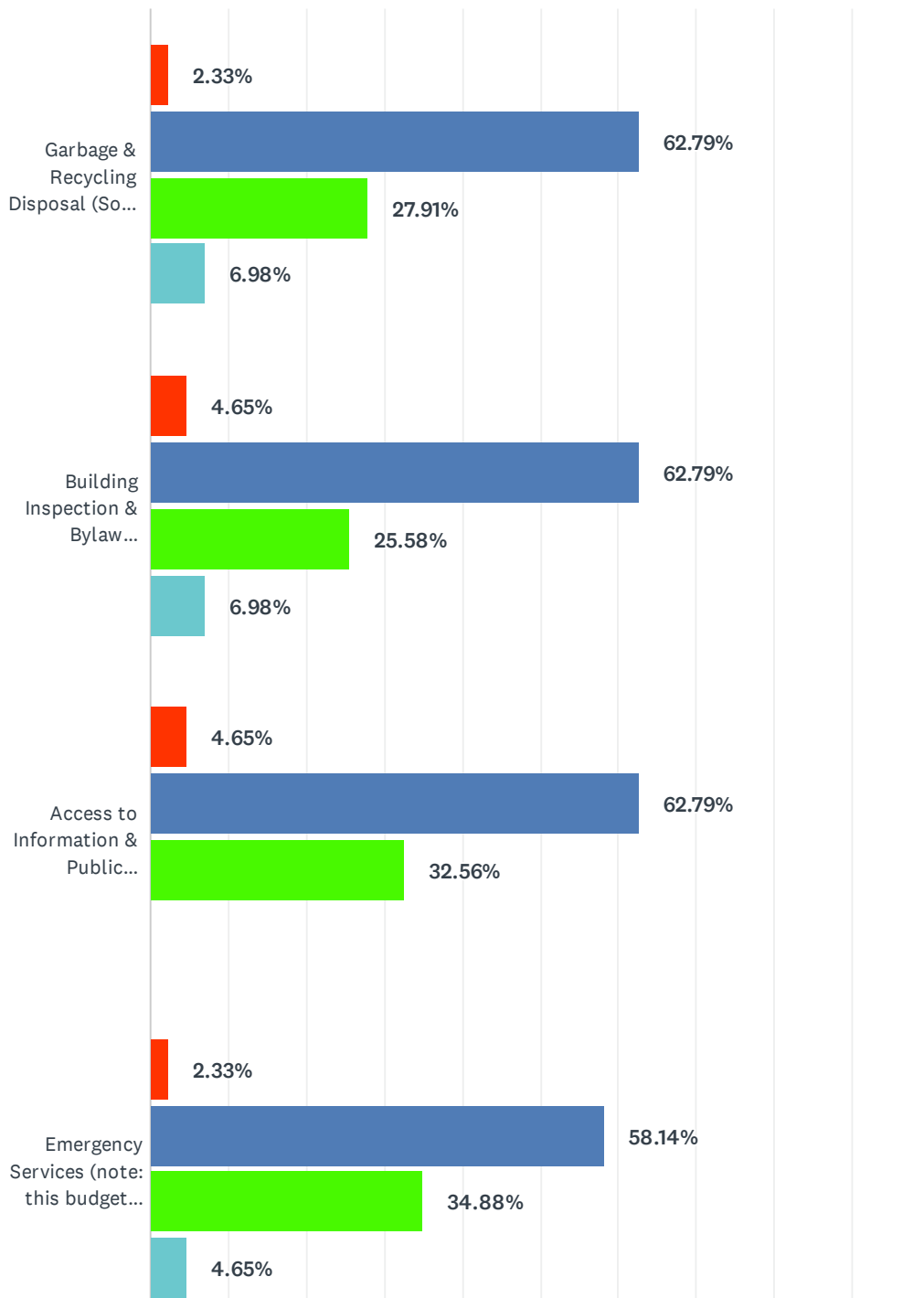


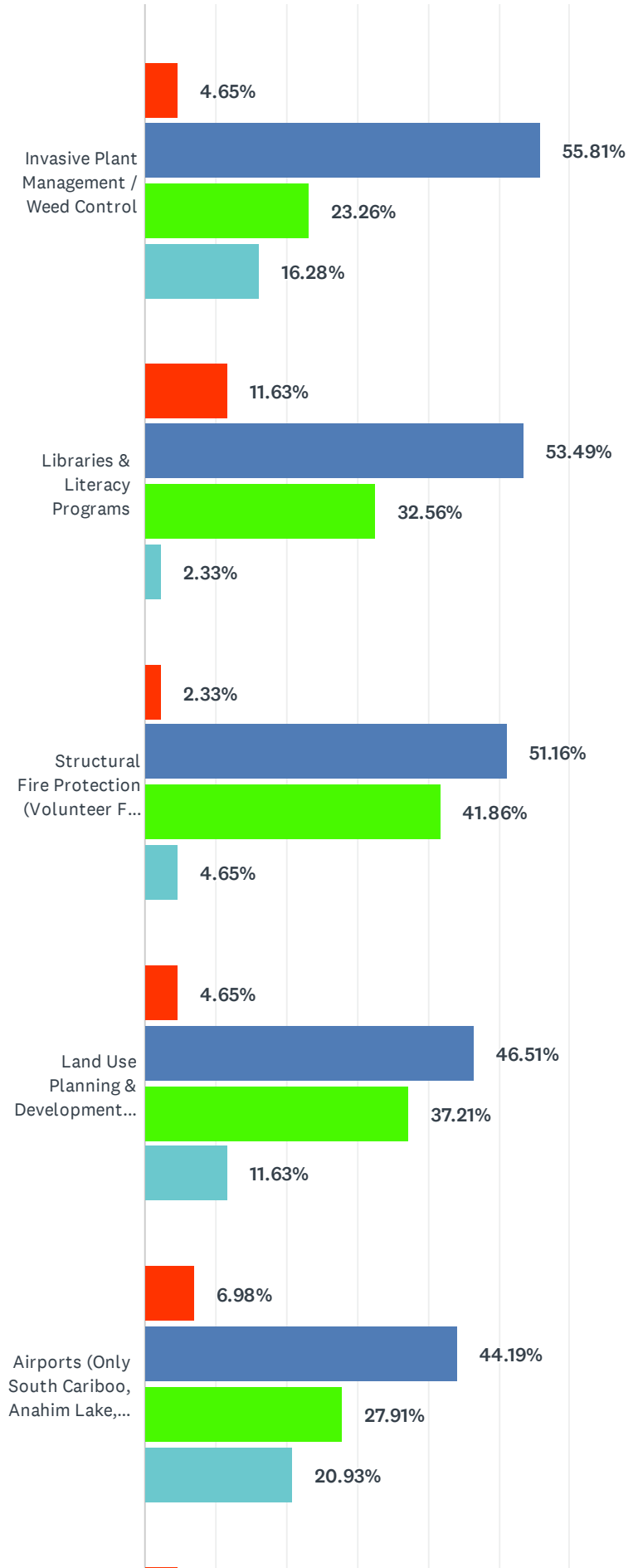


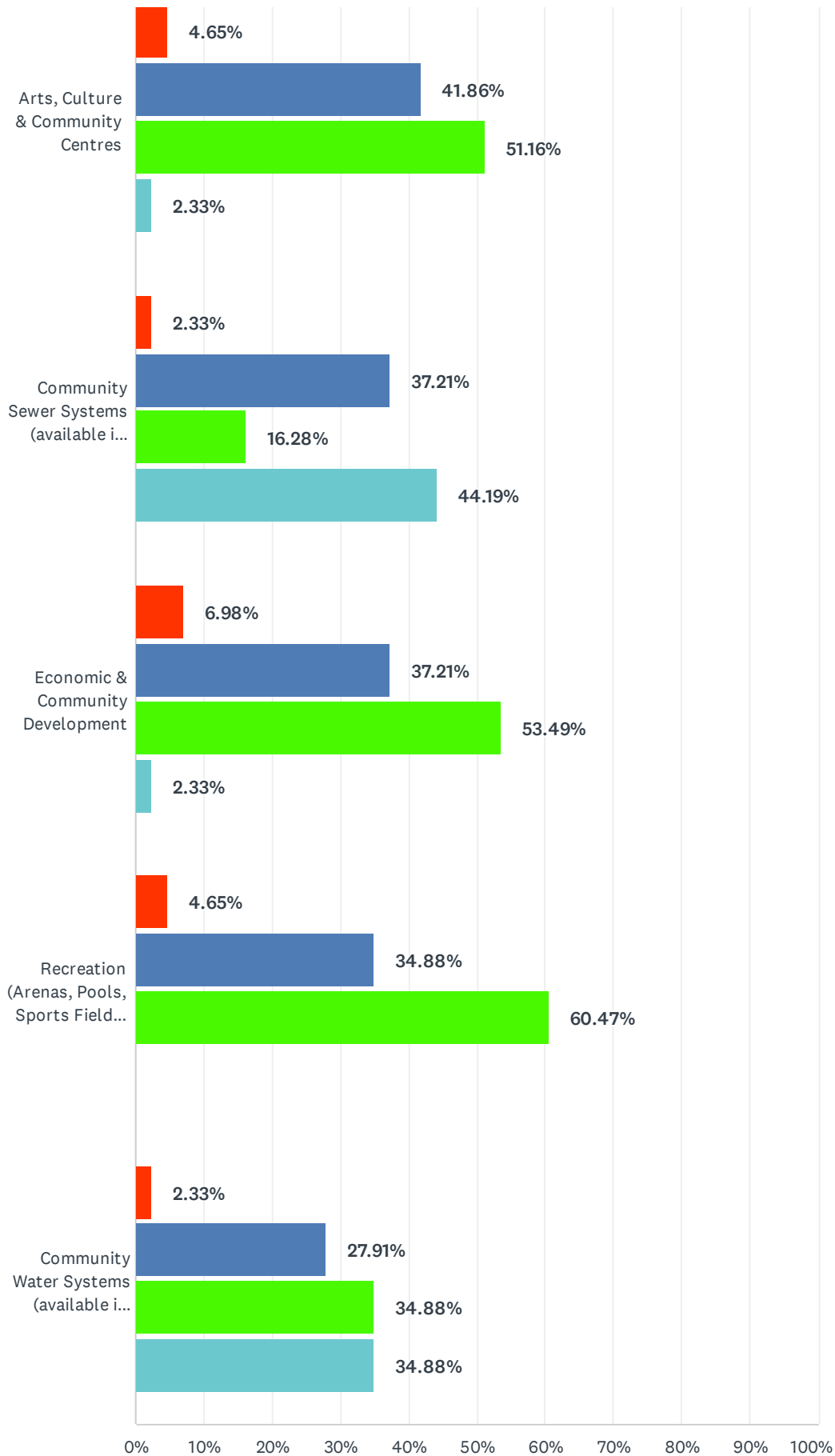
	VERY DISSATISFIED	DISSATISFIED	NEITHER / CONTENT	SATISFIED	VERY SATISFIED	N/A - NOT APPLICABLE	TOTAL
Recreation (Arenas, Pools, Sports Fields, Trails)	11.63% 5	20.93% 9	23.26% 10	30.23% 13	13.95% 6	0.00% 0	43
Community Water Systems (Lac La Hache, Alexis Creek, Benjamin, 103 & 108 Mile, Forest Grove, Gateway, Horse Lake, Lexington, Russet Bluff, Canim Lake)	6.98% 3	9.30% 4	23.26% 10	11.63% 5	0.00% 0	48.84% 21	43
Access to Information & Public Engagement	6.98% 3	20.93% 9	41.86% 18	18.60% 8	4.65% 2	6.98% 3	43
Invasive Plant Management / Weed Control	4.65% 2	4.65% 2	51.16% 22	23.26% 10	6.98% 3	9.30% 4	43
Arts, Culture & Community Centres	4.65% 2	18.60% 8	32.56% 14	37.21% 16	6.98% 3	0.00% 0	43
Emergency Services (note: this budget does not fund BC Wildfire)	2.33% 1	9.30% 4	27.91% 12	46.51% 20	11.63% 5	2.33% 1	43
Structural Fire Protection (Volunteer Fire Departments)	2.33% 1	0.00% 0	27.91% 12	34.88% 15	27.91% 12	6.98% 3	43
Community Sewer Systems (Red Bluff, Lac La Hache, Alexis Creek, Wildwood, Pine Valley)	2.33% 1	0.00% 0	34.88% 15	4.65% 2	4.65% 2	53.49% 23	43
Solid Waste Management (Garbage & Recycling)	2.33% 1	6.98% 3	23.26% 10	44.19% 19	16.28% 7	6.98% 3	43
Land Use Planning & Development Regulation	2.33% 1	11.63% 5	53.49% 23	18.60% 8	2.33% 1	11.63% 5	43
Building Inspection & Bylaw Enforcement	2.33% 1	9.30% 4	46.51% 20	16.28% 7	2.33% 1	23.26% 10	43
Economic & Community Development	2.33% 1	30.23% 13	44.19% 19	11.63% 5	6.98% 3	4.65% 2	43
Libraries & Literacy Programs	0.00% 0	4.65% 2	34.88% 15	46.51% 20	9.30% 4	4.65% 2	43
Airports (South Cariboo Regional, Anahim Lake, Quesnel, Likely)	0.00% 0	9.30% 4	32.56% 14	25.58% 11	11.63% 5	20.93% 9	43

Q7 Should the CRD increase, decrease, or maintain existing levels of service for the following functions? Note: Increasing service availability/levels requires additional funding from taxation or user fees since costs would increase, whereas a decrease in service availability/levels generally does not. Maintaining existing services would see only increases for inflation.

Answered: 43 Skipped: 14







■ Decrease s...
 ■ Keep it the ...
 ■ Increase se...
 ■ N/A - Not A...

	DECREASE SERVICES	KEEP IT THE SAME	INCREASE SERVICES	N/A - NOT APPLICABLE	TOTAL
Garbage & Recycling Disposal (Solid Waste Management)	2.33% 1	62.79% 27	27.91% 12	6.98% 3	43
Building Inspection & Bylaw Enforcement	4.65% 2	62.79% 27	25.58% 11	6.98% 3	43
Access to Information & Public Engagement	4.65% 2	62.79% 27	32.56% 14	0.00% 0	43
Emergency Services (note: this budget does not fund BC Wildfire)	2.33% 1	58.14% 25	34.88% 15	4.65% 2	43
Invasive Plant Management / Weed Control	4.65% 2	55.81% 24	23.26% 10	16.28% 7	43
Libraries & Literacy Programs	11.63% 5	53.49% 23	32.56% 14	2.33% 1	43
Structural Fire Protection (Volunteer Fire Departments)	2.33% 1	51.16% 22	41.86% 18	4.65% 2	43
Land Use Planning & Development Regulation	4.65% 2	46.51% 20	37.21% 16	11.63% 5	43
Airports (Only South Cariboo, Anahim Lake, Quesnel & Likely)	6.98% 3	44.19% 19	27.91% 12	20.93% 9	43
Arts, Culture & Community Centres	4.65% 2	41.86% 18	51.16% 22	2.33% 1	43
Community Sewer Systems (available in only 6 rural communities)	2.33% 1	37.21% 16	16.28% 7	44.19% 19	43
Economic & Community Development	6.98% 3	37.21% 16	53.49% 23	2.33% 1	43
Recreation (Arenas, Pools, Sports Fields, Trails)	4.65% 2	34.88% 15	60.47% 26	0.00% 0	43
Community Water Systems (available in only 11 rural communities)	2.33% 1	27.91% 12	34.88% 15	34.88% 15	43

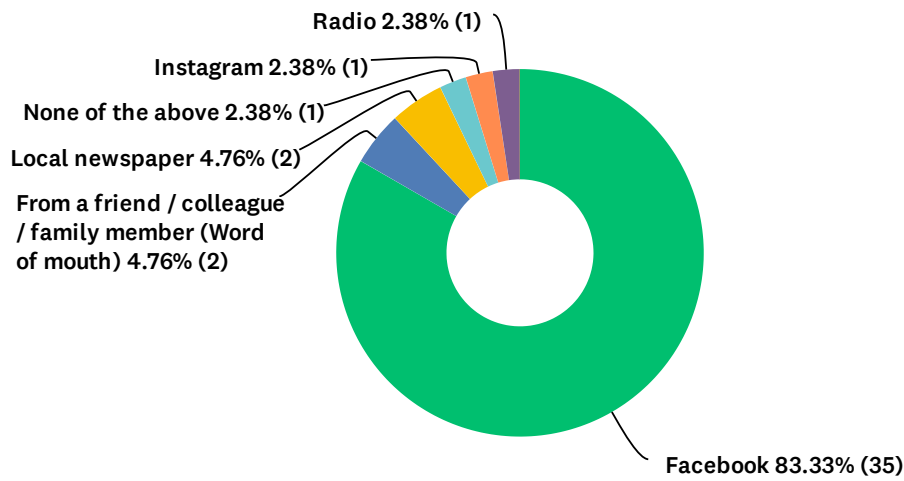
Q8 Is there anything you would like to add about service levels and availability in your area?

Answered: 15 Skipped: 42

#	RESPONSES	DATE
1	Libraries the library needs to be open at least 6 days a week, and not open until 8 pm	2/18/2025 10:23 AM
2	Taxes I do realise that improvements to services require an increase in taxes.	2/16/2025 7:18 PM
3	Taxes We don't need a government within a government, just another way to get our tax dollars	2/16/2025 5:24 AM
4	Grants for Assistance Non-CRD Services Taxes Also completely cut unnecessary programs, unnecessary snow plowing, grants, pride parade etc..Lower taxes or money could be spent on removing crime from downtown. Build more jails and prisons and lock people up instead of realeasing them. mandatory drug rehabilitation. After crime has gone down, use the facilities to for low income housing. Start thinking about the future for plans that make common sense... you need to stop funding things that private groups and individuals can easily raise the money them selves... citizens tax dollars should not be going to special interest groups... its discusting how our tax dollars are being spent for idiotic things. Quesnel has gone down hill and people are moving out of the area because of crime, drugs and the homeless.....	2/15/2025 10:29 AM
5	Recreation Taxes I want a Pool! increase my taxes for something i agree to.	2/14/2025 7:23 PM
6	Non-CRD Services Keep the town cleaner. Help reface the town. Demolish the red coach. Lower commercial property taxes and raise residential.	2/12/2025 6:19 AM
7	Solid Waste I would like to see composable materials being separated from regular garbage, maybe glass as well.	2/6/2025 2:10 PM
8	Engagement Without Steve Forseth, we would never know what is going on. Directors, once elected seem to disappear. Never heard from again until elect time. More open communication is a must! It isn't a secret club folks. Directors who are on more than one Council are not focused and likely in a conflict of interest position.	2/4/2025 5:02 AM
9	Taxes There is insufficient funding allocated to specific districts that provide support to surrounding communities.	2/3/2025 3:05 PM
10	No	2/3/2025 2:54 PM
11	Non-CRD Services better road repair in 103 mile, filling potholes with gravel & driving over it is a waste of time & employee wages	2/3/2025 7:36 AM
12	Non-CRD Services City of Williams Lake water is very poor. I have filters and it's still bad. Manganese is filling all the plumbing with black sludge. Fireworks are fine during celebrations but in my neighborhood, in a residential area in town, fireworks happen almost every weekend.	2/2/2025 9:06 PM
13	No	1/30/2025 4:16 PM
14	Recreation Solid Waste I would like to see food waste pick up at our homes. I would like to see accessible trails in town limits, not all out of town so you have to drive to them. Just drove up to the Esler fields today to walk the trails and the parking lots were not plowed and I was afraid I would get stuck in my little car so came back to town.	1/29/2025 10:50 PM
15	Recreation recreation facilities should provide opportunities for seniors as well as youth and adults	1/29/2025 7:16 PM

Q9 How did you find out about this survey?

Answered: 42 Skipped: 15



ANSWER CHOICES	RESPONSES	
Facebook	83.33%	35
From a friend / colleague / family member (Word of mouth)	4.76%	2
Local newspaper	4.76%	2
None of the above	2.38%	1
Instagram	2.38%	1
Radio	2.38%	1
Twitter	0.00%	0
LinkedIn	0.00%	0
Poster	0.00%	0
CRD Newsletter	0.00%	0
I called the CRD	0.00%	0
Email newsletter	0.00%	0
Other (please specify)	0.00%	0
TOTAL		42

#	OTHER (PLEASE SPECIFY)	DATE
	There are no responses.	